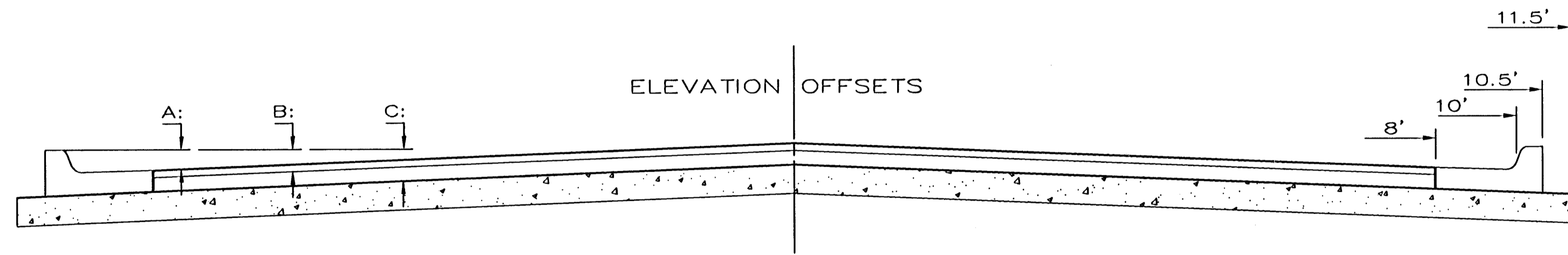
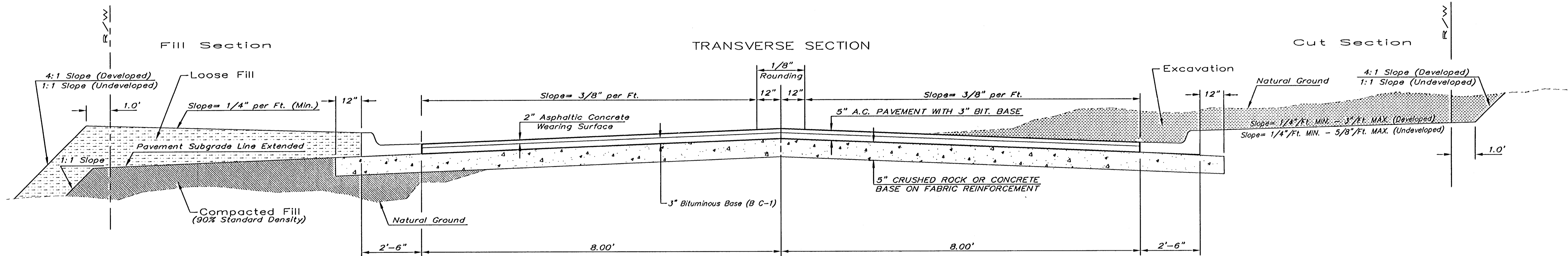


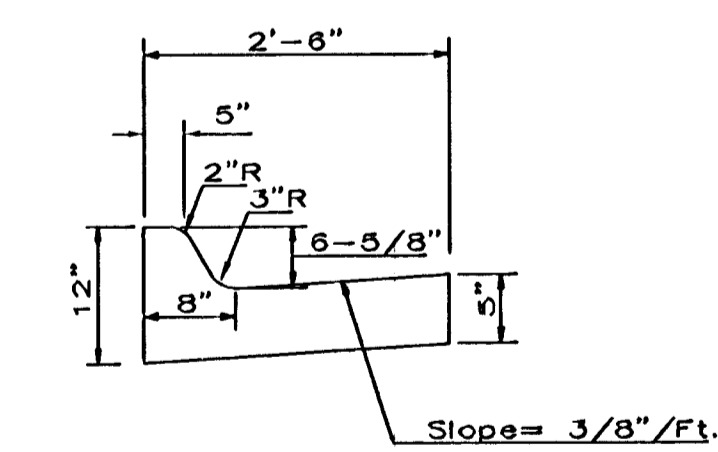
# TYPICAL 21' B-B PAVEMENT DETAILS



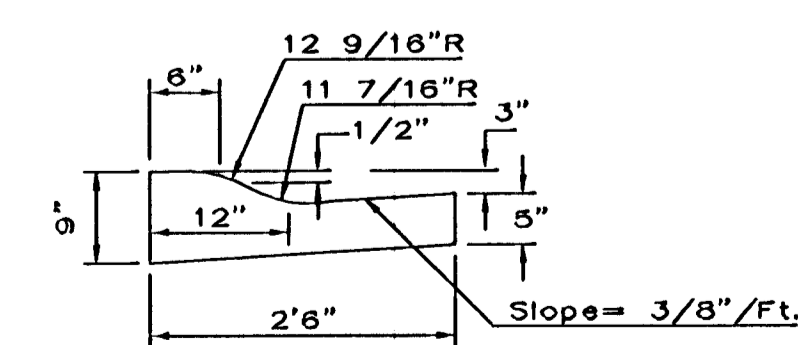
## General Notes

- FABRIC BASE REINFORCEMENT SHALL BE B X 1100 GEOGRID AS MANUFACTURED BY TENSAR CORPORATION OR APPROVED EQUAL. FABRIC BASE REINFORCEMENT SHALL BE INSTALLED IN ACCORDANCE WITH MANUFACTURER'S RECOMMENDATIONS.
- ROCK BASE IS TO BE COMPACTED AND SMOOTHED WITH A STEEL FACED ROLLER PRIOR TO PLACEMENT OF ASPHALT. TACK COAT WILL NOT BE APPLIED TO ROCK BASE.
- A TACK COAT OF EMULSIFIED ASPHALT (SC-1H OR CSS-1H) SHALL BE APPLIED AT AN APPROXIMATE RATE OF 0.05 GALLONS PER SQUARE YARD BETWEEN EACH LIFT OF ASPHALTIC MATERIAL.
- BITUMINOUS BASE AND ASPHALTIC CONCRETE WEARING SURFACE SHALL BE PLACED WITH A LAYDOWN MACHINE HAVING AUTOMATIC CONTROLS FOR LINE AND GRADE.
- CONSTRUCTION JOINTS IN EACH LIFT SHALL BE STAGGERED A MINIMUM DISTANCE OF ONE (1) FOOT FROM JOINTS IN PRECEDING LIFTS AND PLACED SO THAT A JOINT WILL BE CONSTRUCTED ON THE CENTERLINE OF THE TOP LIFT.
- THE ASPHALTIC CONCRETE PAVEMENT BETWEEN THE COMBINED CURB AND GUTTER SHALL BE PAID AS SQUARE YARDS OF 5" ASPHALTIC CONCRETE (3" BITUMINOUS BASE).

	DISTANCE FROM CENTERLINE (LT. & RT.)									
	0'	2'	4'	6'	7'	8'	10'	10.5'	11.5'	
A: Top of Curbs to Top of Surface Lift	0.25	0.31	0.38	0.44	0.47	0.50	-	-	-	
B: Top of Curbs to Top of Upper Base Lift	0.42	0.48	0.54	0.60	0.64	0.67	-	-	-	
C: Top of Curbs to Top of C.R. Subgrade	0.67	0.72	0.79	0.85	0.89	0.92	0.98	0.99	1.03	



COMBINED CURB & GUTTER

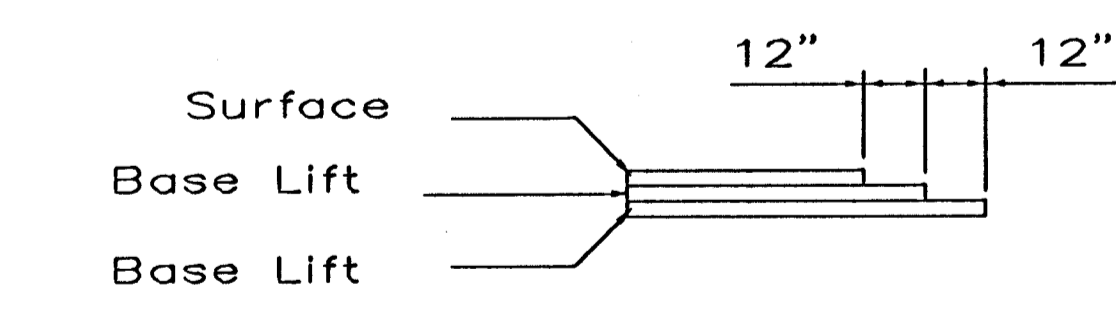


COMBINED ROLL TYPE CURB & GUTTER

CRUSHED ROCK GRADATION REQUIREMENTS  
PERCENT OF AGGREGATE RETAINED

2-1/2"	0
3/4"	20-60
1/4"	50-80
1/40"	80-94
1/200"	90-98

ROCK QUALITY SHALL CONFORM TO THE REQUIREMENTS SPECIFIED BY THE 9001 1990 EDITION STANDARD SPECIFICATION SUBSECTION 1102 FOR DURABILITY CLASS 1



TRANSVERSE CONSTRUCTION JOINTS

Transverse construction joints shall be constructed in flexible base pavements at locations where pavement joints existing flexible base pavement as shown by the detail. All costs associated with the construction of the transverse joint shall be included in the bid price for Square Yards 5" ASPHALTIC CONCRETE (3" BITUMINOUS BASE).

DSNR: BLB OPER: BJS SCALE: 1=1.00  
 C: 20050530000005300-000-C-21-B BK-BKTPSSC 09-26-2005 04:59:23 pm

No.	Revision	By	Date
PRAIRIE POINTE-PHASE 2 21' PAVEMENT 5" ASPHALTIC CONCRETE W/ CRUSHED ROCK BASE JAMES L. ARMOUR, P.E.-CITY ENGINEER CITY OF WICHITA PROJECT NO. 472-84042			
<b>Professional Engineering Consultants, P.A.</b> 303 S. TOPEKA • WICHITA, KANSAS 67202 316-262-2691 • FAX 316-262-3003			
Designed by	BDB, BLB	Job No.	35-05300-000
Drawn by	BJS	Date	May 2005
			Sheet 7 of 38