

CONSULTANTS:

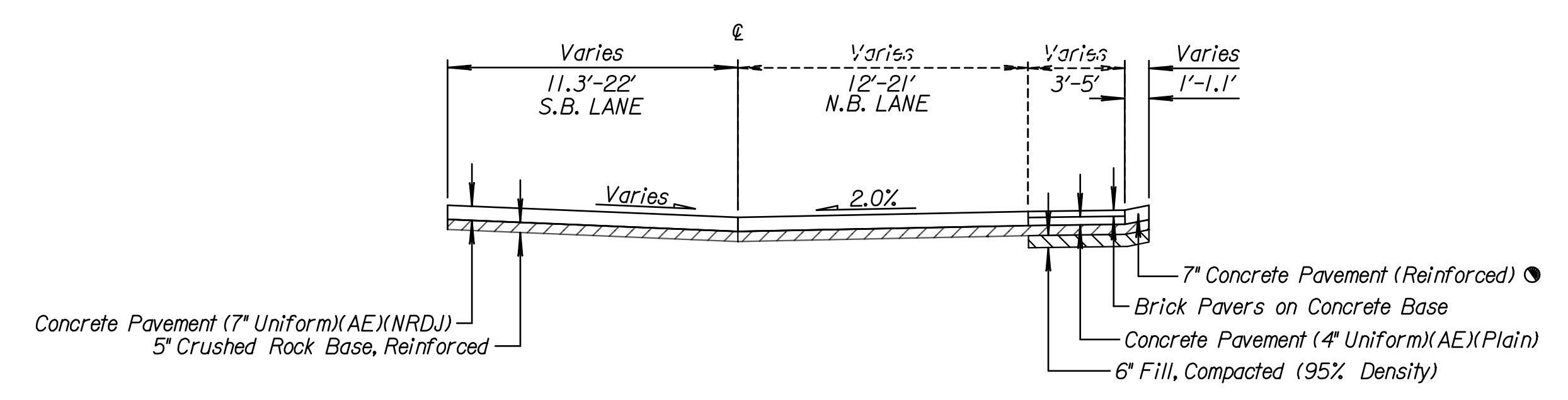
COMMERCE STREET & ST. FRANCIS AVENUE IMPROVEMENTS FROM WATERMAN TO KELLOGG
 WICHITA, KANSAS


REVISIONS:	MARK	DATE	DESCRIPTION

PROJ NO: 472-2021
 SCALE: N.T.S.
 DATE: 2/21/2024
 DESIGNED BY: DJK
 DRAWN BY: DJK
 CHECKED BY: MDB

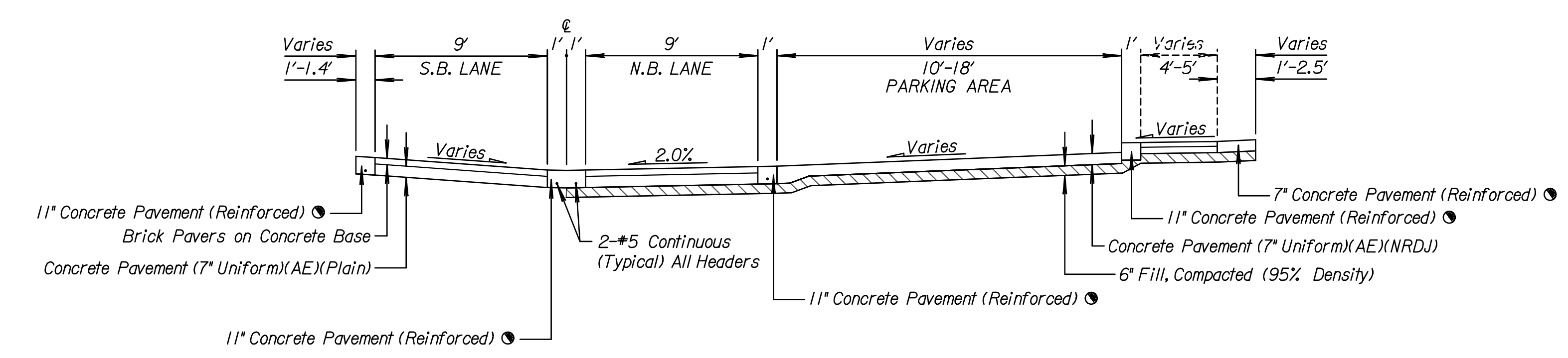
SHEET TITLE:
COMMERCE TYPICAL SECTIONS

SHEET NO.
6
 SHEET 6 OF 163

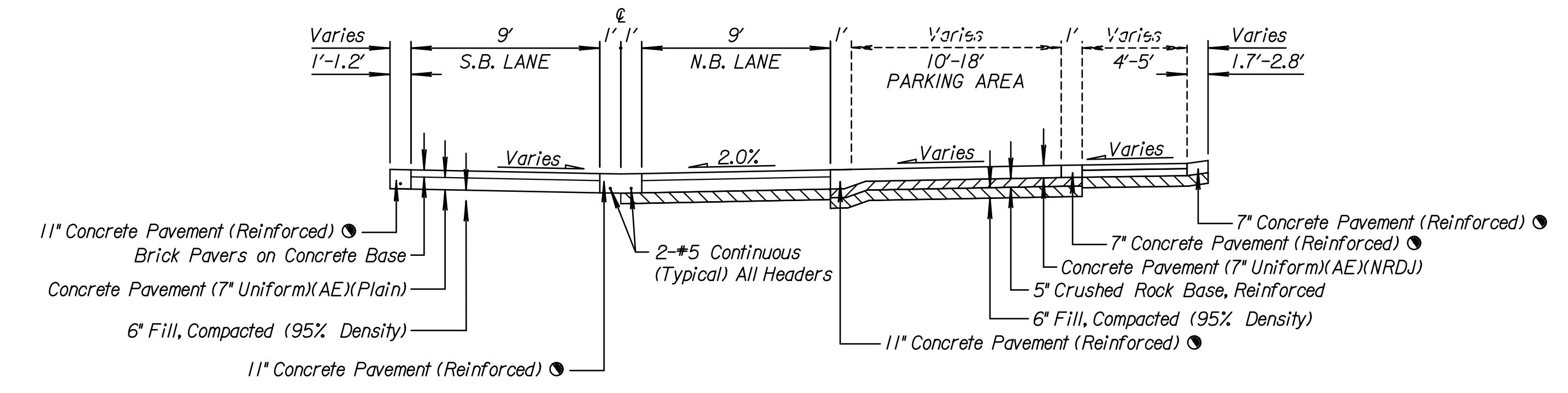


TYPICAL SECTION
 COMMERCE STREET
 Sta. 108+15.00 - Sta. 108+80.02

● Depth of concrete header to be equal to distance from top of subgrade to top of brick, minus 1/8\".



TYPICAL SECTION
 COMMERCE STREET
 Sta. 108+80.02 - Sta. 109+49.21
 Sta. 109+66.25 - Sta. 110+97.23



TYPICAL SECTION
 COMMERCE STREET
 Sta. 110+94.23 - Sta. 112+64.34

Note:
 The sections shown are typical. See Plans and Cross Sections for variations.

Refer to Plans and Cross Sections for R/W and Easement dimensions.

Bottom 6\" of Compaction is **SUBSIDIARY**. This includes but not limited to the compaction under the crushed rock based and curb & gutter.