FHWA REGION NO.	STATE	PROJECT NO.	YEAR	SHEET NO.	TOTAL SHEETS
7	KANSAS	87 N-0137-01	1997	92	94

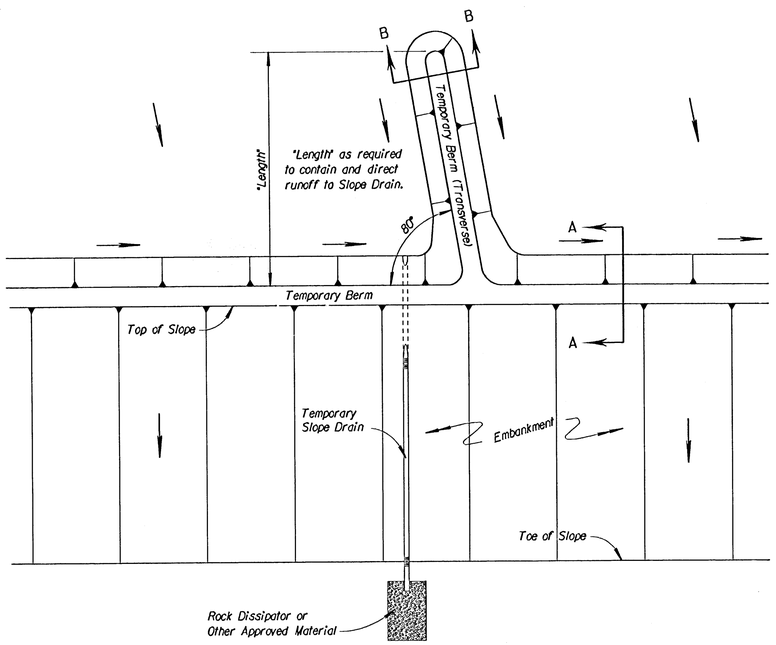

TYPICAL PLAN VIEW OF TEMPORARY BERM AND TEMPORARY SLOPE DRAIN

NO SCALE

NOTES:

1) Temporary Slope Drain and Temporary Berm may be used on either project foreslopes or project backslopes.
2) Discharge of Slope Drains shall be into stablized ditch or area, or into Sediment Basin.
3) Pipe shall be secured in place as approved by Engineer.

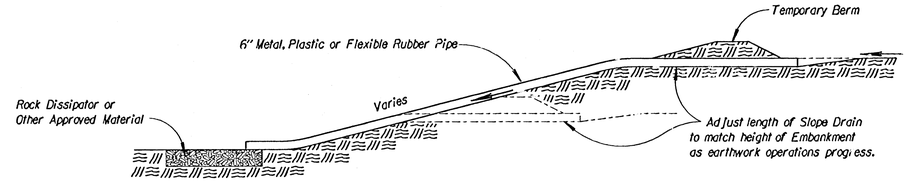

TYPICAL PROFILE OF TEMPORARY SLOPE DRAIN

NO SCALE

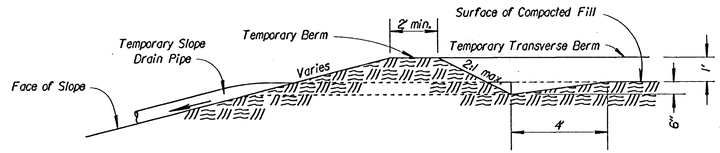

SECTION A-A

NO SCALE

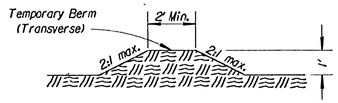

SECTION B-B

NO SCALE

TYPICAL PROFILE OF TEMPORARY BERM

NO SCALE

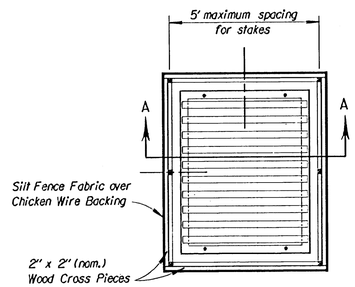

PLAN

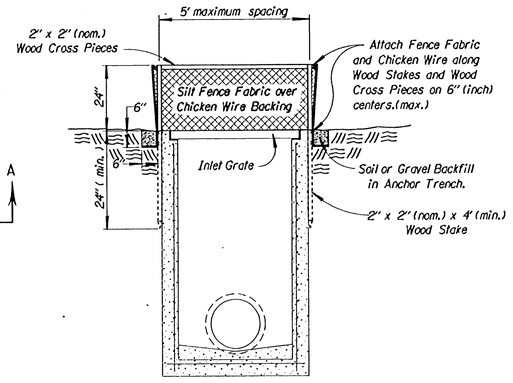

SECTION A-A

TEMPORARY INLET SEDIMENT BARRIER

NO SCALE

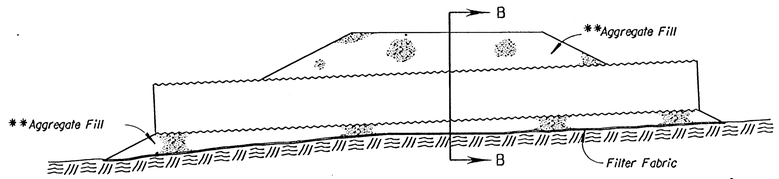

SECTION A-A

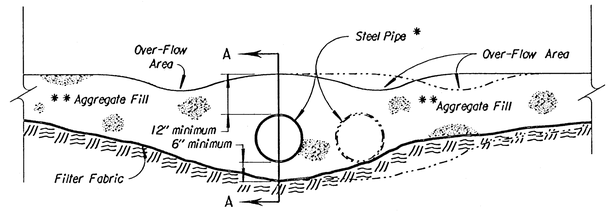

SECTION B-B

TEMPORARY STREAM CROSSING

NO SCALE

* NOTE:
Quantity, length and diameter of steel pipe to be determined by design flow calculations.

** NOTE:
Alternate fill material may be used upon the approval of the Bureau of Construction and Maintenance, Field Construction Engineer.

NO.	DATE	REVISIONS	BY	APP'D
3				
2				
1	3/13/97	Revised Temp. Stream Crossing	WCL	RDR

KANSAS DEPARTMENT OF TRANSPORTATION

TEMPORARY PROJECT WATER POLLUTION CONTROL
TEMPORARY SLOPE DRAIN, STREAM CROSSING, INLET SEDIMENT BARRIER

LA852C

F.H.W.A. APPROVAL	4/02/97	APP'D	Richard D. Ross
DESIGNED WCL	DETAILED	QUANTITIES	TRACED DEL
DESIGN CK. RDR	DETAIL CK.	WCL QUAN.CK.	TRACE CK. WCL

rdss
/usr5/rdss/refstds/la852c.dgn
30-JUL-1997 11:22
View- PLOT 1