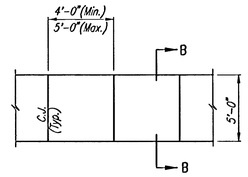
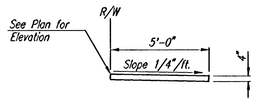


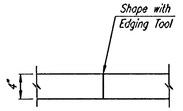
COMPACTED FILL DETAIL
WHERE SIDEWALK IS CONSTRUCTED
(See Plan Sheets for Locations)



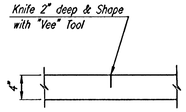
PLAN



SECTION B-B



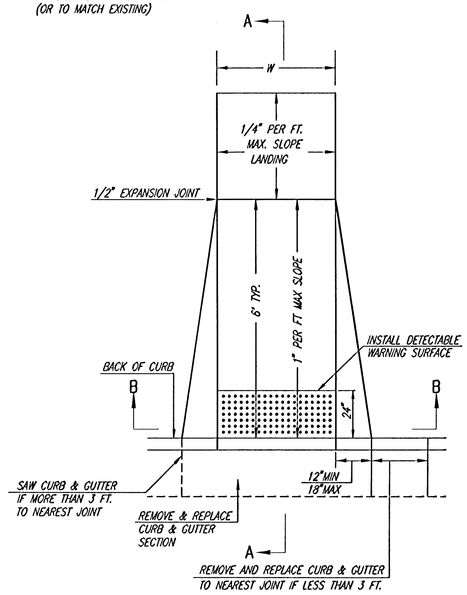
CONSTRUCTION JOINT



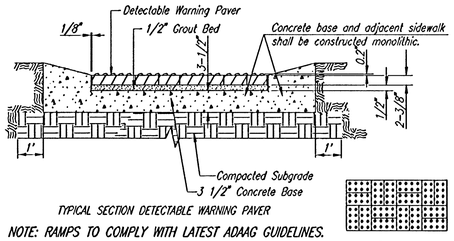
CONTRACTION JOINT

4" WALK DETAILS

W= 4'0" FOR STANDARD RAMP
W= 5'0" FOR RAMPS AT SCHOOL CROSSWALKS
(OR TO MATCH EXISTING)



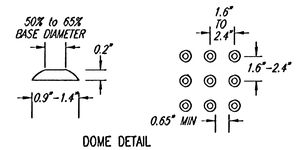
(TYPE A)
STANDARD WHEELCHAIR RAMP
WITH DETECTABLE WARNING
CONSTRUCTION DETAIL FOR STREETS
WITH COMBINED CURB & GUTTER



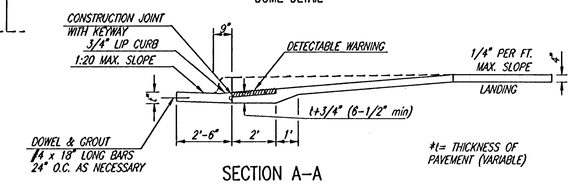
TYPICAL SECTION DETECTABLE WARNING PAVER

NOTE: RAMPS TO COMPLY WITH LATEST ADAAG GUIDELINES. PAVESTONE DETECTABLE WARNING PAVERS (OR AN APPROVED EQUAL) SHALL BE USED IN ALL WHEELCHAIR RAMPS. THE RED PAVER SHALL BE INSTALLED USING A BASKET WEAVE/PARQUET PATTERN. OTHER PATTERNS MAY BE USED WITH APPROVAL OF ENGINEER. SAND FILL JOINTS. ALIGN DOMES IN THE DIRECTION OF PEDESTRIAN TRAVEL.

SECTION B-B



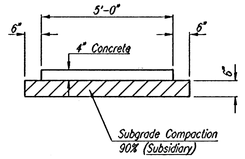
DOME DETAIL



SECTION A-A

AUGUST 4, 2003

TYPICAL WHEELCHAIR RAMP DETAILS



TYPICAL SIDEWALK SECTION

Saved 05-24-2006 8:10:08 AM by BJS
Plot Scale 1:10 06-01-2006 6:41:04 AM by BJS
G:\2004\04688\000\04688-S-WEDGE1.t

BRIAND D. BOUTWELL LICENSED 10889 PROFESSIONAL ENGINEER 6-1-06

No.	Revision	By	Date

OAK CREEK-PHASE 1
21ST ST. N. DECEL LANE

MISCELLANEOUS PAVING DETAILS

JAMES L. ARMOUR, P.E.- CITY ENGINEER
CITY OF WICHITA PROJECT NO. 472-84206

Professional Engineering Consultants, P.A.
303 S. TOPEKA • WICHITA, KANSAS 67202
316-262-2691 • FAX 316-262-3003

Designed by	BDB, BLB	Job No.	35-04688-003
Drawn by	BJS, JMU	Date	January 2005