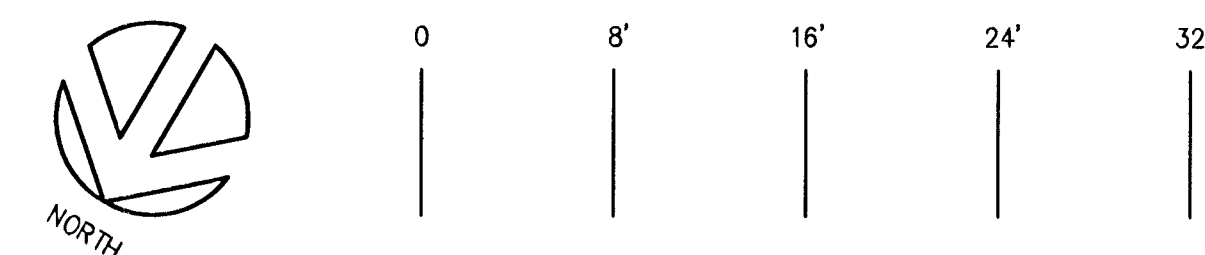


GENERAL NOTES

- A. CAST ORNAMENTAL GRILLES IN TERRACE WALLS HAVE BEEN TESTED AND FOUND TO HAVE BEEN PAINTED W/ LEAD BASED PAINT. ALL COATINGS SHALL BE REMOVED FROM GRILLEWORK BY QUALIFIED ABATEMENT CONTRACTOR, SUBJECT TO ALL APPLICABLE CODES & REGULATIONS.
- B. PHOTOGRAPH EXISTING FRONT TERRACE ELEVATIONS PRIOR TO REMOVAL, FOR RECORD OF PRE-EXISTING CONDITIONS.
- C. REFER GROUND FLR. REMOVAL PLAN FOR APPLICABLE NOTES.


REMOVAL NOTES

- 1. REMOVE DOOR(S), DOOR FRAME, THRESHOLD IF PRESENT FROM EXISTING OPENING.
- 2. REMOVE THRU-WALL LOUVERS.
- 3. REMOVE PORTION OF EXISTING GYP. BD. PARTITION AS REQUIRED FOR ACCESSING NEW WORK.
- 4. REMOVE EXTERIOR MASONRY WALL DOWN TO LOCATION SHOWN ON ELEVATIONS. SALVAGE & CLEAN BRICK FOR REUSE.
- 5. REMOVE EXISTING HANDRAIL.
- 6. REROUTE EXISTING METAL FLUE, FROM EXT. TO INTERIOR.
- 7. REMOVE TERRACE WALL AND BRICK VENEER FROM FACE OF FOUNDATION. SALVAGE BRICK, PRECAST CAPS, AND CAST ORNAMENTAL GRILLES FOR RECONSTRUCTION.
- 8. REMOVE WINDOW TO OWNER STORAGE.
- 9. REMOVE MASONRY INFILL FROM ORIGINAL OPENING.
- 10. REMOVE EXISTING STEEL LINTEL, SHORE AS REQUIRED.
- 11. STAIR WALLS HAVE BEEN PARTIALLY REMOVED DOWN TO TREADS & LANDING, TYPICAL. COMPLETE THE REMOVAL & SALVAGE BRICK FOR RECONSTRUCTION.
- 12. REMOVE EXISTING LAYERS OF CONC. TOPPING FROM TERRACE, DOWN TO STRUCTURAL SLAB.
- 13. REMOVE EXISTING LAYERS OF CONC. TOPPING FROM TREADS & LANDING, DOWN TO STRUCTURAL SLAB.
- 14. REMOVE EXISTING MASONRY PILASTER, PROVIDE TEMPORARY SHORING AS REQUIRED.
- 15. REMOVE EXISTING WINDOW. REMOVE MASONRY BELOW WINDOW OPENING, DOWN TO FLOOR.
- 16. REMOVE & SALVAGE CAST ORNAMENTAL GRILLES FOR REUSE. REFER GENERAL NOTE A.
- 17. REMOVE EXISTING CONCRETE SIDEWALK.
- 18. REMOVE FACE BRICK W/ PLASTER VENEER, & REPLACE W/ SALVAGED & CLEANED BRICK. REMOVE & REPLACE IN SMALL ENOUGH SECTIONS TO MAINTAIN OVERALL STRUCTURAL INTEGRITY.
- 19. REMOVE FLOOR ABOVE & FLOOR FRAMING. REMOVE ALL NON-ORIGINAL BRICK @ BEARING POCKETS & ELSEWHERE.
- 20. REMOVE ALL G.I. MTL. FLASHING FROM WALL, TYPICAL.
- 21. REMOVE ALL INTERIOR GYP. BD. FINISHES & ASSOCIATED FRAMING.
- 22. REMOVE LOUVER & ASSOCIATED INFILL. PREPARE OPENING FOR NEW WINDOW.
- 23. REMOVE ALL EXISTING COPING FROM VESTIBULE.
- 24. REOPEN PREVIOUS OPENING FOR NEW WINDOW.
- 25. REMOVE REMAINING PLASTER FROM WALLS @ THIS AREA.
- 26. REMOVE UNSOUND PLASTER FROM WALLS @ THIS AREA.




FIRST FLOOR REMOVAL PLAN
SCALE: 1" = 8'-0"

PROJECT NO.	2632.10
YEAR	2004
SHEET NO.	A1-1
TOTAL SHEETS	15
STATE	KANSAS
PROJECT NO.	TEA 1007(502)
YEAR	2004
SHEET NO.	A1-1
TOTAL SHEETS	15



SCHAEFER JOHNSON COX FREY & ASSOCIATES PA
ARCHITECTURE ENGINEERING PLANNING & INTERIOR DESIGN
WICHITA, KANSAS
3350 S. GEORGE WASHINGTON BOULEVARD
WICHITA, KANSAS
TEL: 620-844-8835
FAX: 620-844-0171



KANSAS AVIATION MUSEUM
WICHITA, KANSAS

3350 S. GEORGE WASHINGTON BOULEVARD

FIRST FLOOR REMOVAL PLAN

REVISION DATE	
PROJECT NO.	2632.10
DATE	APRIL 2004

A1-1