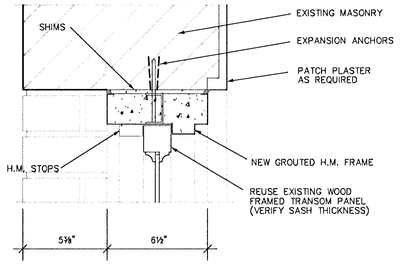

5 TRANSOM HEAD

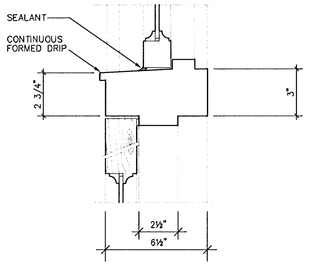

4 NEW DOOR HEAD/TRANSOM SILL

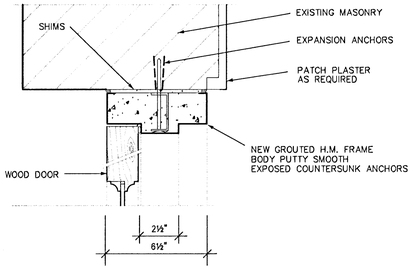

3 NEW DOOR JAMB @ MASONRY

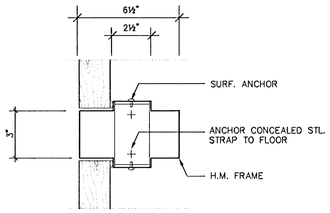

2 NEW MID-DOOR JAMB

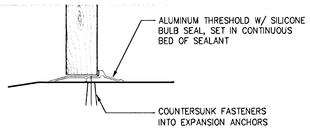

1 NEW THRESHOLD

OUTSWING WOOD DOOR + TRANSOM

SCALE: 3" = 1'-0"

NEW H.M. FRAME REPLICATES EXISTING.

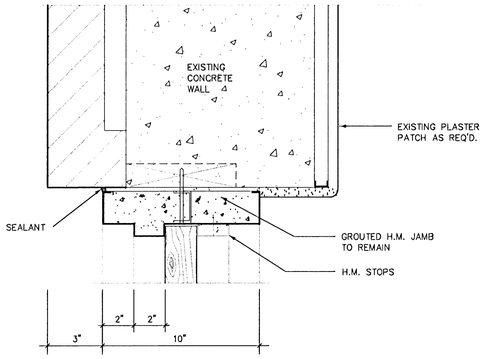

9 JAMB @ EXT. WALL

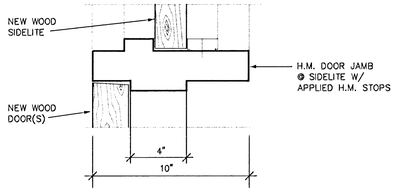

8 JAMB @ DOOR/SIDELITE

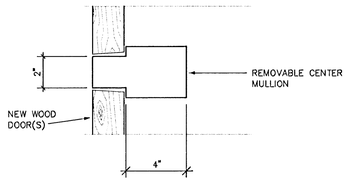

7 MID-DOOR JAMB

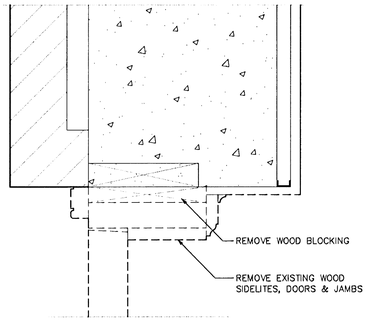

6 EXISTING JAMB

OUTSWING WOOD DOOR + SIDELITE

SCALE: 3" = 1'-0"

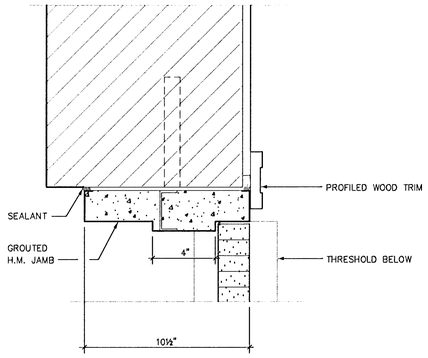

13 NEW JAMB

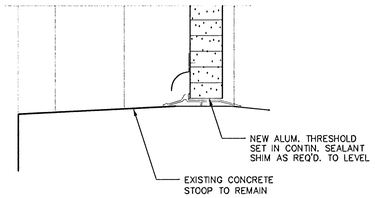

12 NEW THRESHOLD

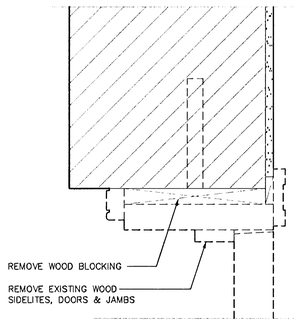

11 EXISTING JAMB

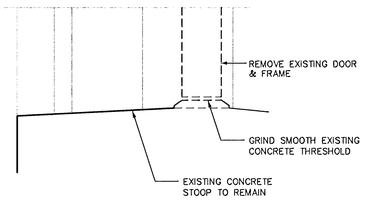

10 EXISTING THRESHOLD

INSWING DOOR

SCALE: 3" = 1'-0"

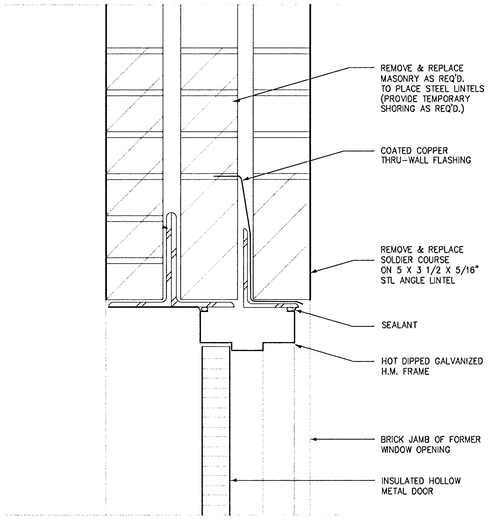

16 NEW HEAD

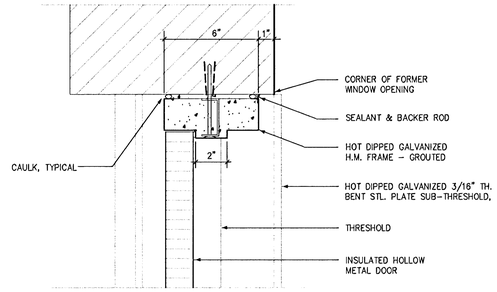

15 NEW JAMB

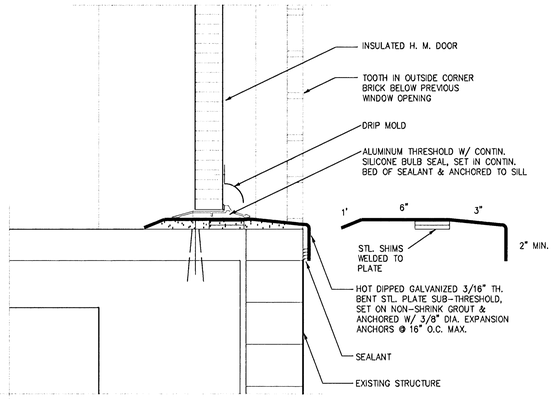

14 NEW THRESHOLD

INSWING H.M. SERVICE DOORS

SCALE: 3" = 1'-0"

0 1'

DOOR DETAILS

FEDERAL AID PROJECT NO.	STATE	PROJECT NO.	YEAR	SHEET NO.	SHEETS
7	KANSAS	STA 1007(502) 087 TE-0075-02	2004	A6-1	15

SAMUEL FREY LICENSED ARCHITECT NO. 1635 KANSAS

SCHAEFER JOHNSON COX FREY & ASSOCIATES PA
ARCHITECTURE ENGINEERING PLANNING & INTERIOR DESIGN
257 N. BROADWAY
WICHITA, KANSAS 67202-2310
(316) 264-0171
FAX (316) 264-3835

KANSAS AVIATION MUSEUM

3350 S. GEORGE WASHINGTON BOULEVARD WICHITA, KANSAS

REVISION DATE
PROJECT NO. 2632.10
DATE APRIL 2004
A6-1

©2003, SCHAEFER JOHNSON COX FREY & ASSOCIATES PA

M:\2632.10\A6-1
3" = 1'-0"