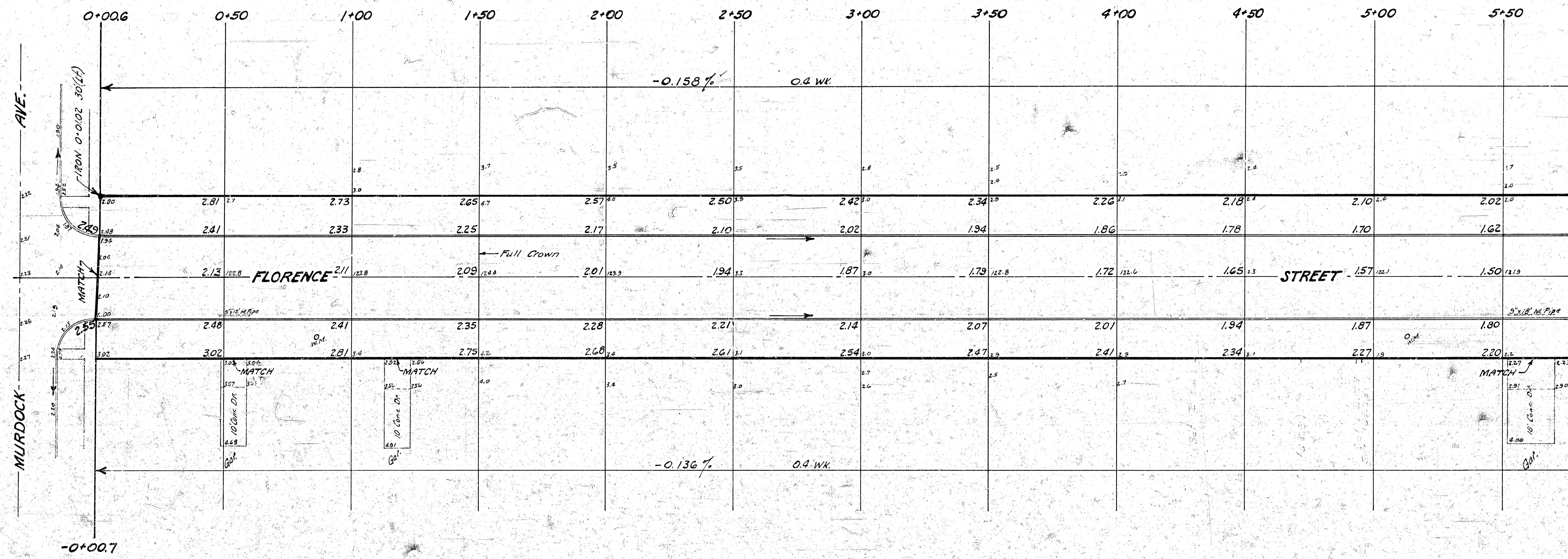


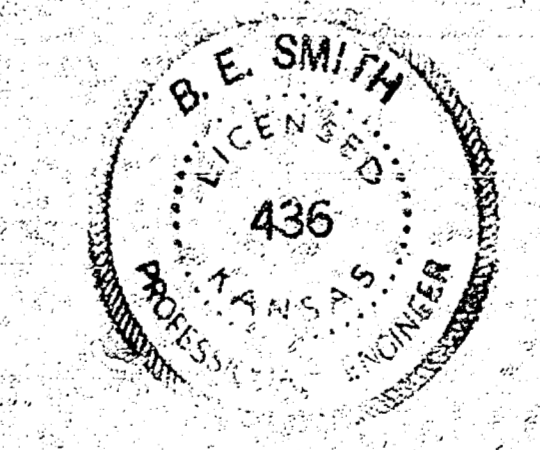


B.M. 125.76 S.W. Corner Concrete
Porch House No. 802 Florence

Scale: 1" = 20' N



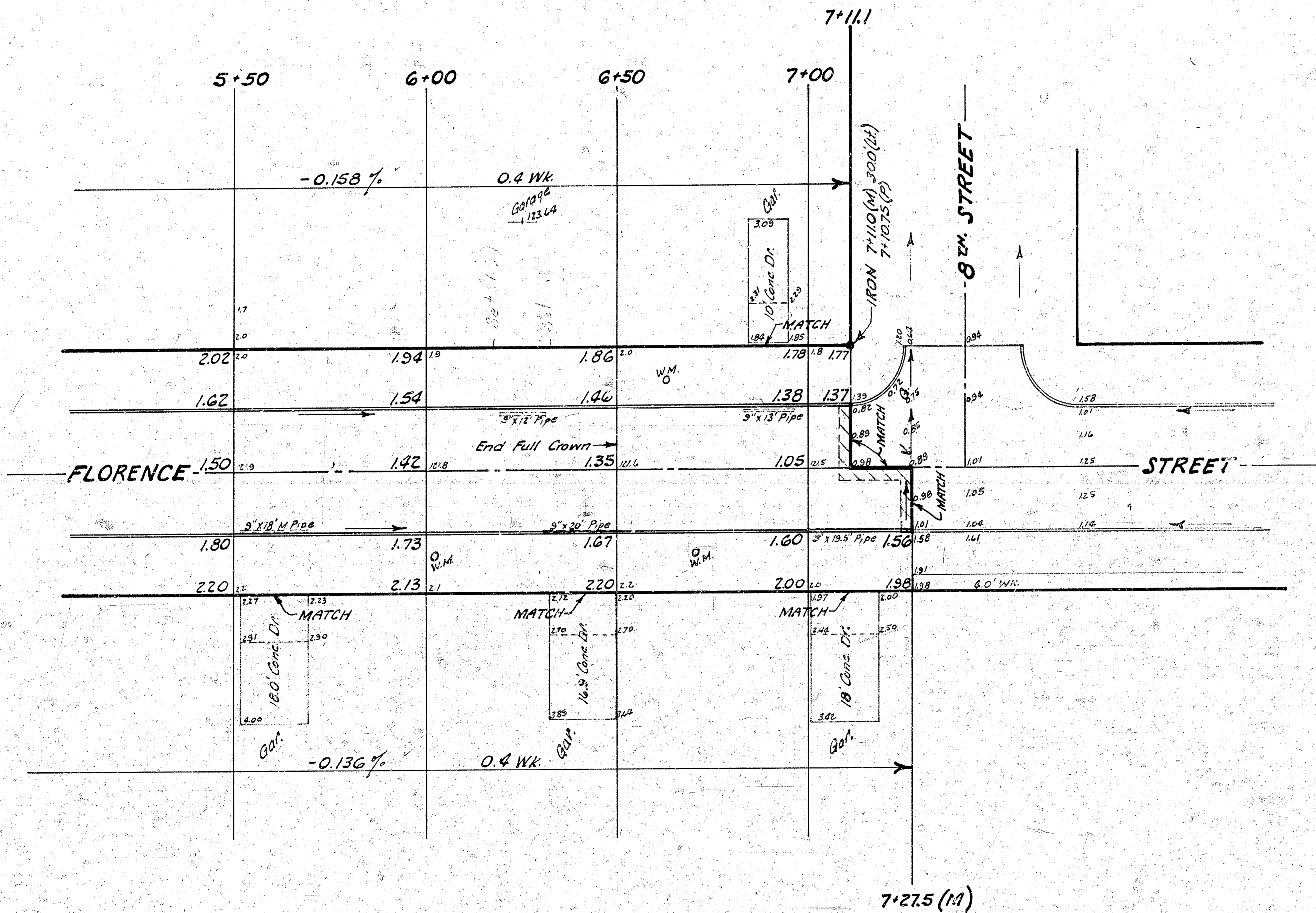
EXCAVATION
 1430 Cu.Yds.
 +10% 143 " "
 Total 1573 Cu.Yds.

FLORENCE STREET
 From N.L. MURDOCK AVE.
 S.L. Lot 5, Blk. 2, Galyardt's 1st
 30' Conc. & Int. Curb
 B.E. SMITH CITY ENGINEER
 CITY OF WICHITA, KANSAS
 Date MAR. 1966




B.M. 124.02 S.W. Corner Concrete
Step House No. 846 Florence

B.M. 122.32 "G" in Globe 2.5' N. of S.L. 9TH
Street on E. Curb of Florence.



FLORENCE STREET from N.L. Murdock
to S.L. Lot 5, Blk. 2, Galyard's 1ST Add'n
C 14-1



FLORENCE STREET from N.L. Murdoch
to S.L. Lot 5, Blk 2, Galyardt's 1st Add'n.