W.S. Geo. Wash. Blvd.

1942

Geo. Washington Drive - S.L. Mesita to N.L. Harry

26 Conc. - Int. Cb.

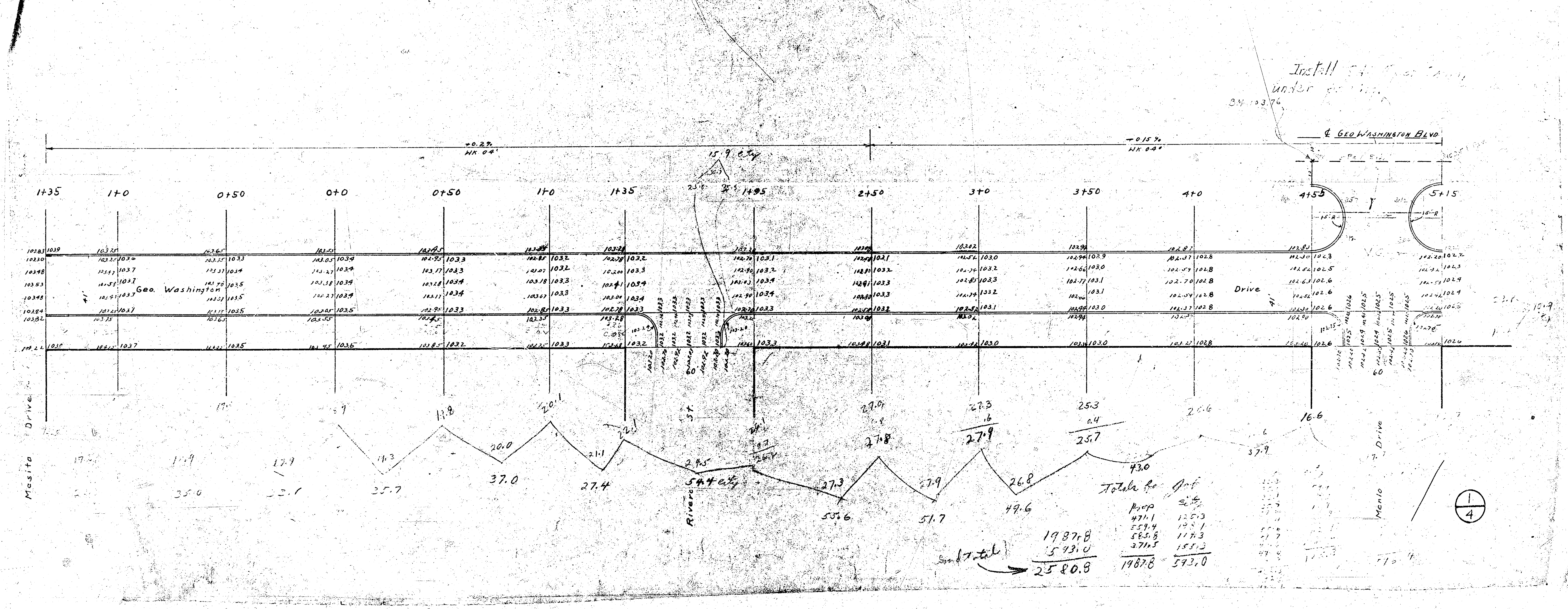
Install … under …
℄ Geo Washington Blvd.
+0.2%
+0.15%
15.9 c.y.
1+35
1+0
0+50
0+0
0+50
1+0
1+35
1+95
2+50
3+0
3+50
4+0
4+55
5+15
Geo. Washington
Drive
Mesita Drive
Rivera St.
Menlo Drive
11.8
20.1
20.0
37.0
22.1
21.1
27.4
29.5
54.4 c.y.
27.0
27.8
27.3
55.6
27.3
.6
27.9
37.9
51.7
26.8
49.6
25.3
0.4
25.7
43.0
26.6
37.9
16.6
35.0
25.7
Totals for Job
Prop
City
471.1
125.3
559.4
193.1
585.8
117.3
371.5
155.3
1987.8
593.0
Sub Total
1987.8
593.0
2580.8
1/4

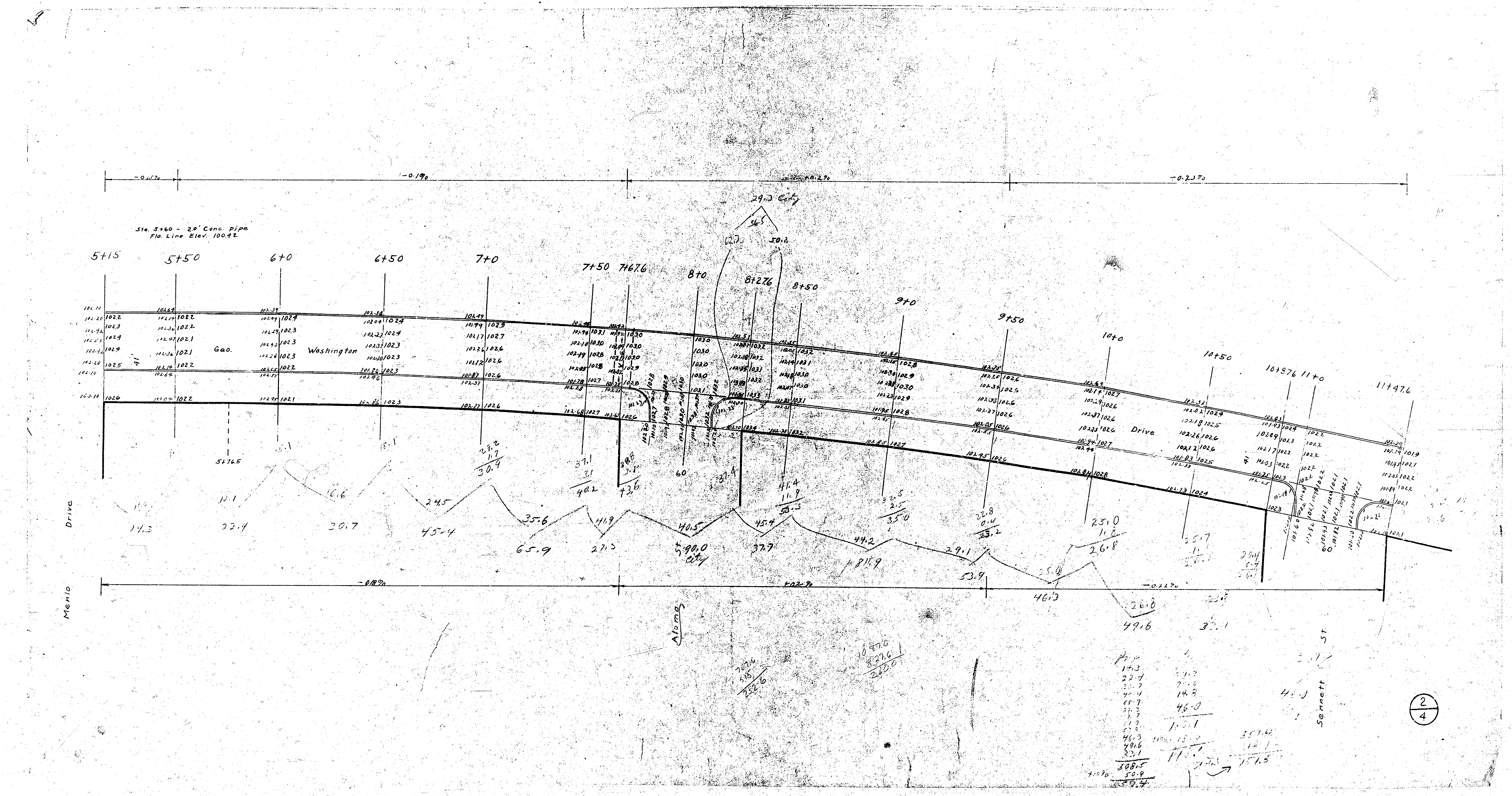
-0.15%
-0.19%
+0.29%
-0.23%
Sta. 5+60 - 2.0' Conc. Pipe
Flo. Line Elev. 100.42
5+15
5+50
6+0
6+50
7+0
7+50
7+67.6
8+0
8+27.6
8+50
9+0
9+50
10+0
10+50
10+87.6
11+0
11+47.6
29.3 City
36.5
62.7
50.2
Geo.
Washington
Drive
41'
5+67.5
14.3
22.4
30.7
45.4
65.9
35.6
41.9
27.3
40.5
90.0 City
37.7
45.4
81.9
44.2
29.1
53.9
46.3
26.0
49.6
25.0
1.8
26.8
-0.18%
+0.29%
-0.22%
Menlo Drive
Aloma
Sennett St
508.5
50.9
351.4
151.5
2/4

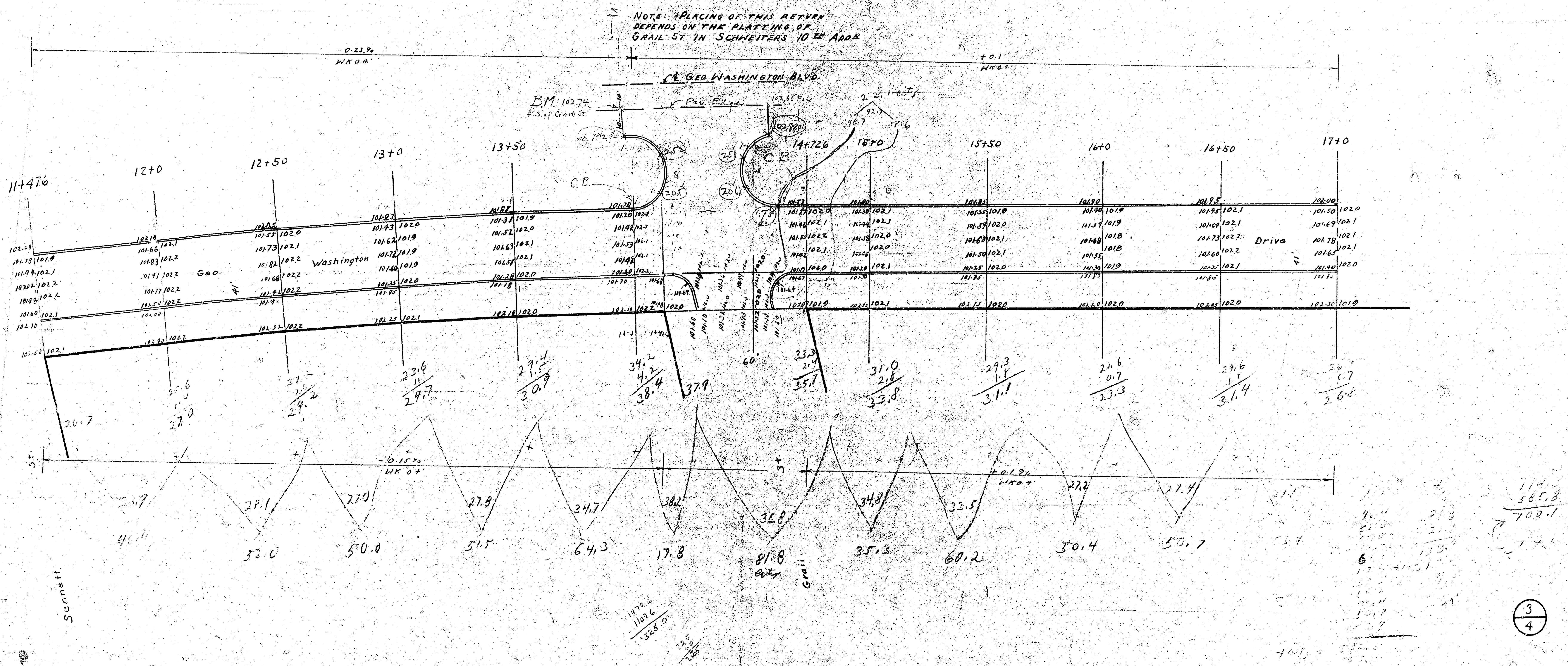

NOTE: PLACING OF THIS RETURN DEPENDS ON THE PLATTING OF GRAIL ST IN SCHWEITERS 10TH ADDN
℄ GEO WASHINGTON BLVD.
Pav. Edge
B.M. 102.74
C.B.
C.B
cb. 102.74
102.68
10'
2.52
2.05
2.5
2.06
1.75
46.7
42.7
37.6
11+47.6
12+0
12+50
13+0
13+50
14+72.6
15+0
15+50
16+0
16+50
17+0
Geo.
Washington
Drive
60'
WK 0.4'
+0.1
20.7
27.0
29.2
24.7
30.9
38.4
37.9
35.1
33.8
31.1
23.3
31.4
26.4
46.4
32.0
50.0
51.5
64.3
17.8
81.8
35.3
60.2
30.4
50.7
28.1
27.0
27.8
34.7
34.2
36.8
34.8
32.5
27.2
27.4
Sennett
St.
Grail
585.8
700.1

③/④

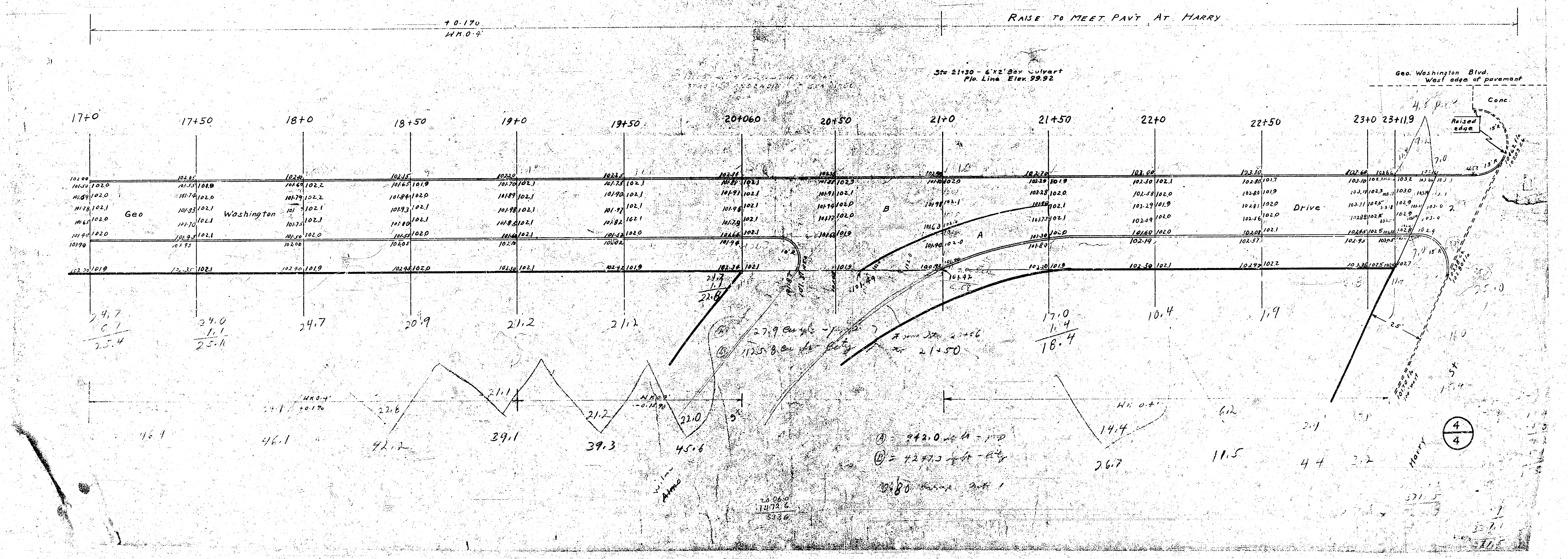
+0.170
HM.0.4
RAISE TO MEET PAV'T AT HARRY
Sta 21+30 - 6'x2' Box Culvert
Flo. Line Elev. 99.92
Geo. Washington Blvd.
West edge of pavement
Conc.
Raised edge
17+0
17+50
18+0
18+50
19+0
19+50
20+060
20+50
21+0
21+50
22+0
22+50
23+0
23+11.9
Geo
Washington
Drive
A
B
24.7
24.0
24.7
20.9
21.2
21.2
17.0
1.4
18.4
10.4
1.9
22.0
45.6
46.1
46.1
42.2
39.1
39.3
14.4
26.7
11.5
4.4
Ⓐ 27.9
Ⓑ 1125.8
Ⓐ = 242.0
Ⓑ = 4247.3
21+50
20.060
1472.6
5336
Harry
4
4