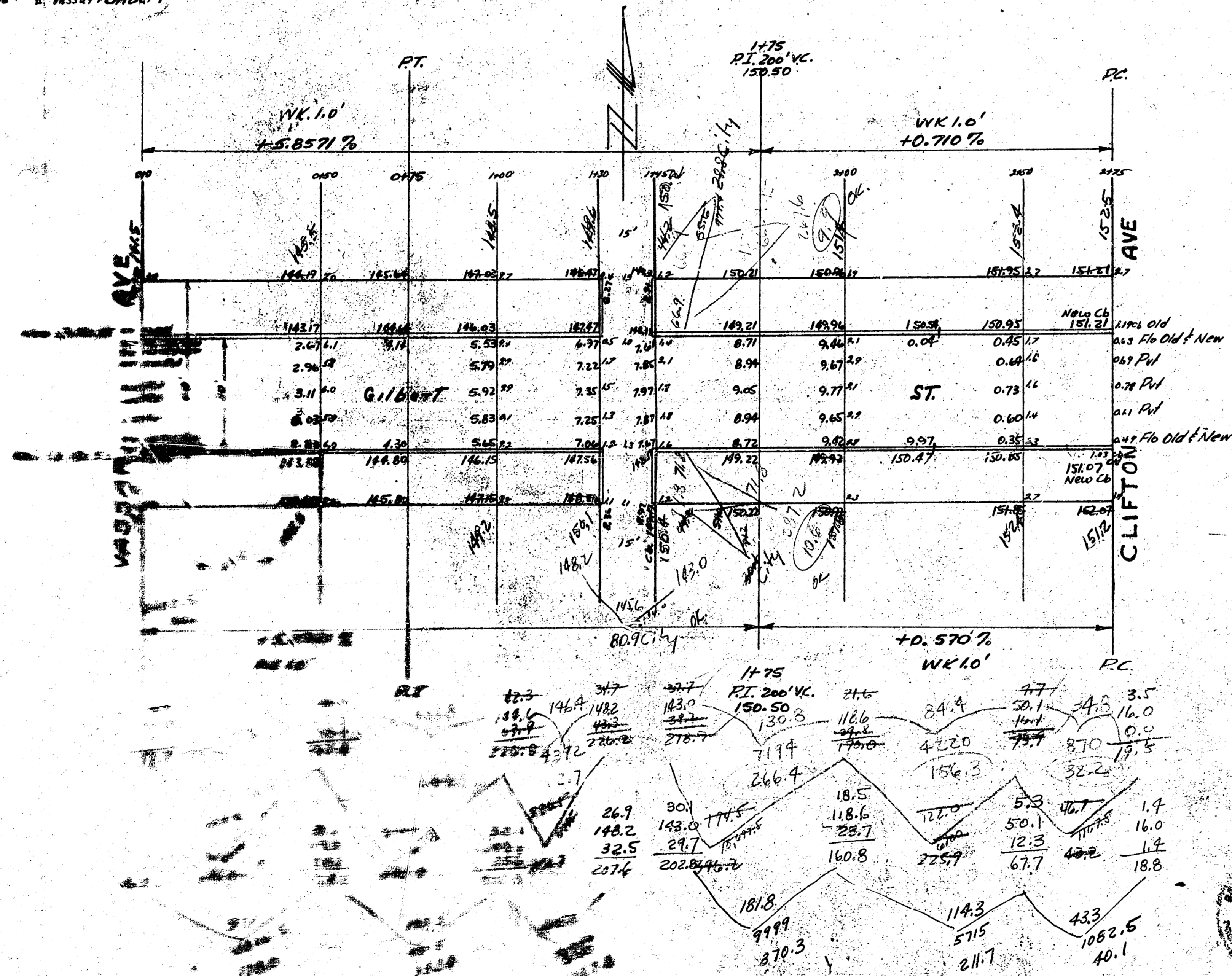


11.921
146.50


3-7-58 © City of Wichita & Vassar & Gilbert

Prop
199.3
392.8
251.7
396.2
275.9
43.2
1507.1
+10%
Total 1660.0 Cu. Yds

City
80.9
30.1
28.8
139.8
+10%
Total 153.8 Cu. Yds.

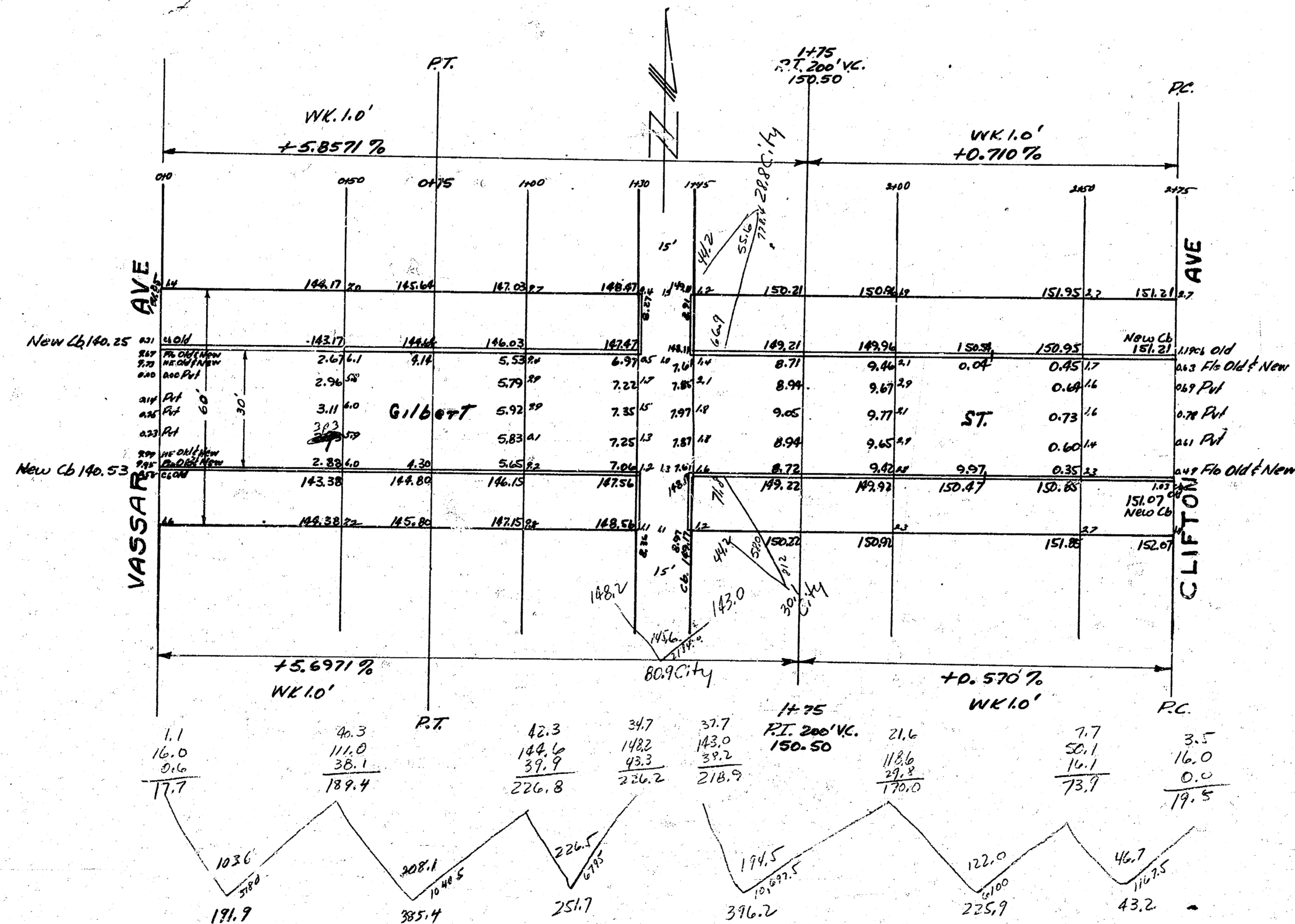


GILBERT
ELVASSAR - W.L. CLIFTON
30' Conc. & Curb
City of Wichita Kansas
LKWHITE City Engineer
Proj C18-32



B.M. 138.21 N. Arm of Thimble St. Vassar / Gilbert

<u>Prop</u>	<u>City</u>
191.9	80.9
385.4	30.1
251.7	28.8
396.2	139.8
225.9	+10%
43.2	
1494.3	
+10%	
Total 1643.7 Cu. Yds.	Total 153.8 Cu. Yds.



GILBERT
 ELVASSAR - WL. CLIFTON
 30' Conc. & Curb
 City of Wichita Kansas
 LKWHITE City Engineer
 Proj C-18-32

13 3 10