




Book 18. Tab 1

Sheet 15

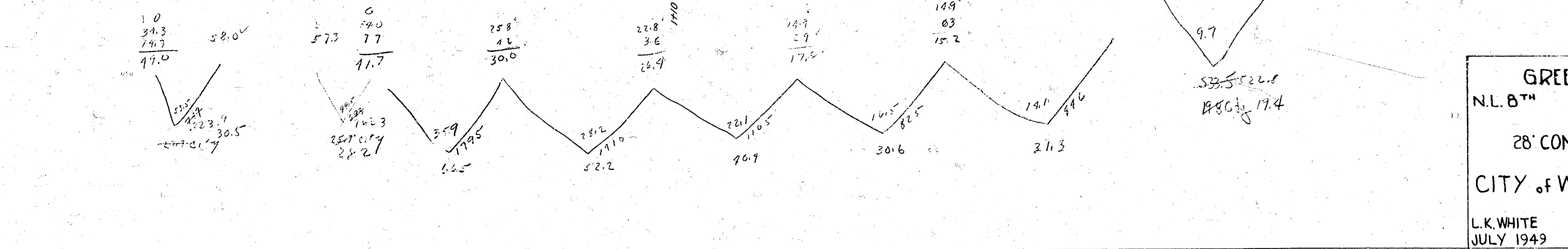
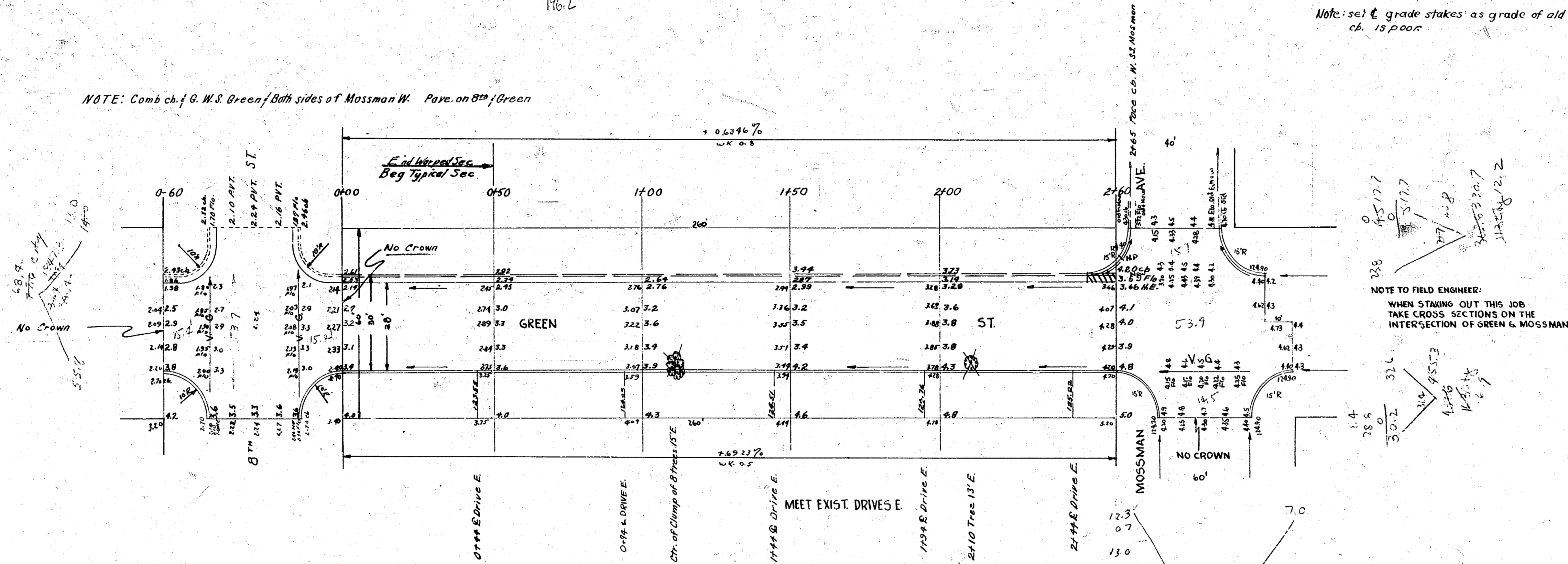
S. M. 123.18 N.E. Cor. Conc. Wk to Ho S.W. Cor 8th Green

Total	Prop.	Left
293.7	66.5	77.6
145.7	51.5	25.7
148.0	15.0	51.9
31.3	26.5	16.3
221.5	11.9	11.3
243.7 cu. yds		178.4
		110%
		196.2



NOTE: Comb ch. f. G. W. Green/Both sides of Mossman W. Pave. on 8th Green

Note: set grade stakes as grade of old ch. is poor



NOTE TO FIELD ENGINEER: WHEN STAKING OUT THIS JOB TAKE CROSS SECTIONS ON THE INTERSECTION OF GREEN & MOSSMAN

GREEN ST.  
 N.L. B<sup>TH</sup> TO S.L. MOSSMAN  
 28' CONC. & C.B. ON E.S.  
 CITY OF WICHITA, KANSAS  
 L.K. WHITE CITY ENGINEER  
 JULY 1949 PROJ. NO. C-19-122

4 5 5 30