Reconstruction of Curb & Gutter and Walk

NORTH SIDE ORME ST. — E.L. Water St. to W.L. Main St.
EAST SIDE WATER ST — N.L. Orme St. to N.L. Lot I, South Main Plaza Add'n.
WEST SIDE MAIN ST. — N.L. Orme St. to N.L. Lot I, South Main Plaza Add'n.

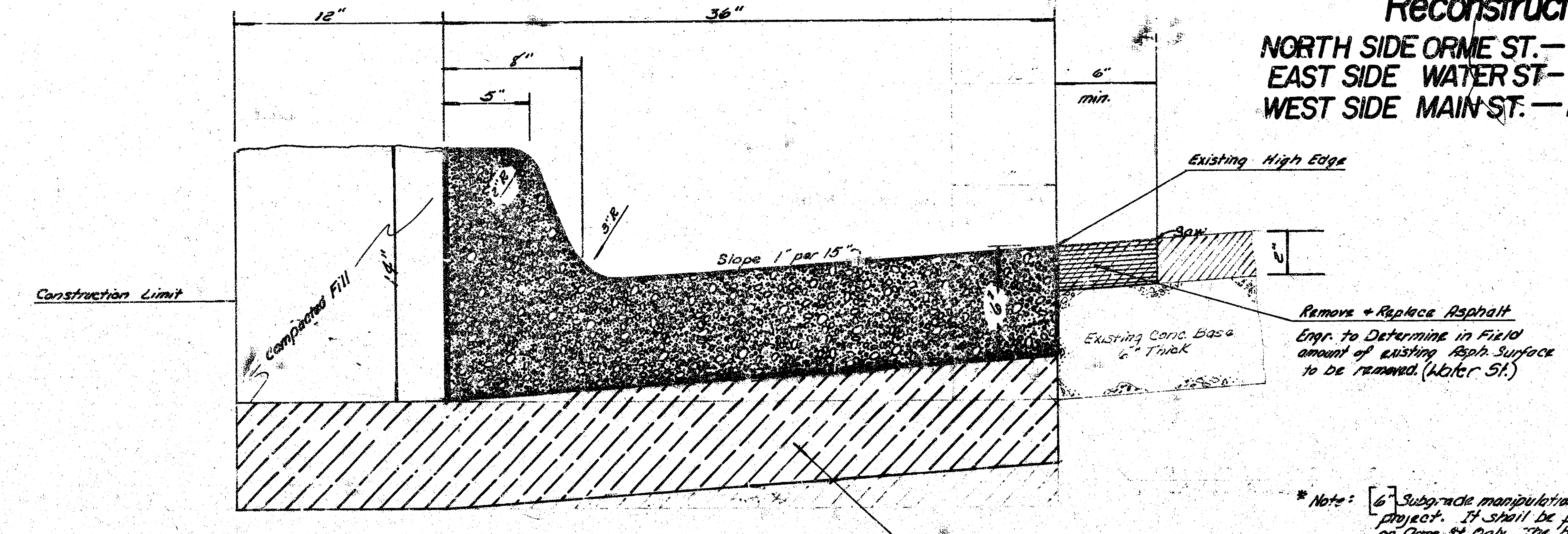
12"
36"
8"
5"
6"
min.
2"R
3"R
Existing High Edge
Saw
2"
Slope 1" per 15"
6"
Construction Limit
Compacted Fill
18"
Remove + Replace Asphalt
Engr. to Determine in Field amount of existing Asph. Surface to be removed. (Water St.)
Existing Conc. Base 6" Thick
(*) 6" Subgrade Treatment (See Note)

Compacted Fill behind Comb. Curb & Gutter Shall not be paid for directly but shall be considered a part of the bid cost for the Combined Curb & Gutter.

DETAIL OF 36" CURB & GUTTER

(*) Note: 36" Comb. Curb & Gutter to be included in price bid per lin. ft. of Comb. Curb & Gutter.

* Note: [6"] Subgrade manipulation shall be mixed and hauled to the project. It shall be placed beneath the new Comb. Curb & Gutter and Pvt. on Orme St. Only. The bid price of manipulation shall include the cost of hauling.

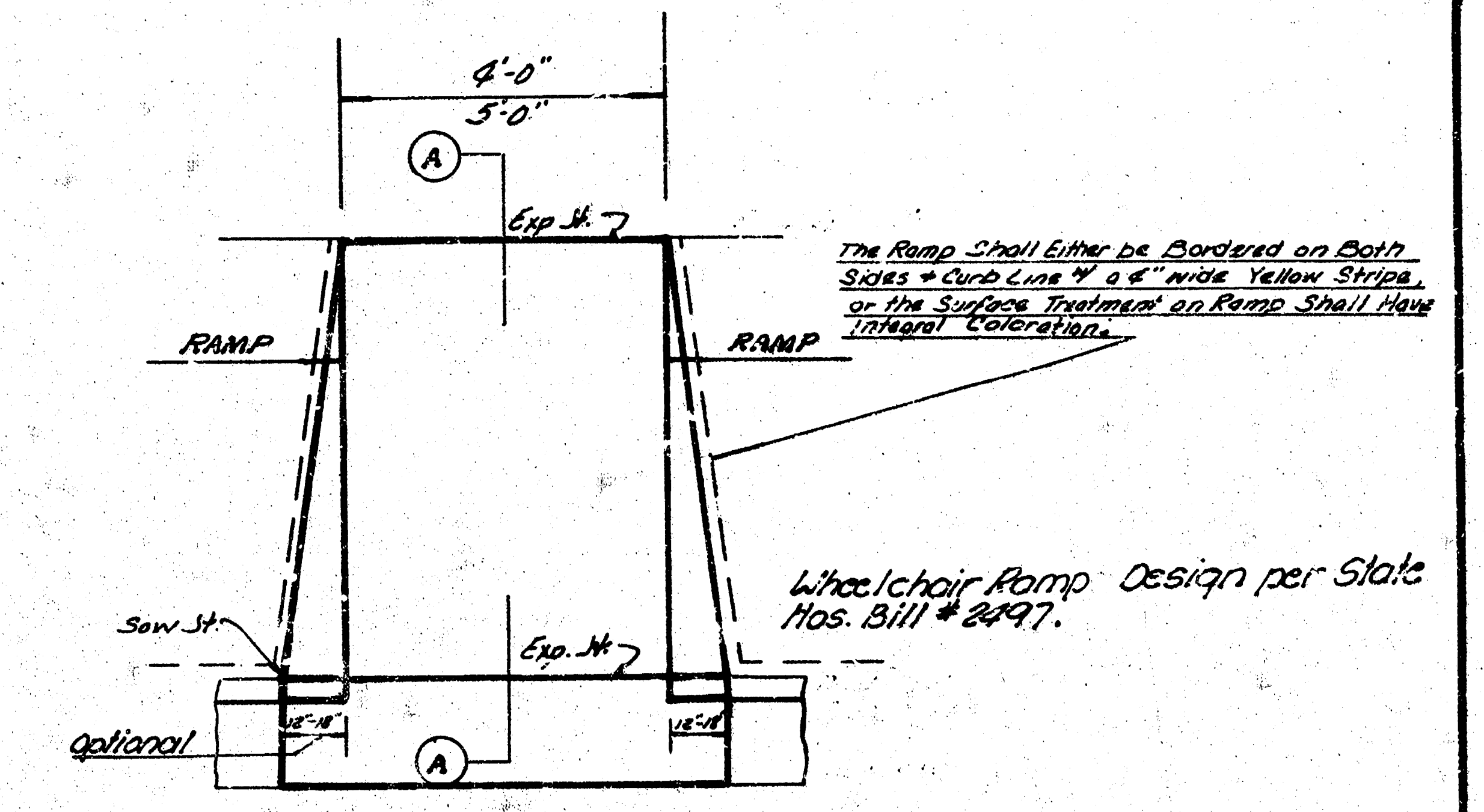
4'-0"
5'-0"
A
Exp. Jt.
RAMP
RAMP
Saw Jt.
Exp. Jt.
optional
12"-18"
12"-18"
A

The Ramp Shall Either be Bordered on Both Sides + Curb Line w/ a 4" wide Yellow Stripe, or the Surface Treatment on Ramp Shall Have Integral Coloration.

Wheelchair Ramp Design per State Hos. Bill # 2497.

(*) Note: Rem: Comb. Cb. + Gtr. to nearest joint where practical.

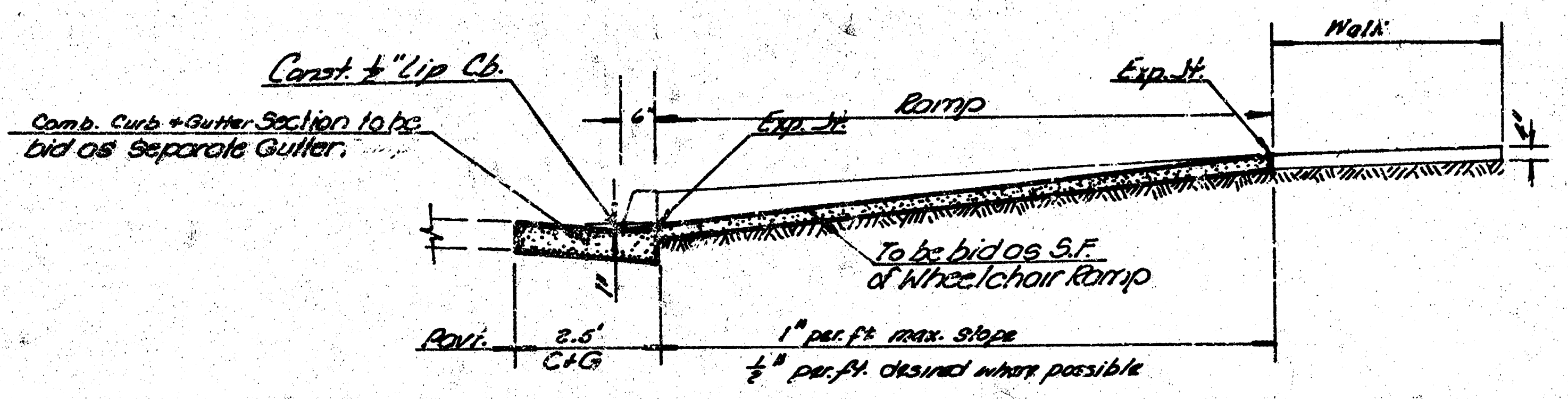
Walk
Const. ½" Lip Cb.
Comb. Curb + Gutter Section to be bid as Separate Gutter.
6"
Exp. Jt.
Ramp
Exp. Jt.
¼"
½"
To be bid as S.F. of Wheelchair Ramp
Pavt.
2.5'
C+G
1" per ft. max. slope
½" per ft. desired where possible

(A/A) Section Thru Ramp

WHEELCHAIR RAMP

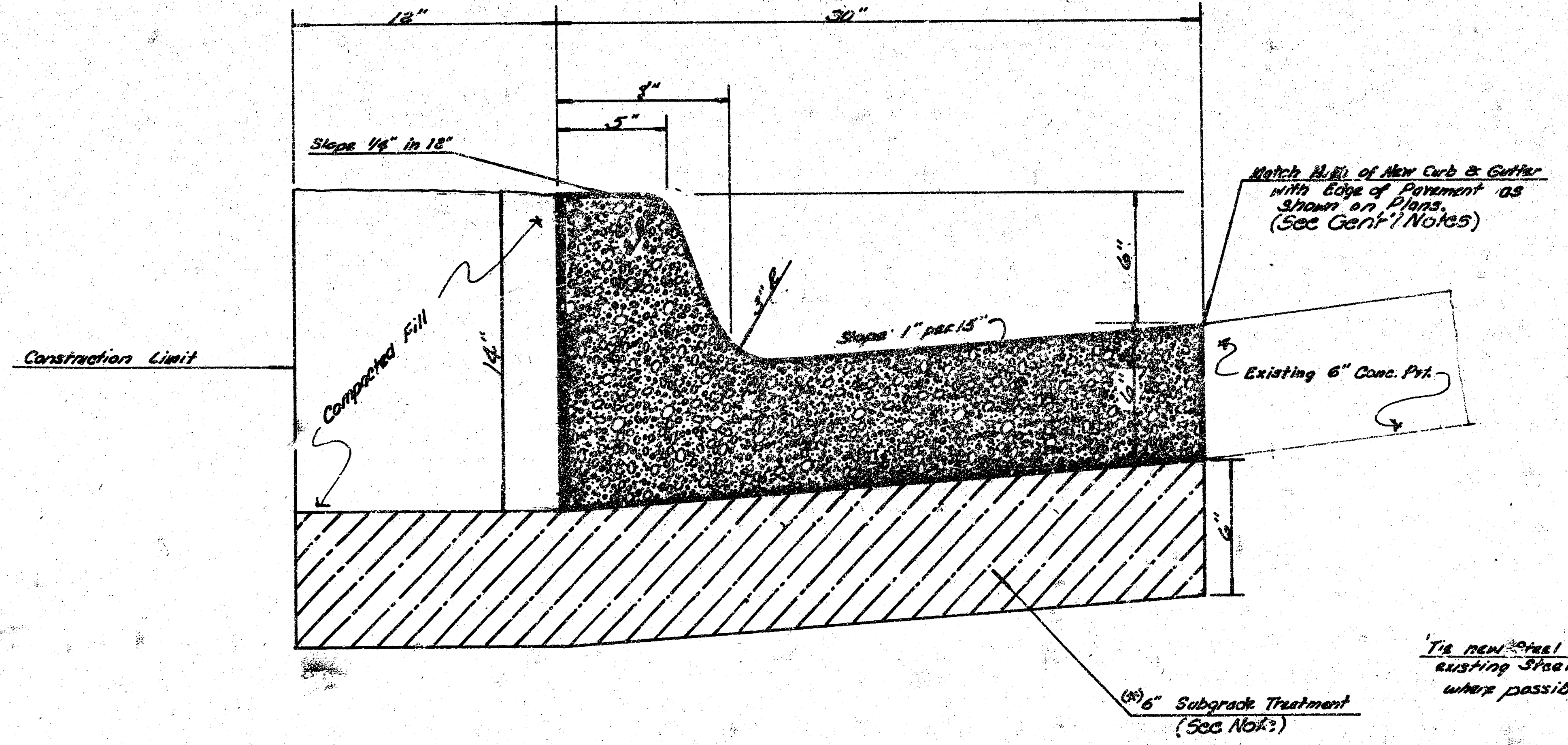
12"
30"
8"
5"
Slope ¼" in 12"
Match H.E. of New Curb & Gutter with Edge of Pavement as Shown on Plans. (See Gen'l Notes)
6"
3"R
Slope 1" per 15"
Construction Limit
Compacted Fill
12"
Existing 6" Conc. Pvt.
6"
6"
(*) 6" Subgrade Treatment (See Note)

DETAIL OF 30" CURB & GUTTER

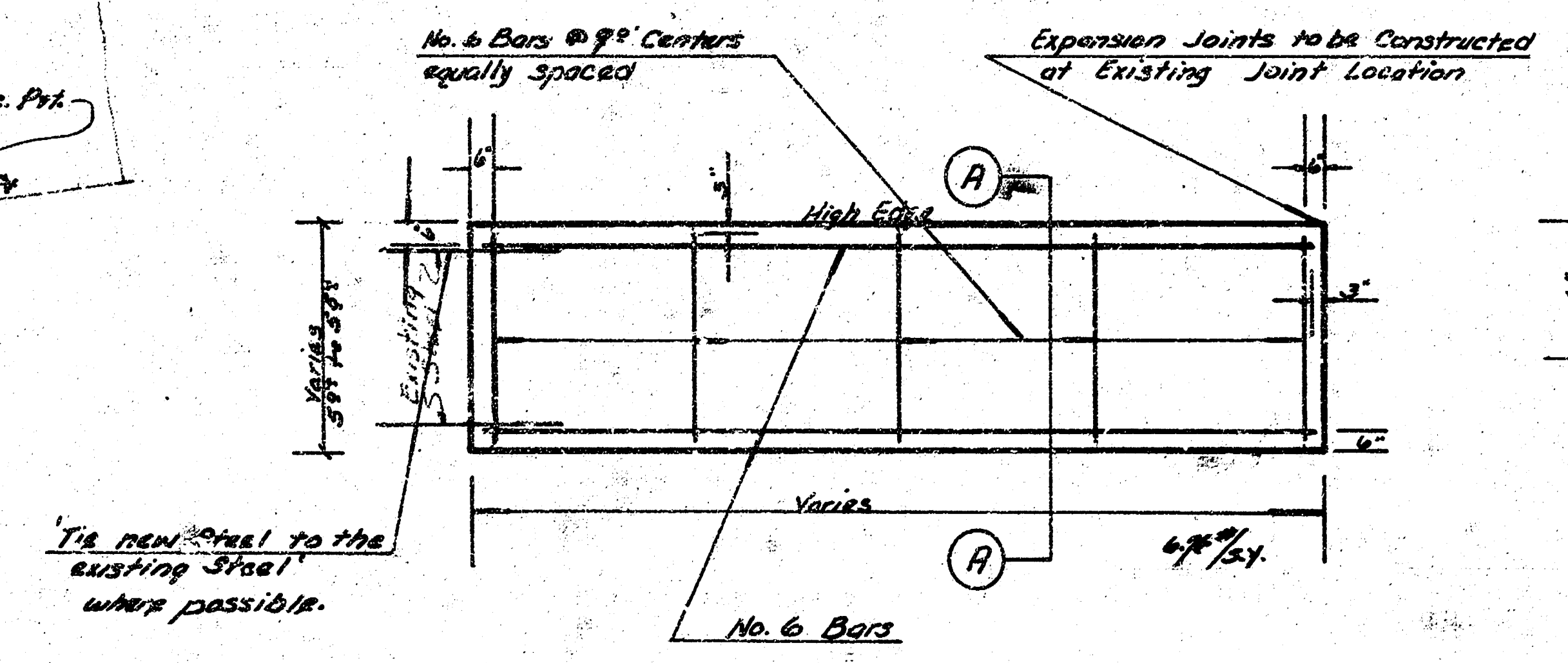
No. 6 Bars @ 9" Centers equally spaced
Expansion Joints to be Constructed at Existing Joint Location
A
6"
3"
High Edge
6"
3"
6"
Varies 5'6" to 5'9"
Existing
'Tie new Steel to the existing Steel' where possible.
Varies
A
6.9#/S.Y.
No. 6 Bars

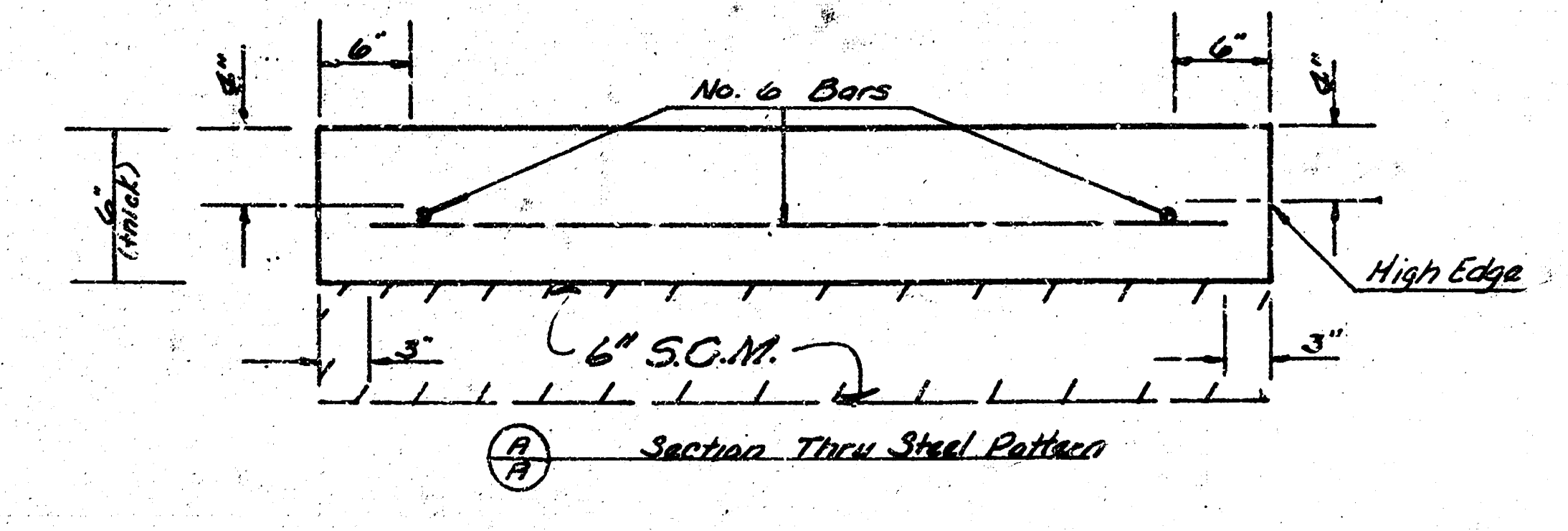
6"
No. 6 Bars
6"
2"
4"
6" (thick)
High Edge
3"
6" S.C.M.
3"

(A/A) Section Thru Steel Pattern

TYPICAL STEEL PATTERN

Survey Dullea
Plan Briggs & Banion
Est
Checked
OCD-105

B.M. 110.48 N.E. Cor. of 2 Step from Bottom to Porch at House 815 So. Main St.
Base Line — 55.5' No. of 'iron in thimble' at S.L. of Orme St. and C.L. of Water St. So.

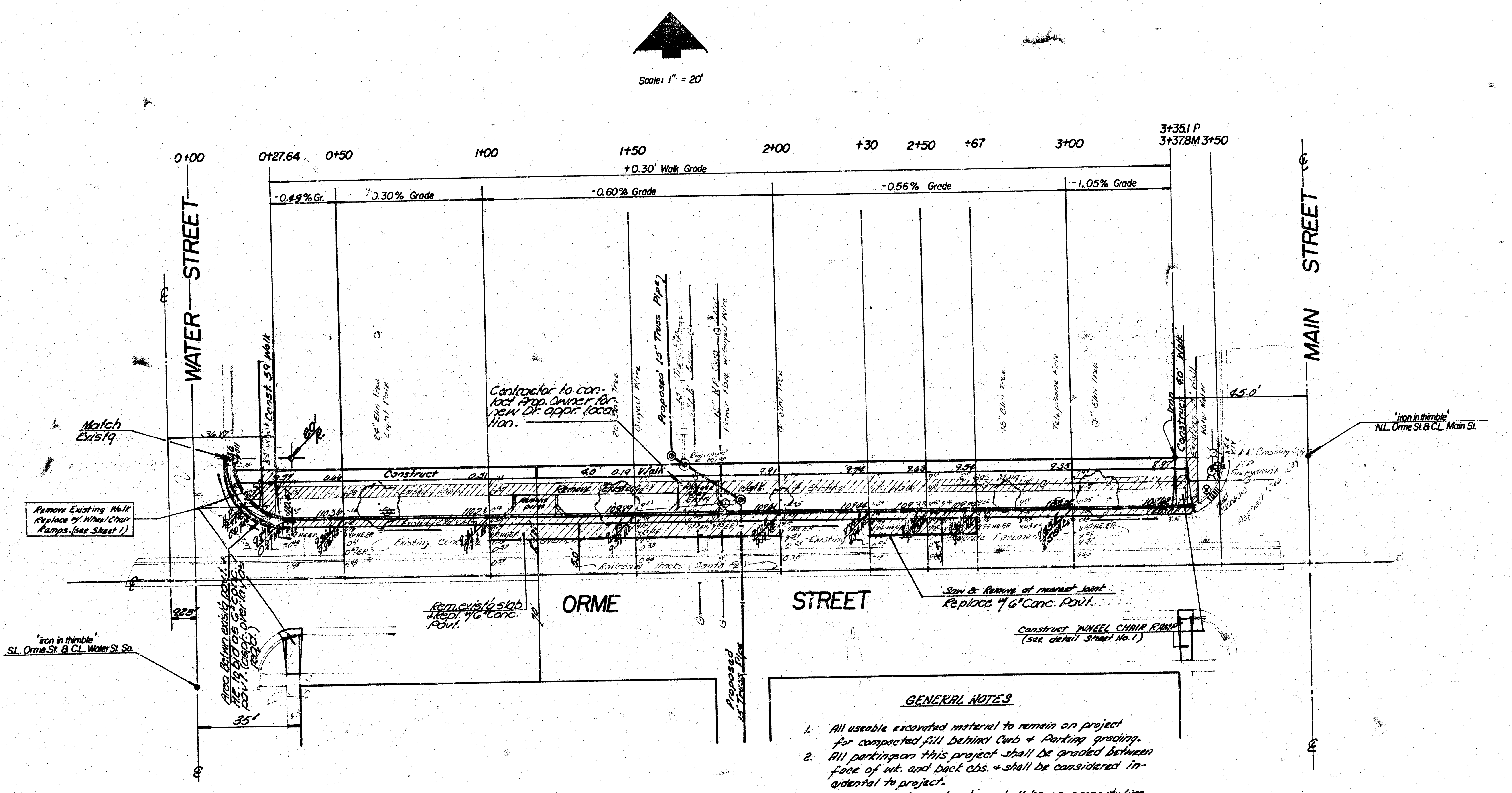
Scale: 1" = 20'
0+00
0+27.64
0+50
1+00
1+50
2+00
+30
2+50
+67
3+00
3+35.1 P
3+37.8 M
3+50
+0.30' Walk Grade
-0.49% Gr.
0.30% Grade
-0.60% Grade
-0.56% Grade
-1.05% Grade
WATER STREET
MAIN STREET
ORME
STREET
Match Exist'g
Const. 5.0' Walk
Remove Existing Walk Replace w/ Wheel Chair Ramps. (see Sheet 1)
'iron in thimble' S.L. Orme St. & C.L. Water St. So.
9.25'
35'
Area Betw'n exist'g pav't. & R.R. to bid as G. Conc. pav't. (asph. over lay reqd.)
Construct
Walk
Remove Existing
Existing Conc.
Railroad Tracks (Santa Fe)
24" Elm Tree
Light Pole
Contractor to contact Prop. Owner for new Dr. appr. location.
Guyed Wire
Proposed 15" Truss Pipe
Power Pole w/ Guyed Wire
Rem. exist'g slab & Repl. w/ 6" Conc. Pav't.
Proposed 15" Truss Pipe
Elm Tree
Telephone Pole
Saw & Remove at nearest Joint Replace w/ 6" Conc. Pav't.
Construct WHEEL CHAIR RAMP (see detail Sheet No. 1)
Construct 5.0' Walk
Iron
Water Meter
45.0'
R.R. Crossing
Fire Hydrant
Asphalt
'iron in thimble' N.L. Orme St. & C.L. Main St.
Existing Concrete Pavement

GENERAL NOTES

1. All useable excavated material to remain on project for compacted fill behind Curb & Parking grading.
2. All parkings on this project shall be graded between face of wk. and back cbs. & shall be considered incidental to project.
3. All conc. walk construction shall be on property line.
4. Engineer & Contractor to protect all "irons" on this project.
5. Engineer shall determine in field amount of conc. pav't. to be removed & replaced on Orme St. to insure smoothe transition.

CURB & GUTTER REPAIR
ORME ST.-WATER ST. to MAIN ST.
Project Number DAKS 575094

2/4

B.M. 110.48 N.E. Cor. of 2nd Step from Bottom to Porch at 815 So. Main St.

BASE LINE 55.5' N & 14.4'E IRON-IN-THIMBLE AT C.L. OF ORME & WATER ST. SOUTH

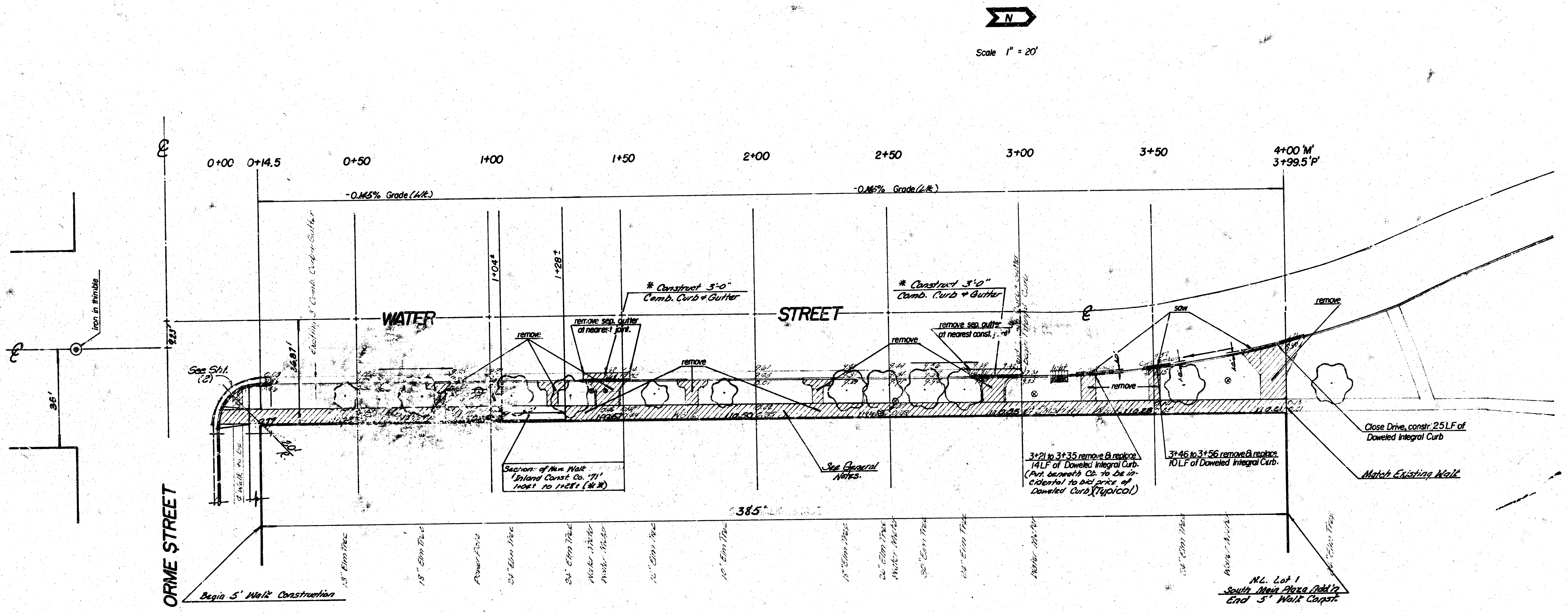
N
Scale 1" = 20'
0+00
0+14.5
0+50
1+00
1+50
2+00
2+50
3+00
3+50
4+00 'M'
3+99.5 'P'
-0.145% Grade (Wk.)
-0.145% Grade (Wk.)
1+04±
1+28±
WATER
STREET
℄
Iron in thimble
36'
9.23'
36.87'
Existing 3' Comb. Curb & Gutter
See Sht. (2)
20' R.
4' Walk to Lot
* Construct 3'-0" Comb. Curb & Gutter
remove
remove sep. gutter at nearest joint.
remove
Section of New Walk 'Inland Const. Co. '71' 1+04± to 1+28± (**)
* Construct 3'-0" Comb. Curb & Gutter
remove
remove sep. gutter at nearest const. joint
End Comb. Curb & Gutter Begin Integral Curb
Light
saw
remove
remove
See General Notes.
Existing Walk
3+21 to 3+35 remove & replace 14LF of Doweled Integral Curb. (Pvt. beneath Cb. to be incidental to bid price of Doweled Curb) (Typical)
3+46 to 3+56 remove & replace 10 LF of Doweled Integral Curb.
Close Drive, constr. 25 LF of Doweled Integral Curb
Match Existing Walk
385'
ORME STREET
Begin 5' Walk Construction
13" Elm Tree
18" Elm Tree
Power Pole
24" Elm Tree
24" Elm Tree
Water Meter
Water Meter
12" Elm Tree
10" Elm Tree
18" Elm Tree
26" Elm Tree
Water Meter
30" Elm Tree
24" Elm Tree
Water Meter
24" Elm Tree
Water Meter
24" Elm Tree
N.L. Lot 1 South Main Plaza Add'n
End 5' Walk Const.

(**) Engr. Note - If this section of walk is not on E.R. + to grade rem. + repl. w/ new walk const.

(*) See Note on Sht (1) of 4

WATER STREET
PROJ. NO. DAKS575094

3/4

3/4

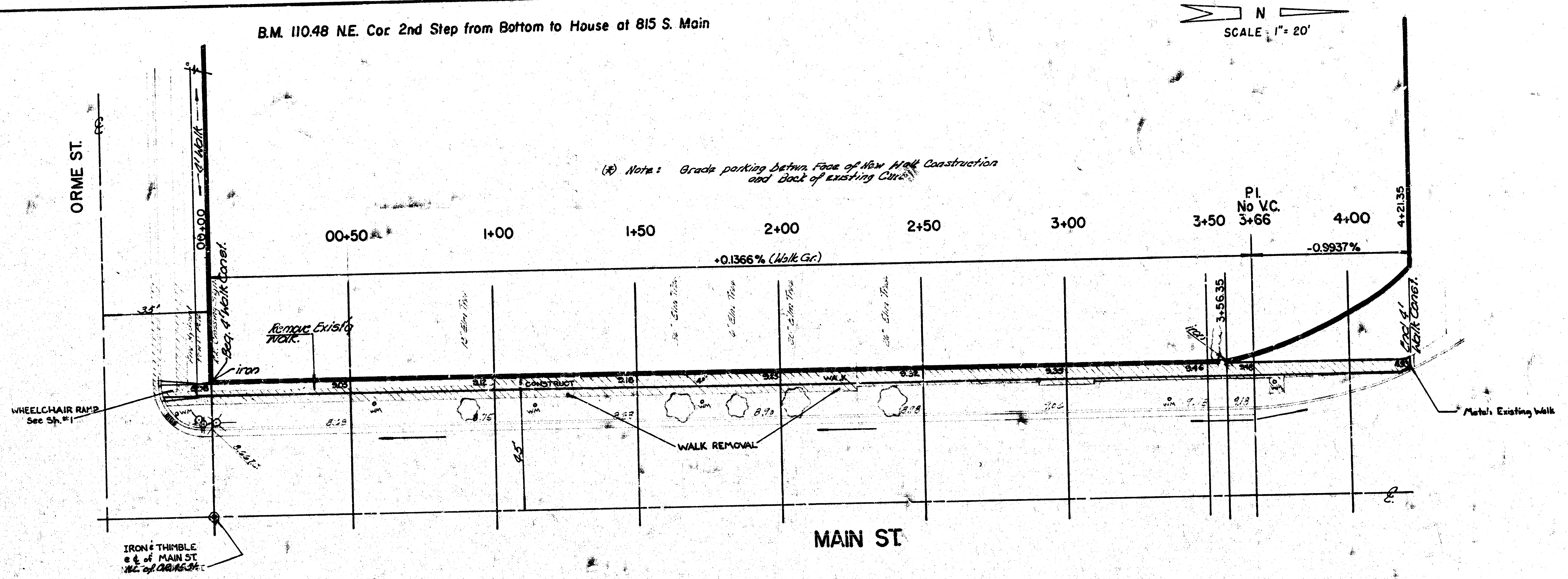
B.M. 110.48 N.E. Cor. 2nd Step from Bottom to House at 815 S. Main
N
SCALE: 1" = 20'
ORME ST.
00+00
4' Walk
Beg. 4' Walk Const.
iron
35'
Remove Exist'g Walk.
(*) Note: Grade parking betwn. Face of New Walk Construction and Back of existing Curb
00+50
1+00
1+50
2+00
2+50
3+00
3+50
P.I.
No V.C.
3+66
4+00
4+21.35
+0.1366% (Walk Gr.)
-0.9937%
3+56.35
iron
End 4' Walk Const.
12" Elm Tree
6" Elm Tree
30" Elm Tree
26" Elm Tree
CONSTRUCT
WALK
4'
45'
9.05
9.12
9.18
9.25
9.32
9.33
9.46
WM
8.29
8.75
8.93
8.90
8.98
WHEELCHAIR RAMP
See Sh. #1
WALK REMOVAL
Match Existing Walk
IRON & THIMBLE
@ ℄ of MAIN ST.
N.L. of ORME St.
MAIN ST.
℄

MAIN ST.
WALK REPAIR
Proj. No. DAKS 575084