TURQUOISE

N. L. 17TH ST. TO S. L. 19TH ST.

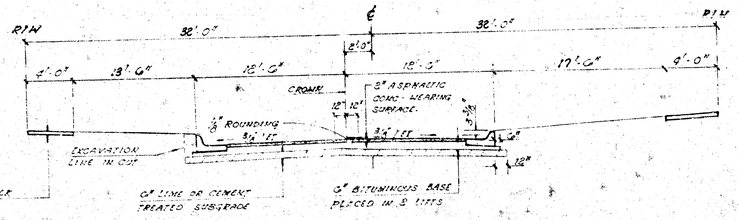

TYPICAL 25' B-B SECTION

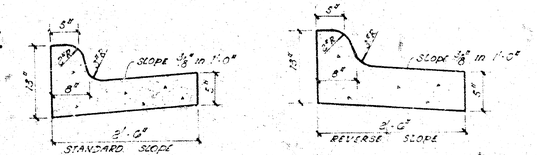

COMBINED CURB & GUTTER

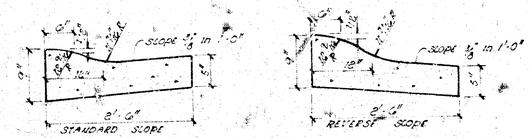

ROLL TYPE CURB & GUTTER

TYPICAL RESIDENTAL SECTIONS FOR CROWN OFFSET - 64' R/W

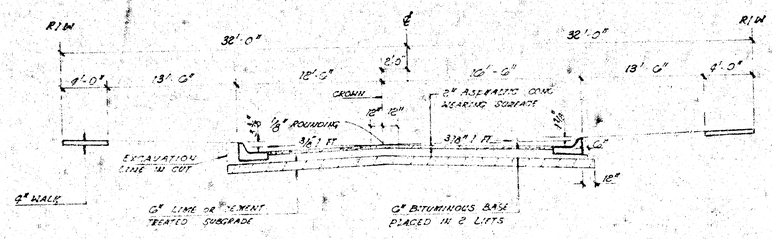

TYPICAL 29' B-B SECTION
W PARKING ON ONE SIDE

GENERAL NOTES

1. A TACK COAT OF EMULSIFIED ASPHALT (SS - 1H) SHALL BE APPLIED AT AN APPROXIMATE RATE 0.05 GALLONS PER SQUARE YARD BETWEEN LIFTS OF ASPHALTIC MATERIALS WHEN ORDERED BY THE ENGINEER. TACK COAT WILL NOT BE PAID FOR DIRECTLY AND SHALL BE CONSIDERED AS SUBSIDIARY TO PRICE BID FOR ASPHALTIC PAVEMENT.

   BITUMINOUS BASE AND ASPHALTIC CONCRETE WEARING SURFACE SHALL BE PLACED WITH A LAYTOWN MACHINE HAVING AUTOMATIC ELECTRONIC CONTROLS FOR CROWN AND GRADE. CONSTRUCTION JOINTS IN EACH LIFT SHALL BE STAGGERED A MINIMUM DISTANCE OF 1 FOOT WITH JOINTS IN PRECEDING LIFTS AND SUCH THAT A JOINT WILL BE CONSTRUCTED ON THE PAVEMENT CENTERLINE IN THE TOP LIFT.

2. THE A.C. PAVEMENT BETWEEN COMBINED CURB AND GUTTER SHALL BE PAID AS SQUARE YARDS 8" A.C. PAVEMENT (6" BITUMINOUS BASE). THE BITUMINOUS BASE UNDER THE COMBINED CURB AND GUTTER SHALL BE PAID AS SQUARE YARDS 3" BITUMINOUS BASE.

3. SIDEWALKS INDICATED ON THE TYPICAL SECTION ARE FOR LOCATION ON THAT SECTION. SIDEWALKS SHALL NOT BE CONSTRUCTED ON THIS PROJECT.

4. CONTRACTION JOINTS MAY BE CONSTRUCTED IN INTEGRAL CURB BY SAWING WITH AN APPROVED CONCRETE SAW. THE SAW SHALL EXTEND THROUGH THE CURB TO THE PAVEMENT. SAWED CONTRACTION JOINTS SHALL HAVE A MAXIMUM SPACING OF 10'.

5. INTEGRAL CURB SHALL BE TIED TO THE PAVEMENT BASE WITH SHORT DEFORMED DOWEL BARS SPACED AT 2' - 6" INTERVALS. THESE DOWEL BARS SHALL NOT BE LESS THAN ½" OR MORE THAN 3/4" IN DIAMETER.

6. TRANSITION CURB SHALL BE PAID AS ROLL-TYPE COMB. CURB AND GUTTER.

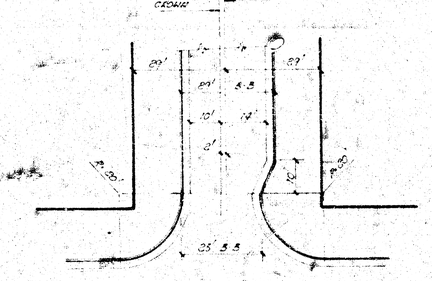

PLAN VIEW (TYPICAL)

CITY OF WICHITA, KANSAS

DEPARTMENT OF PUBLIC WORKS - ENGINEERING

R. W. LINN CITY ENGINEER

DATE: PROJ No. 472-76-245-80739-000-000-001

1/5

1/3

B.M. [illegible] City Std. 31' S. & 36' E. of ½ Sec. Cor. Tyler & 17th St.
B.M. [illegible] R.R. Spk. E. Fc. PP SW Cor. Tyler & 19th 1st PP N of 1902 N. Tyler.

Baseline is ℄ Turquoise.

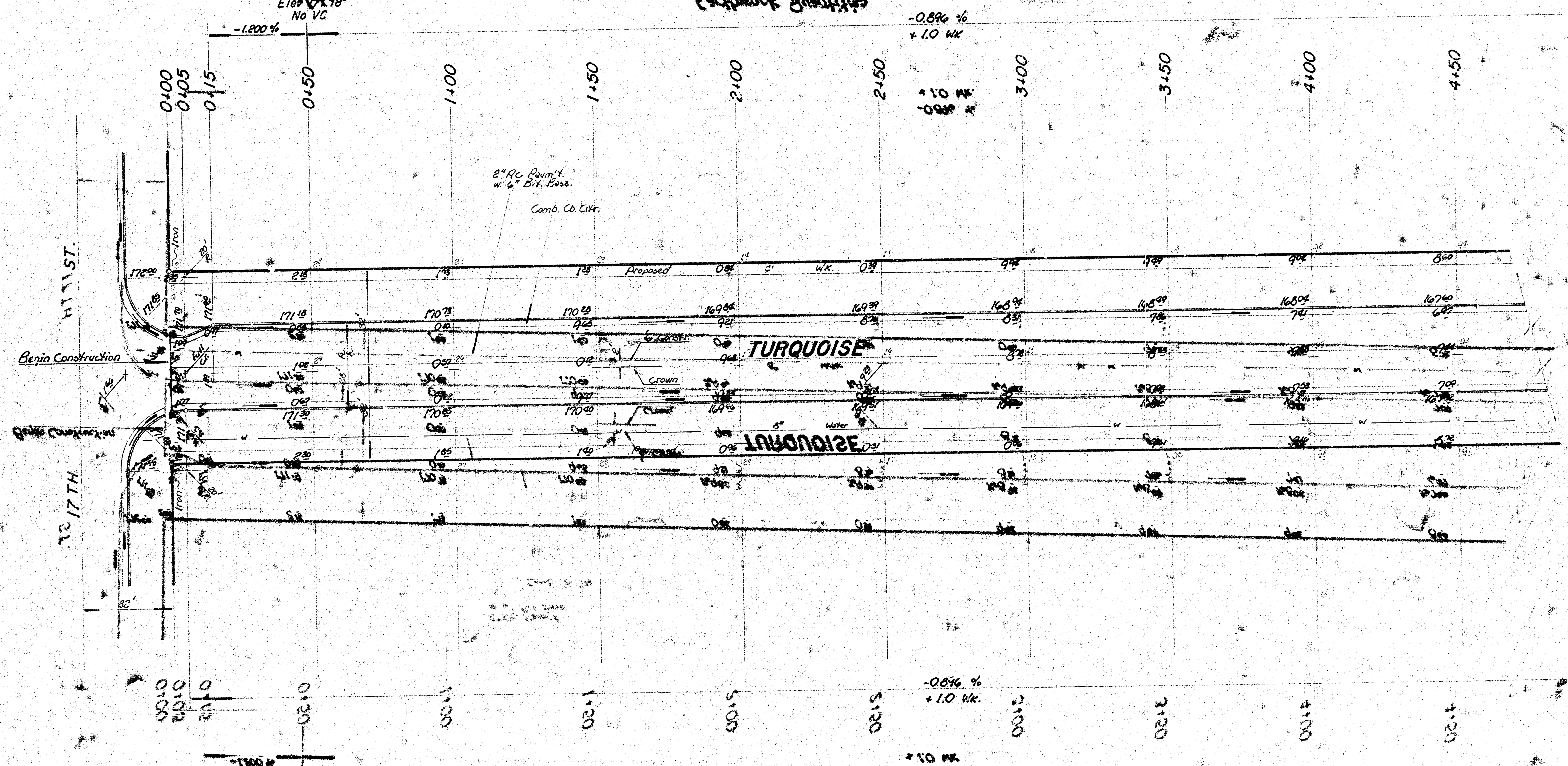

Note:
Ties to be taken & any 'Irons' moved or destroyed during Construction to be replaced.
No more than 21 - 20' dr. approaches or equivalent to be constructed on this project.

Earthwork Quantities

Excavation = 3249? cy Comp Fill = 0
+10 % = 325° cy
Total = 3574? cy

Manipulation = 3326² SY

SUB-GRADE

TYPE OF SUB-GRADE TREATMENT SHALL BE DETERMINED BY THE FIELD ENGINEER. SUB-GRADE TREATMENT MAY CONSIST OF LIME TREATMENT, CEMENT TREATMENT, SUB-GRADE MODIFICATION, OR ANY COMBINATION OF THESE.

TURQUOISE
N.L. 17TH ST. to S.L. 19TH ST.
29' B-B. 8" AC Pavmt. w. Comb. Cb. Gtr.
City of Wichita, KS.
R.W. Linn ———— City Engineer
Project No.
472-76-245-80739-000-000-001
Date ____

2/3

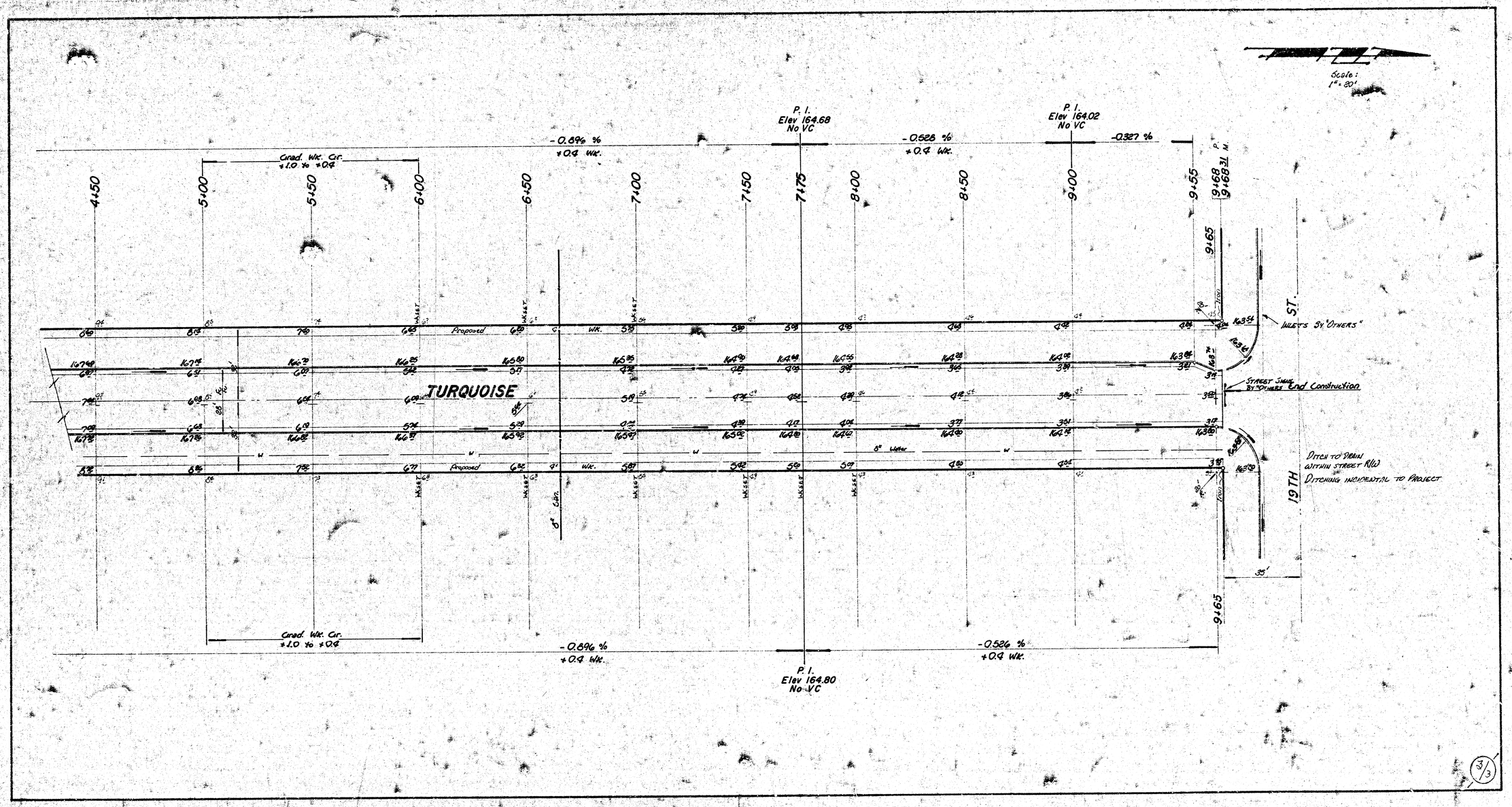

Scale: 1" = 20'
P. I. Elev 164.68 No VC
P. I. Elev 164.02 No VC
P. I. Elev 164.80 No VC
-0.896 % +0.4 Wk.
-0.528 % +0.4 Wk.
-0.327 %
-0.526 % +0.4 Wk.
Grad. Wk. Cr. +1.0 to +0.4
4+50
5+00
5+50
6+00
6+50
7+00
7+50
7+75
8+00
8+50
9+00
9+55
9+68
9+68.31 P.M.
9+65
TURQUOISE
Proposed
Wk.
8" Water
8" Gen.
INLETS BY "OTHERS"
STREET SIGNS BY "OTHERS"
End Construction
DITCH TO DRAIN WITHIN STREET R/W
DITCHING INCIDENTAL TO PROJECT
19TH ST.
35'
3/3