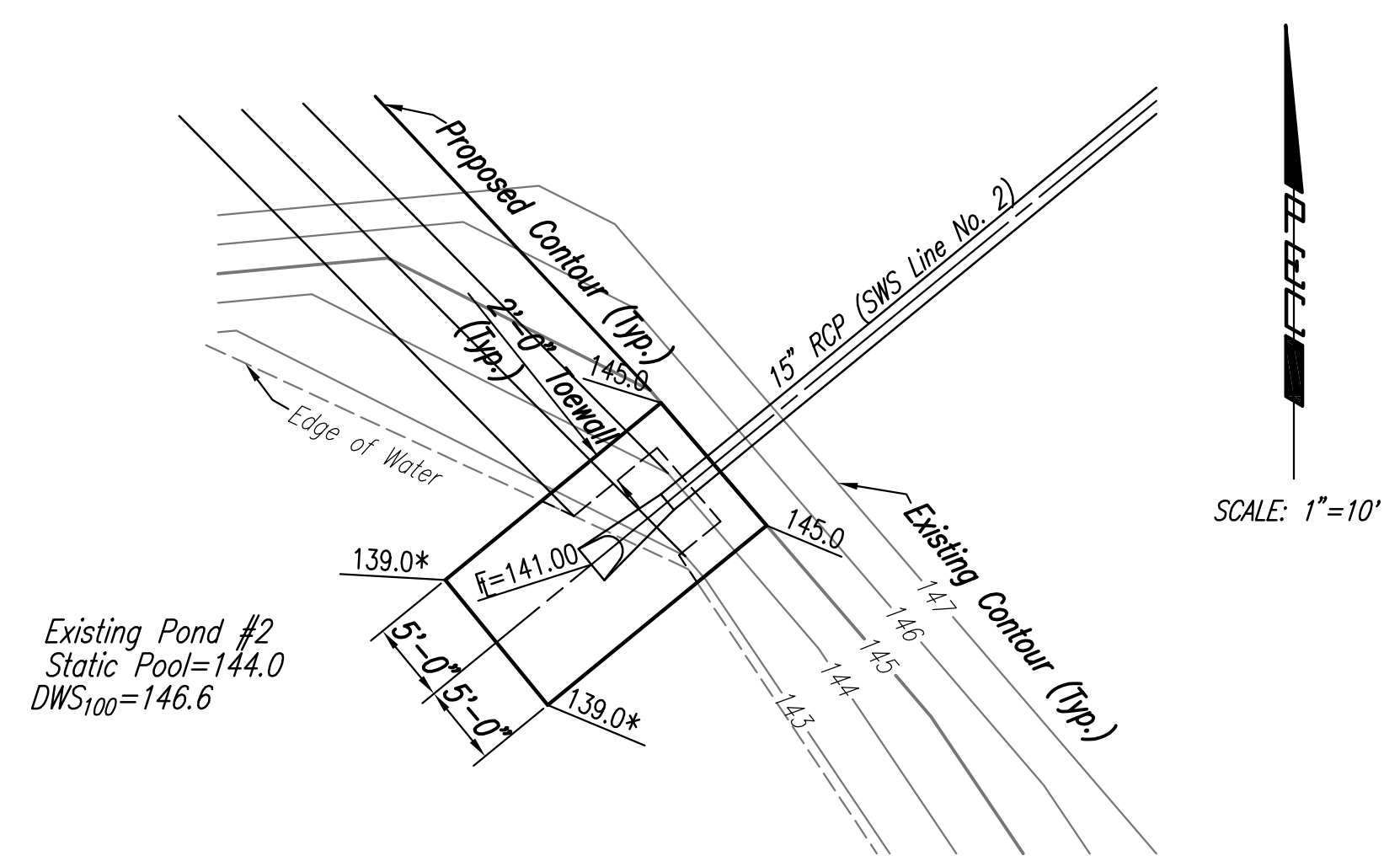
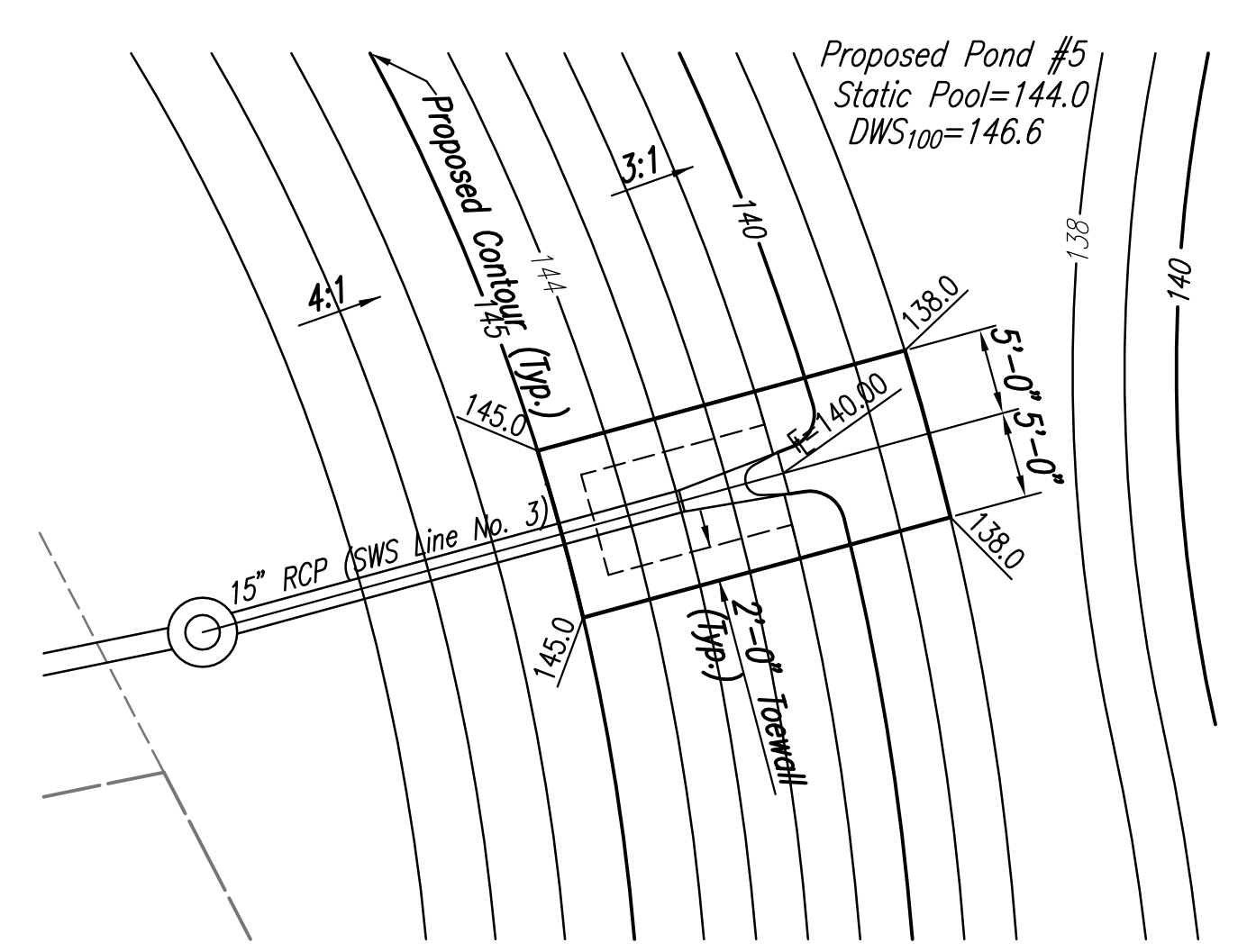


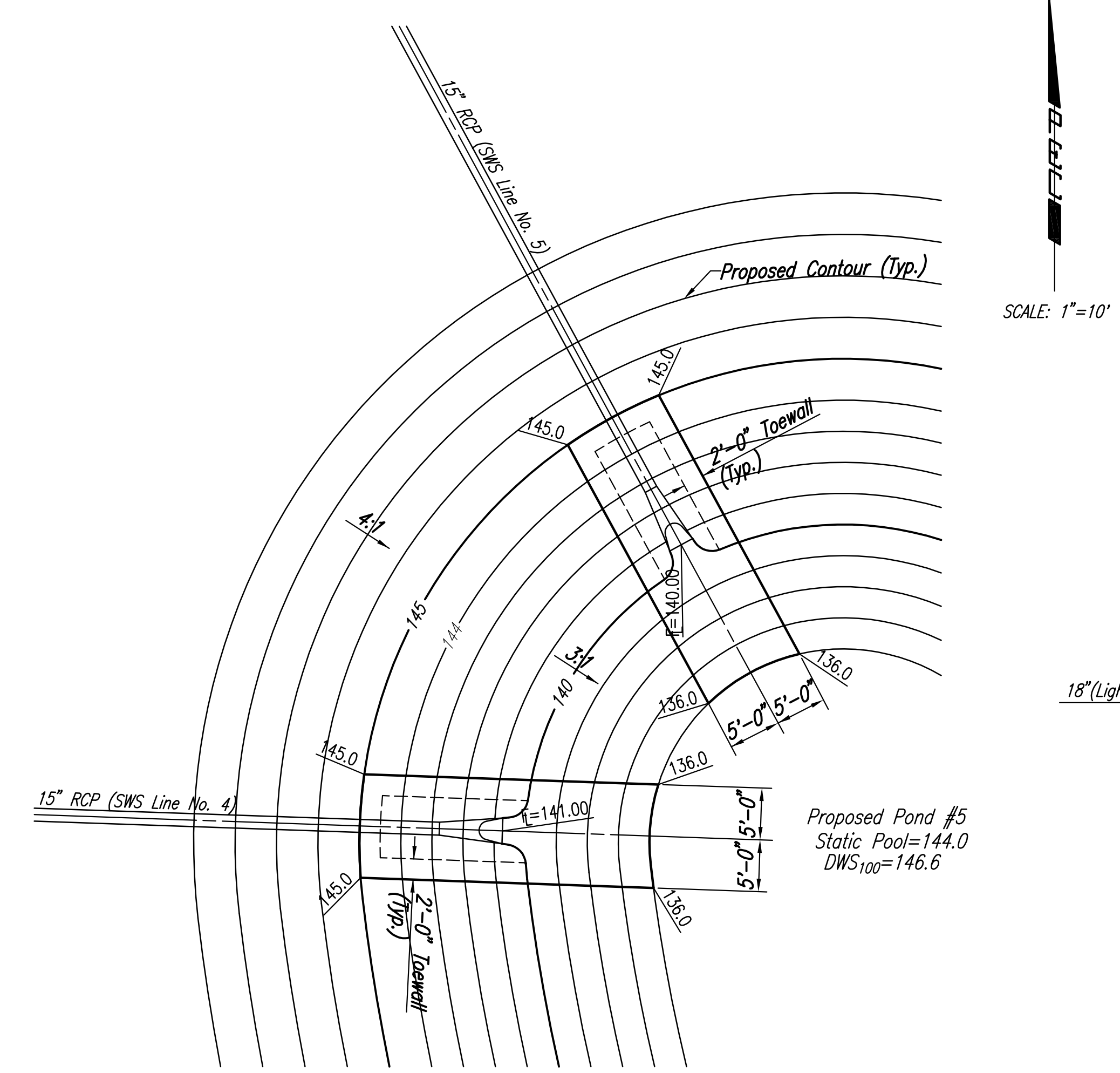
RIPRAP PLAN
(SWS Line No. 1)
* Match Existing
Pond Side Slope



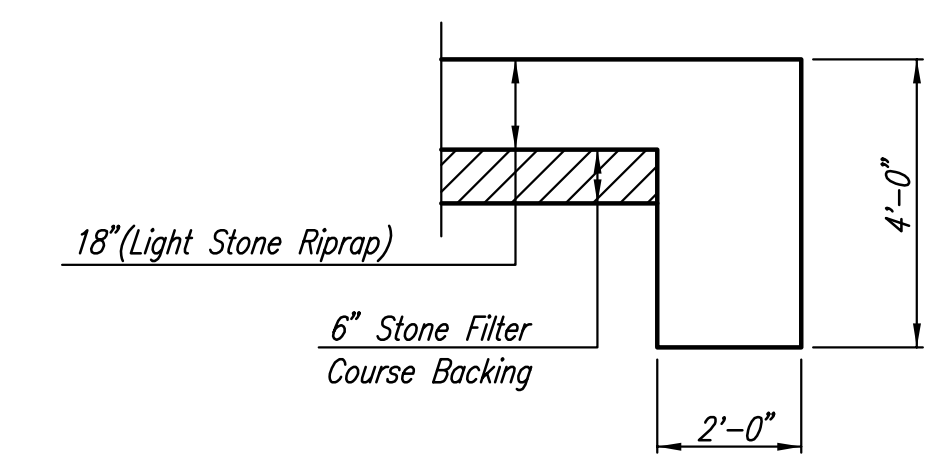
RIPRAP PLAN
(SWS Line No. 2)
* Match Existing
Pond Side Slope



RIPRAP PLAN
(SWS Line No. 3)




RIPRAP PLAN
(SWS Lines No. 4 and 5)



TYPICAL SECTION THRU TOEWALL
NO SCALE

- NOTES**
1. ALL RIPRAP FOR THIS PROJECT SHALL BE NATURAL STONE. NEITHER BROKEN CONCRETE, FABRIC ENVELOPE, NOR PREMIXED DRY PACKAGED CONCRETE BAG ALTERNATES WILL BE ALLOWED.
 2. TOEWALLS SHALL BE INSTALLED ALONG ALL EDGES OF STONE RIPRAP OR AS SHOWN ON PLANS.
 3. GROUTING OF THE SURFACE OF THE RIPRAP SHALL NOT BE PERFORMED. GROUTING OF THE TOEWALLS SHALL BE PERFORMED PER SPECIFICATIONS.
 4. DEPTH OF TOEWALL SHALL NOT BE DEEPER THAN THE EXISTING OR PROPOSED POND FLOOR ELEV.=1337.0

Sowed 09-11-2007 5:11:10 PM by BJB
 Plot Scale 1:10 09-12-2007 7:55:43 AM by BJB
 G:\2007\07150\000\07150-000-C-RIPRAP DETAILS



| No. | Revision | By | Date |
|---|----------|---------|----------------|
| AVALON PARK 3RD AND 4TH ADDITION-PHASE 1 | | | |
| RIPRAP AND MISCELANEOUS DETAILS | | | |
| JAMES L. ARMOUR, P.E. - CITY ENGINEER CITY OF WICHITA PROJECT NO. 472-84441 Professional Engineering Consultants, P.A. 303 S. TOPEKA • WICHITA, KANSAS 67202 316-262-2691 • FAX 316-262-3003 | | | |
| Designed by | BMM | Job No. | 35-07150-000 |
| Drawn by | BJS, TAT | Date | April 2007 |
| | | | Sheet 37 of 68 |