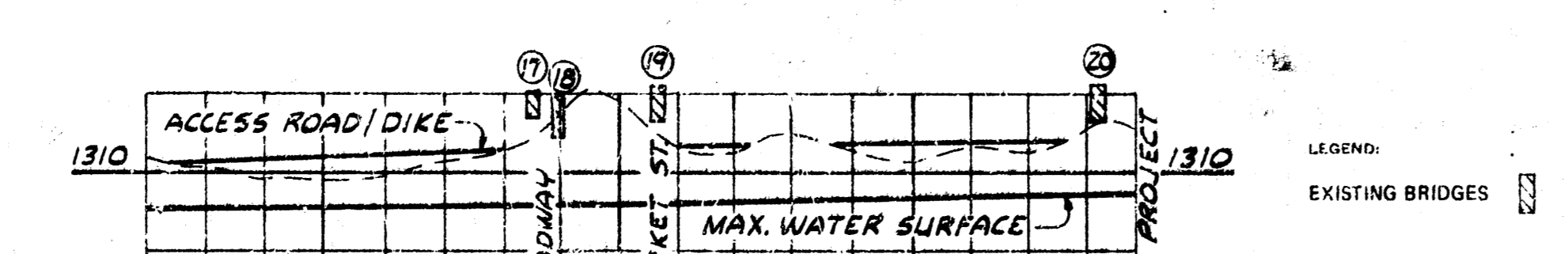
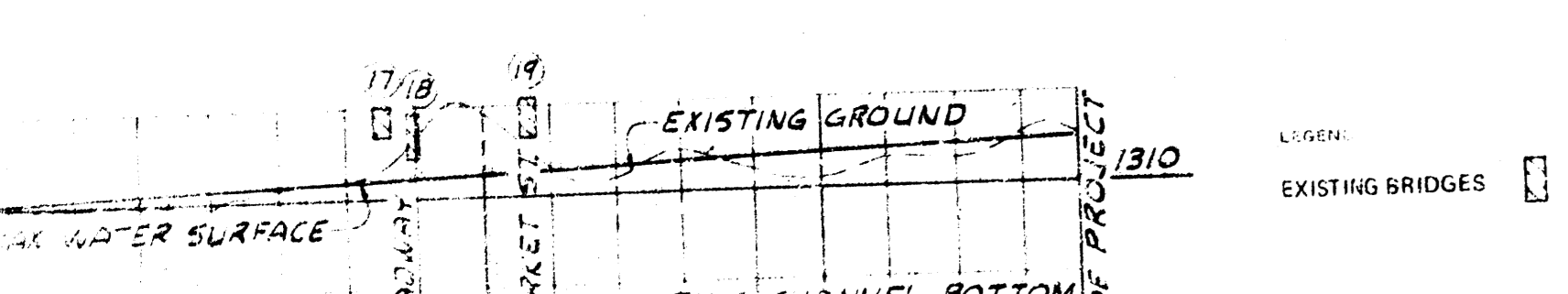
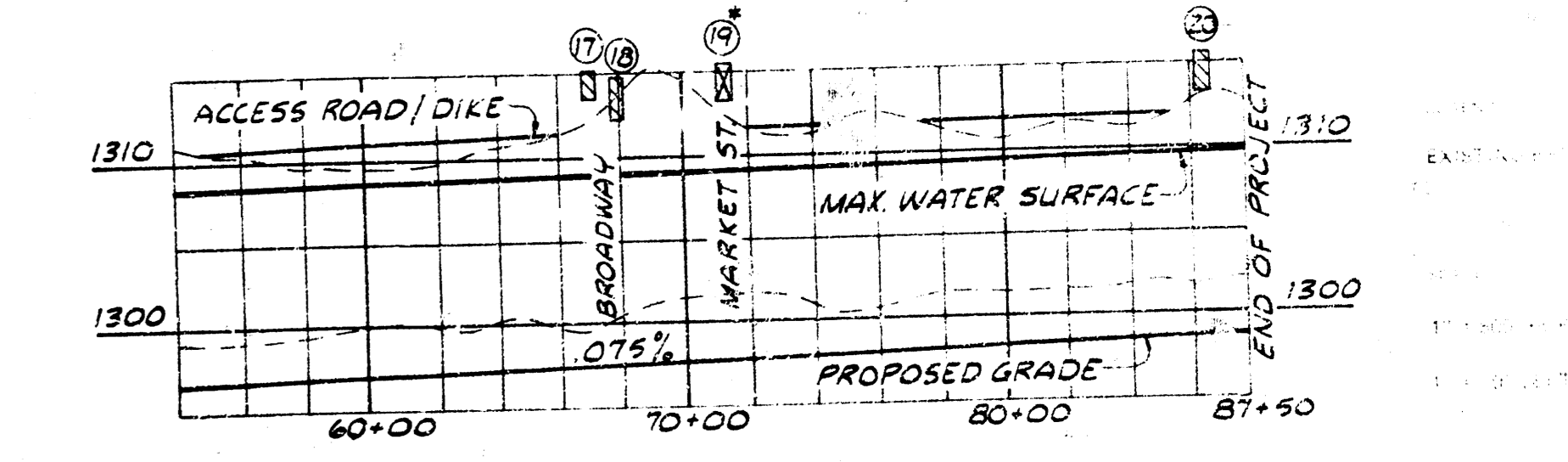
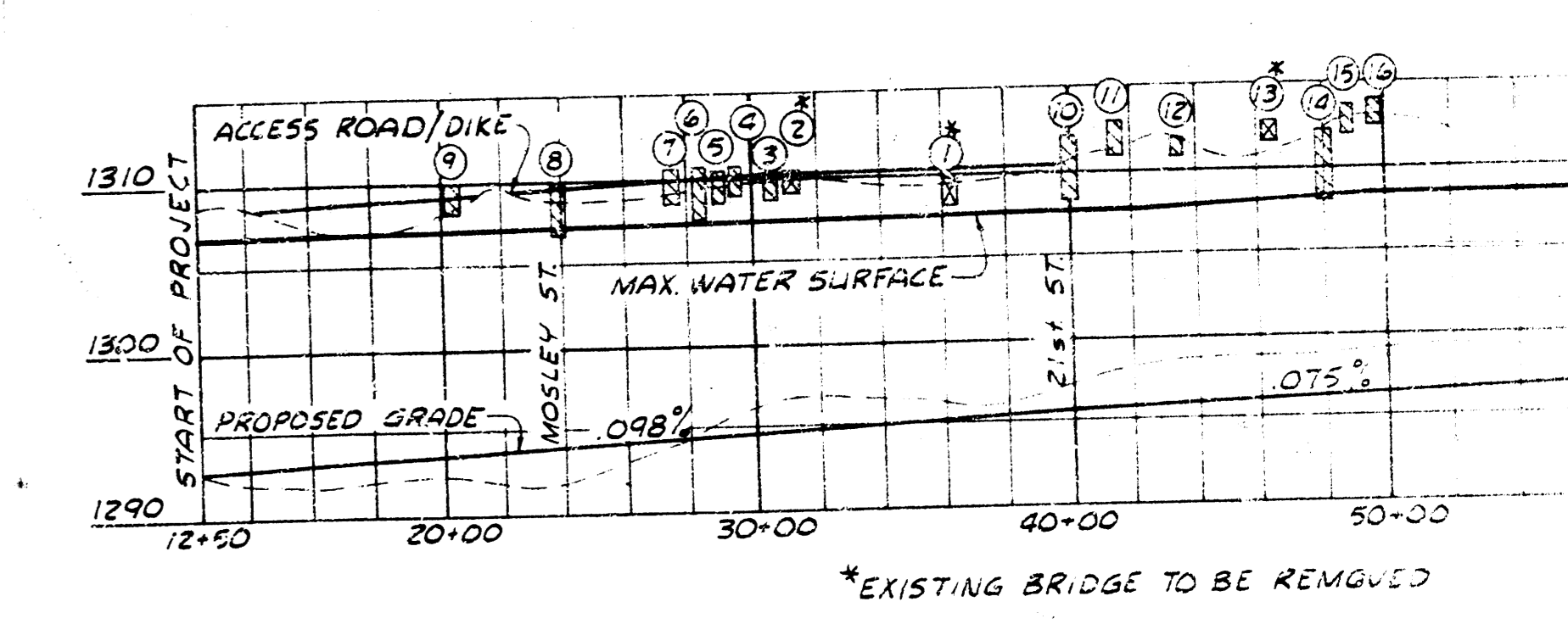
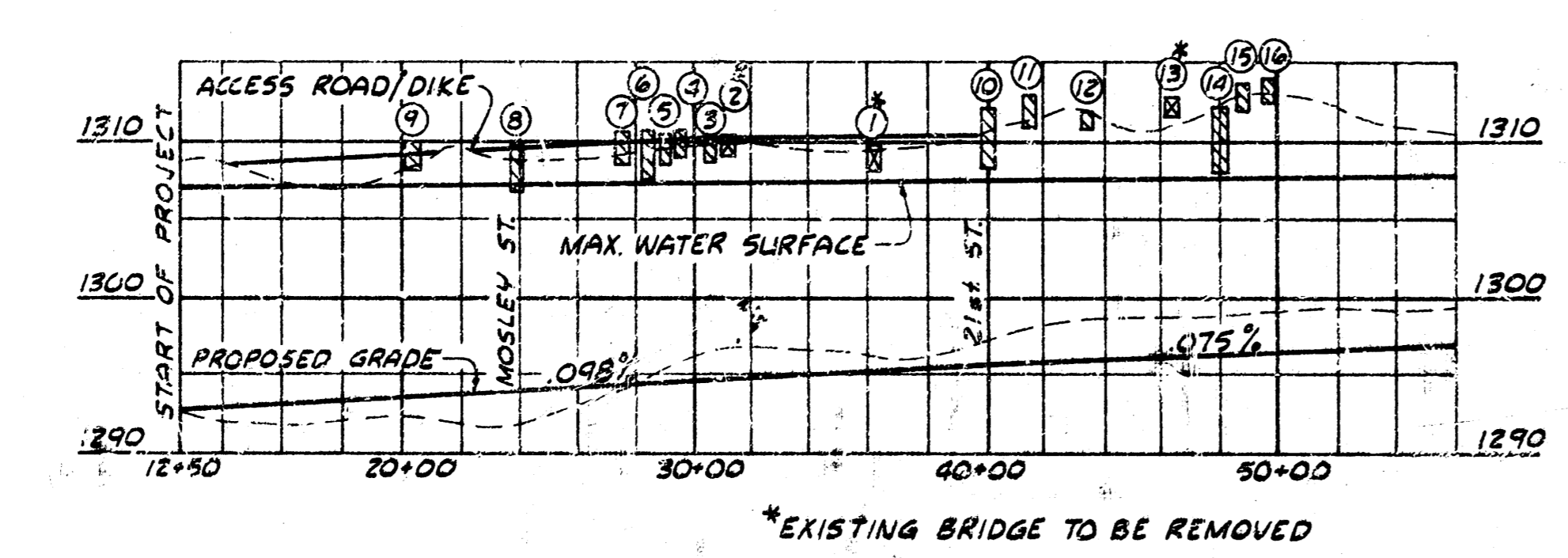
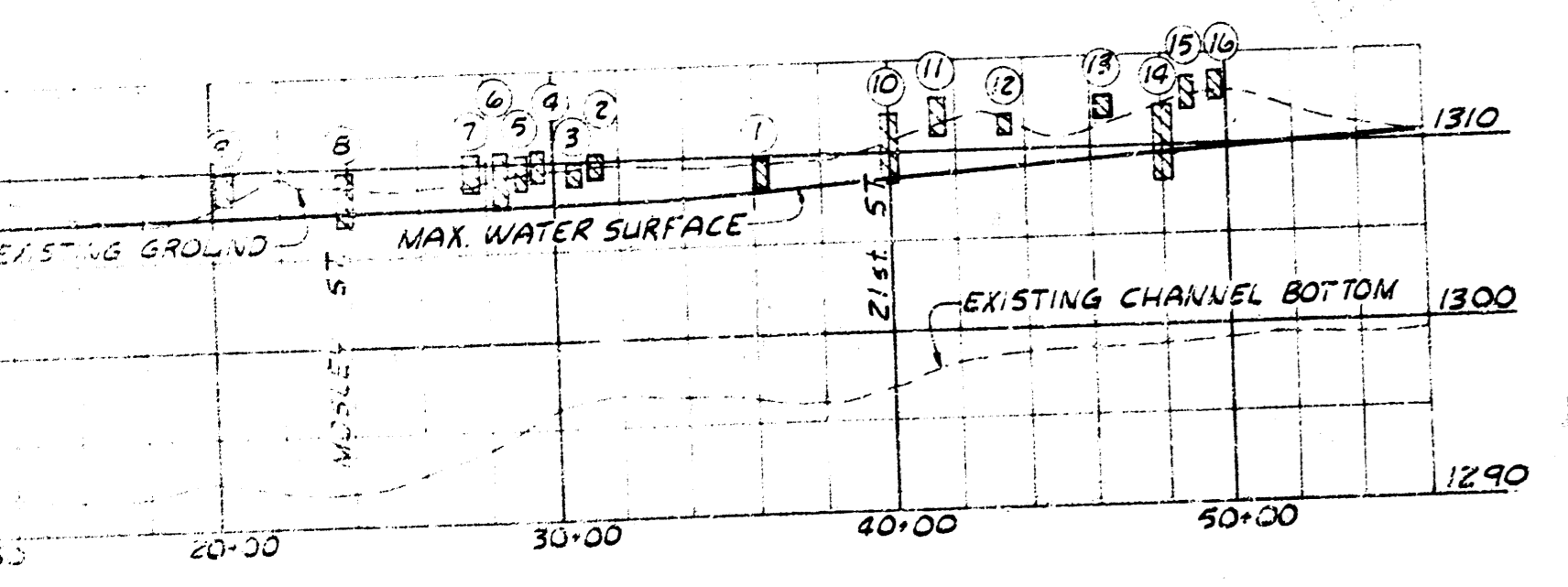
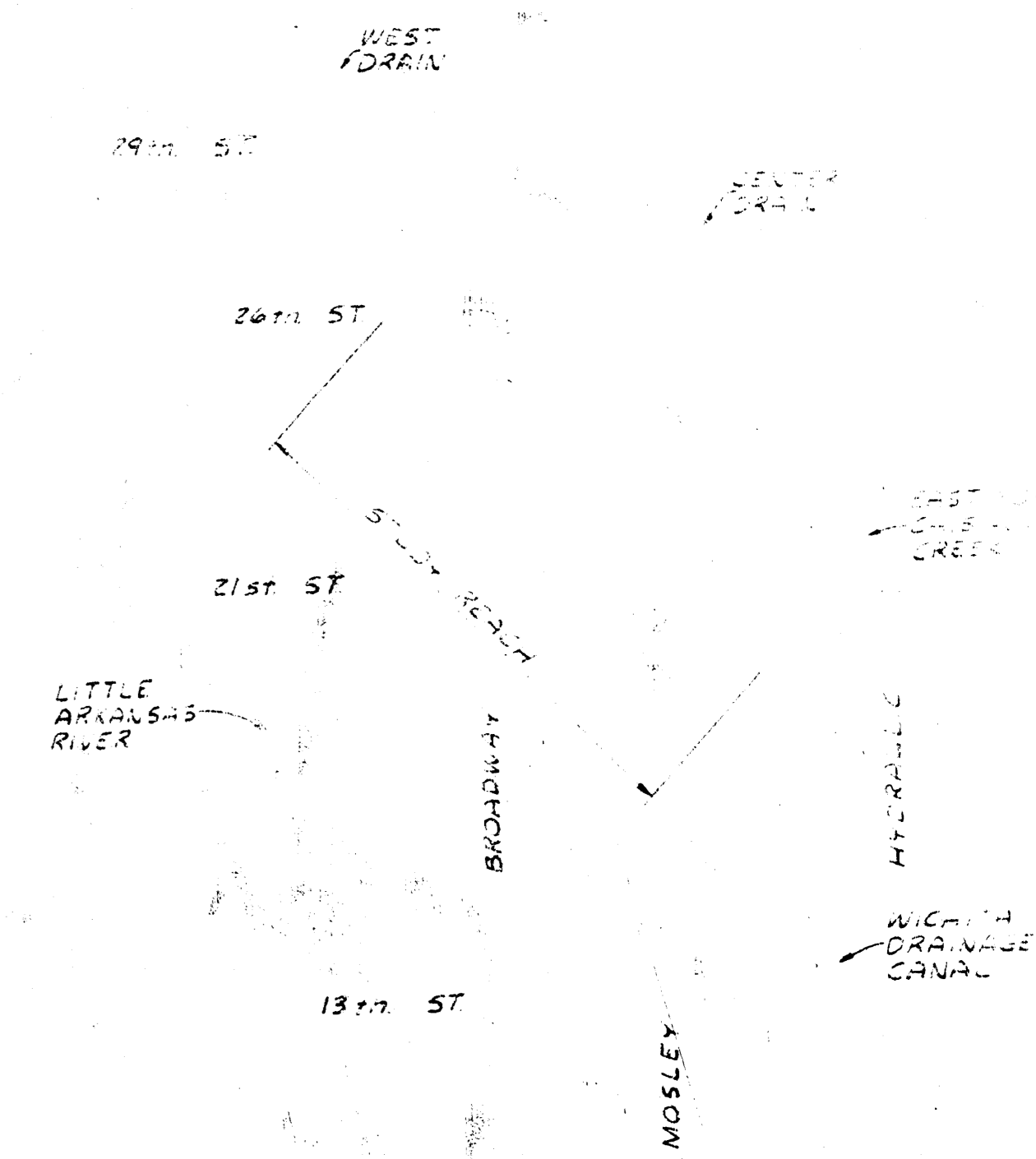
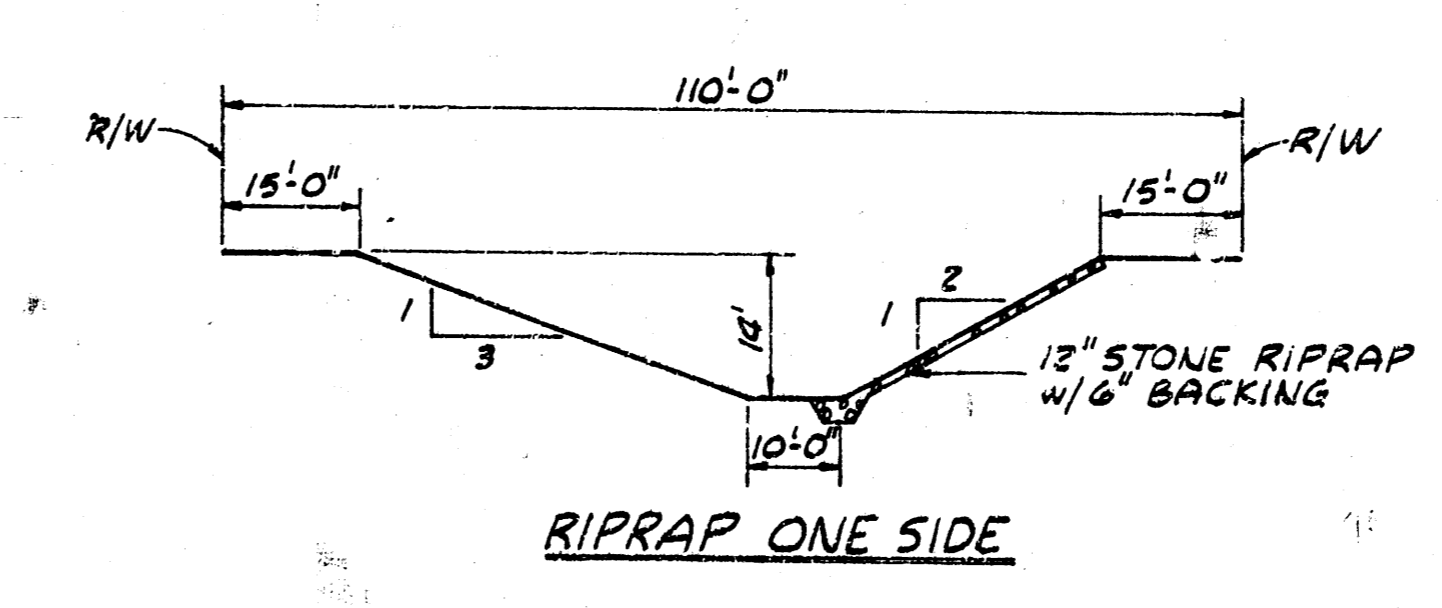
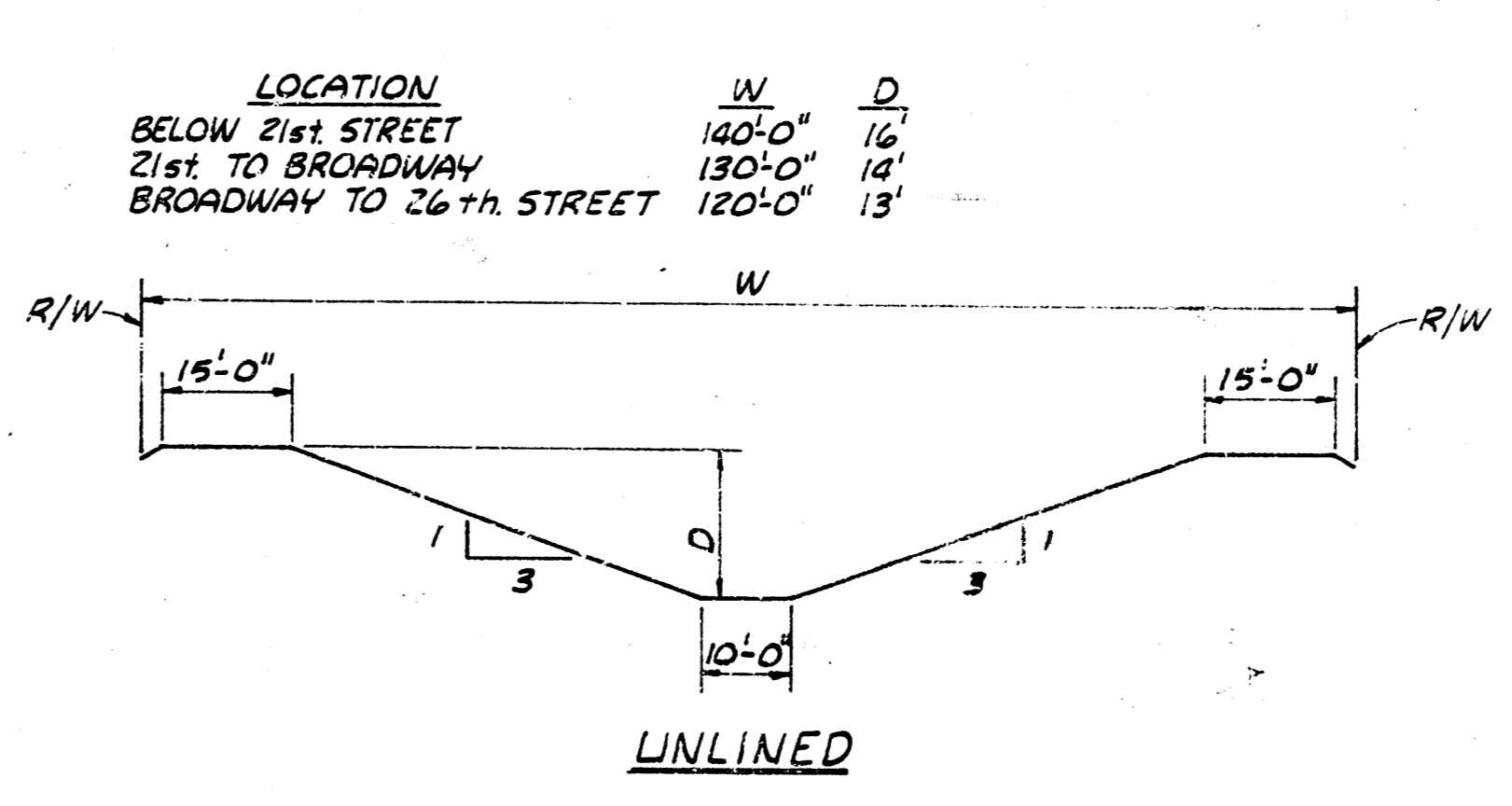
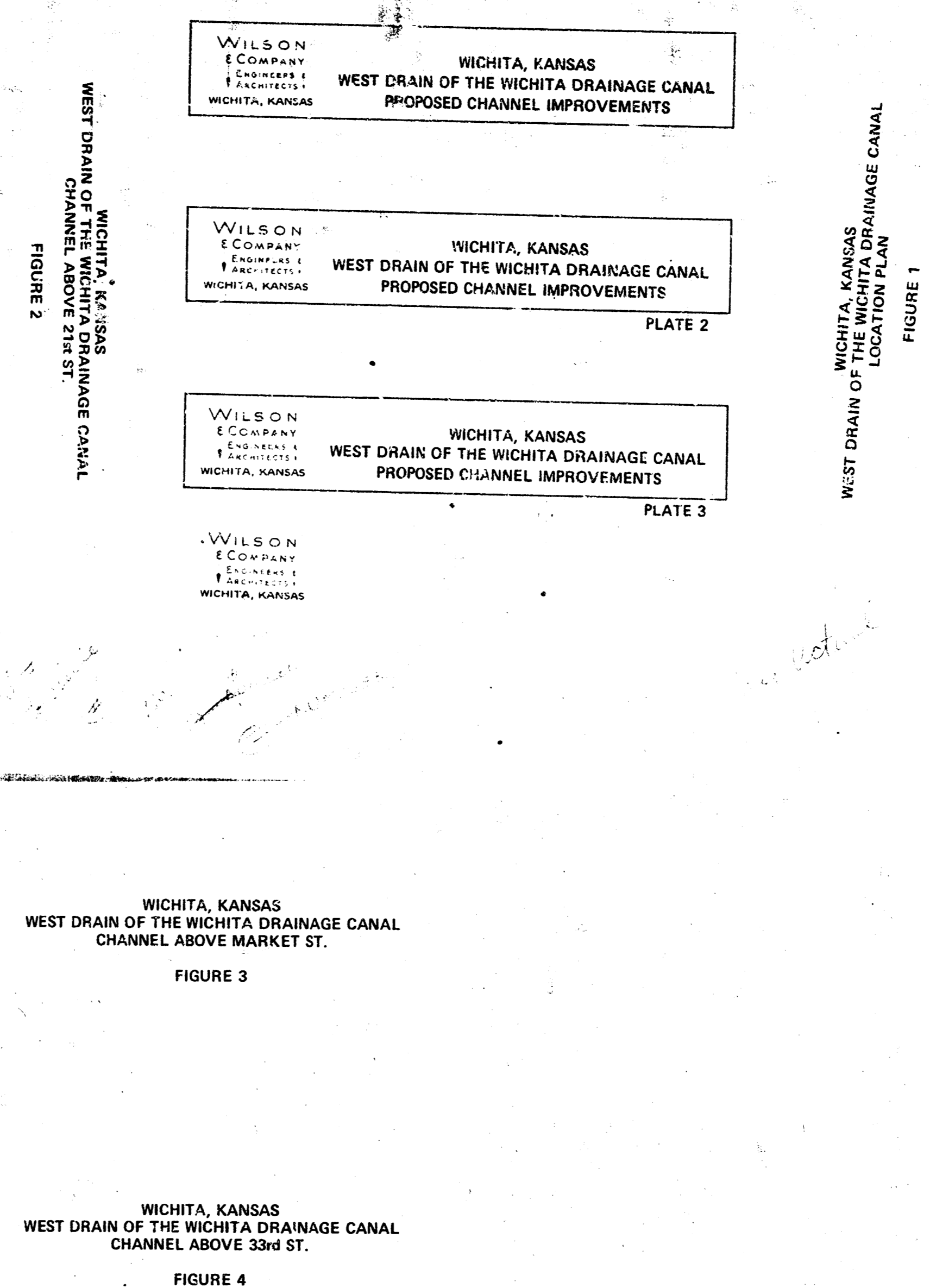


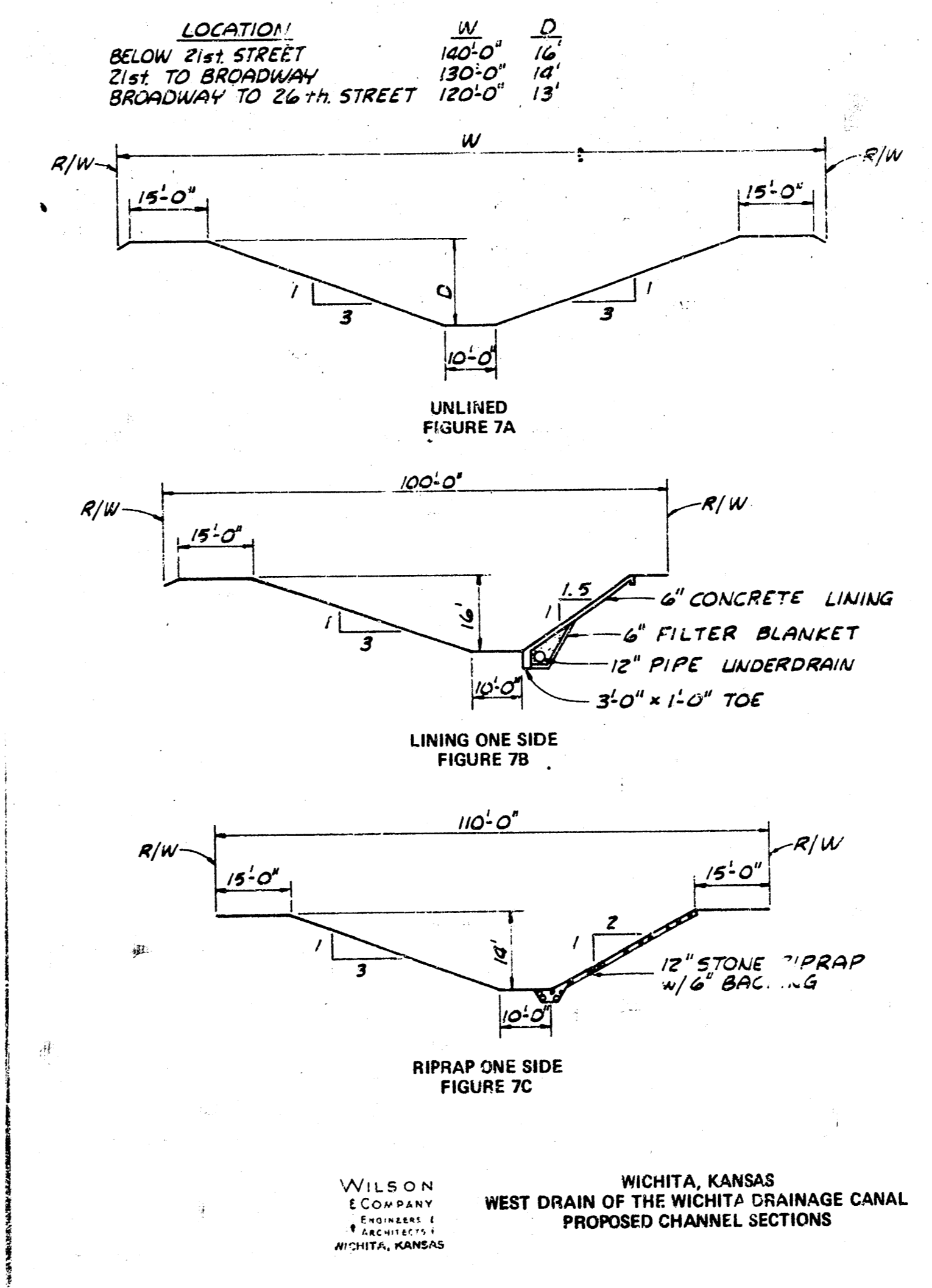
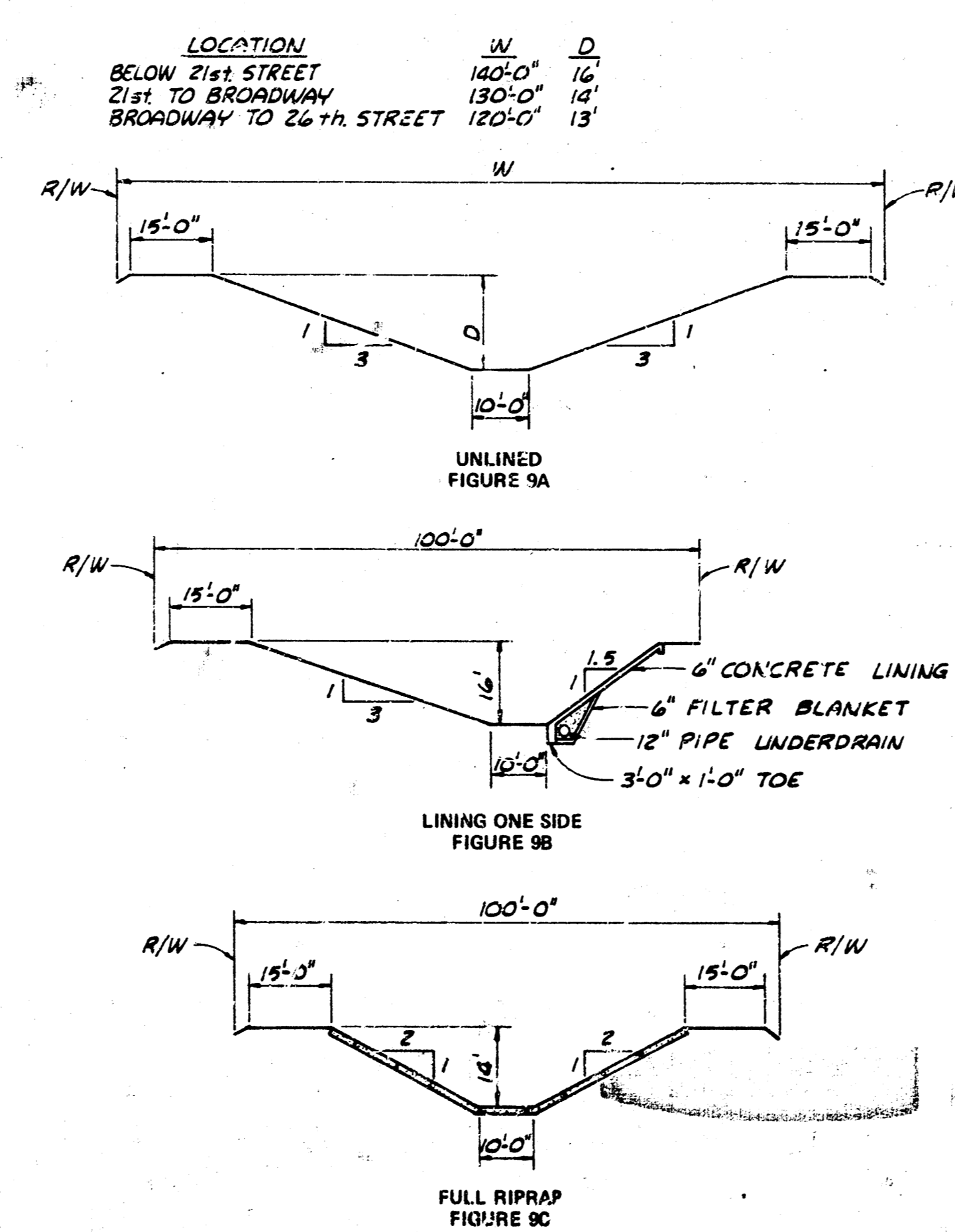
10% of base 1 comparison



ROAD NAME	CHANNEL STATION	BRIDGE NUMBER	ROADWAY	SPANS (FEET)	WIDTH (FEET)	TYPE OF CONSTRUCTION
ST. LOUIS SAN FRANCISCO MAINLINE	20+09	9	SINGLE TRACK, SIDEWALKS	7 AT 14.0'	16.9'	WOOD STRINGERS ON WOOD PILES.
MOSLEY AVENUE	23+80	8	4 TRAFFIC LANES, SIDEWALKS	2 AT 25.75'	54.6'	CONCRETE GIRDERS ON CONCRETE PIERS.
ROCK ISLAND MAINLINE	27+44	7	SINGLE TRACK, SIDEWALKS	5 AT 14.0'	17.4'	WOOD STRINGERS ON WOOD PILES.
MISSOURI - PACIFIC MAINLINE	28+50	6	2 TRACKS, SIDEWALKS	18.5'-20.0'-18.5'	32.3'	CONCRETE GIRDERS ON CONCRETE PIERS.
MISSOURI - PACIFIC SWITCH-SIDING	29+00	5	SINGLE TRACK, SIDEWALKS	10.0'-18.0'-3 AT 14.0'	15.5'	WOOD STRINGERS ON WOOD PILES.
MISSOURI - PACIFIC SPUR	29+30	4	SINGLE TRACK, SIDEWALKS	4 AT 14.0'	12.4'	WOOD STRINGERS ON WOOD PILES.
MISSOURI - PACIFIC SPUR	30+60	3	SINGLE TRACK, SIDEWALKS	5 AT 14.0'	15.8'	WOOD STRINGERS ON WOOD PILES.
STOCKYARDS HOTEL	31+40	2	LIVESTOCK OR 1 TRAFFIC LANE	3 AT 16.6'	12.6'	WOOD STRINGERS ON CONCRETE PIERS.
HULE BARN	36+10	1	LIVESTOCK OR 1 TRAFFIC LANE	30.0'-27.0'	14.0'	STEEL STRINGERS ON WOOD PILES.
TWENTY-FIRST STREET	39+50	10	4 TRAFFIC LANES, SIDEWALKS	30.6'	60.0'	STEEL STRINGERS ON CONCRETE WALL ABUTMENTS.
MISSOURI - PACIFIC SPUR	41+37	11	2 TRACKS	4 AT 14.0'	VARIES, 23-33'	WOOD STRINGERS ON WOOD PILES.
MISSOURI - PACIFIC SPUR	43+32	12	2 TRACKS	4 AT 14.5'	VARIES, 29-36'	WOOD STRINGERS ON WOOD PILES.
DOLD STOCK BRIDGE	46+36	13	LIVESTOCK	9.0'-38.0'-12.0'	15.5'	STEEL TRUSS ON WOOD PILES.
MISSOURI - PACIFIC SPUR	47+33	14	2 TRACKS	6 AT 14.0'	VARIES, 22-26'	WOOD STRINGERS ON WOOD PILES.
MISSOURI - PACIFIC SPUR	49+60	15	SINGLE TRACK	11'-12'-43'-42'-18'-15'-13'	18'	WOOD STRINGERS ON WOOD PILES.
CUDAHY STOCK BRIDGE	49+70	16	LIVESTOCK	15'-15'-15'-16'	12'	WOOD STRINGERS ON WOOD PILES.
SANTA FE MAINLINE	67+07	17	5 TRACKS	14'-13'-13'-13'-14'	73.5'	WOOD STRINGERS ON WOOD PILES.
BROADWAY AVENUE (U.S. 81 HIGHWAY)	67+90	18	4 TRAFFIC LANES, 1 SIDEWALK	3 AT 15'	52'	CONCRETE SLAB ON CONCRETE WALL PIERS AND ABUTMENTS.
MARKET AVENUE	71+30	19	2 TRAFFIC LANES, 1 SIDEWALK	3 AT 23'	36'	STEEL STRINGERS ON WOOD PILES.
TWENTY-SIXTH STREET	86+65	20	2 TRAFFIC LANES 1 SIDEWALK	22'-24'-22'	40'	STEEL STRINGERS ON WOOD PILES.



ROAD NAME	CHANNEL STATION	BRIDGE NUMBER	ROADWAY	SPANS (FEET)	WIDTH (FEET)	TYPE OF CONSTRUCTION
ST. LOUIS SAN FRANCISCO MAINLINE	20+09	9	SINGLE TRACK, SIDEWALKS	7 AT 14.0'	16.9'	WOOD STRINGERS ON WOOD PILES.
MOSLEY AVENUE	23+80	8	4 TRAFFIC LANES, SIDEWALKS	2 AT 25.75'	54.6'	CONCRETE GIRDERS ON CONCRETE PIERS.
ROCK ISLAND MAINLINE	27+44	7	SINGLE TRACK, SIDEWALKS	5 AT 14.0'	17.4'	WOOD STRINGERS ON WOOD PILES.
MISSOURI - PACIFIC MAINLINE	28+50	6	2 TRACKS, SIDEWALKS	18.5'-20.0'-18.5'	32.3'	CONCRETE GIRDERS ON CONCRETE PIERS.
MISSOURI - PACIFIC SWITCH-SIDING	29+00	5	SINGLE TRACK, SIDEWALKS	10.0'-18.0'-3 AT 14.0'	15.5'	WOOD STRINGERS ON WOOD PILES.
MISSOURI - PACIFIC SPUR	29+30	4	SINGLE TRACK, SIDEWALKS	4 AT 14.0'	12.4'	WOOD STRINGERS ON WOOD PILES.
MISSOURI - PACIFIC SPUR	30+60	3	SINGLE TRACK, SIDEWALKS	5 AT 14.0'	15.8'	WOOD STRINGERS ON WOOD PILES.
STOCKYARDS HOTEL	31+40	2	LIVESTOCK OR 1 TRAFFIC LANE	3 AT 16.6'	12.6'	WOOD STRINGERS ON CONCRETE PIERS.
HULE BARN	36+10	1	LIVESTOCK OR 1 TRAFFIC LANE	30.0'-27.0'	14.0'	STEEL STRINGERS ON WOOD PILES.
TWENTY-FIRST STREET	39+50	10	4 TRAFFIC LANES, SIDEWALKS	30.6'	60.0'	STEEL STRINGERS ON CONCRETE WALL ABUTMENTS.
MISSOURI - PACIFIC SPUR	41+37	11	2 TRACKS	4 AT 14.0'	VARIES, 23-33'	WOOD STRINGERS ON WOOD PILES.
MISSOURI - PACIFIC SPUR	43+32	12	2 TRACKS	4 AT 14.5'	VARIES, 29-36'	WOOD STRINGERS ON WOOD PILES.
DOLD STOCK BRIDGE	46+36	13	LIVESTOCK	9.0'-38.0'-12.0'	15.5'	STEEL TRUSS ON WOOD PILES.
MISSOURI - PACIFIC SPUR	47+33	14	2 TRACKS	6 AT 14.0'	VARIES, 22-26'	WOOD STRINGERS ON WOOD PILES.
MISSOURI - PACIFIC SPUR	49+60	15	SINGLE TRACK	11'-12'-43'-42'-18'-15'-13'	18'	WOOD STRINGERS ON WOOD PILES.
CUDAHY STOCK BRIDGE	49+70	16	LIVESTOCK	15'-15'-15'-16'	12'	WOOD STRINGERS ON WOOD PILES.
SANTA FE MAINLINE	67+07	17	5 TRACKS	14'-13'-13'-13'-14'	73.5'	WOOD STRINGERS ON WOOD PILES.
BROADWAY AVENUE (U.S. 81 HIGHWAY)	67+90	18	4 TRAFFIC LANES, 1 SIDEWALK	3 AT 15'	52'	CONCRETE SLAB ON CONCRETE WALL PIERS AND ABUTMENTS.
MARKET AVENUE	71+30	19	2 TRAFFIC LANES, 1 SIDEWALK	3 AT 23'	36'	STEEL STRINGERS ON WOOD PILES.
TWENTY-SIXTH STREET	86+65	20	2 TRAFFIC LANES 1 SIDEWALK	22'-24'-22'	40'	STEEL STRINGERS ON WOOD PILES.



WILSON COMPANY
WICHITA, KANSAS
WEST DRAIN OF THE WICHITA DRAINAGE CANAL
PROPOSED CHANNEL SECTIONS