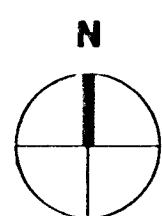
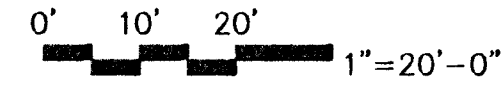



**A STATION 15+00.00 TO STATION 21+00.00**



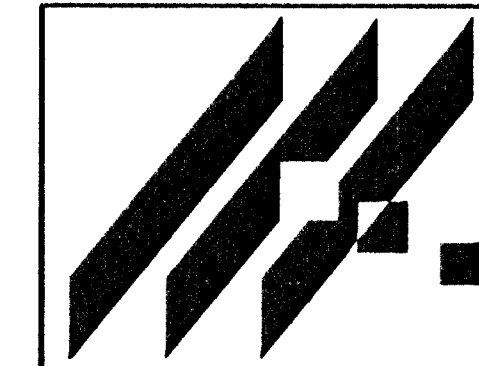
**NOTE**

- CONSTRUCTION OF SANITARY SEWER SEE SHEET 4-10
- CONSTRUCTION OF STORM WATER SEWER SEE SHEET 11-15
- CONSTRUCTION OF PAVED CHANNEL SEE SHEET 16-23
- CONSTRUCTION OF PAVED CUL-DE-SACS SEE SHEET 24-33
- CONSTRUCTION OF PEDESTRIAN BRIDGE SEE SHEET 41-42
- INSTALLATION OF LANDSCAPE SEE SHEET 43-49



**GossenLivingston**

Architecture  
1328 S. Maple  
Wichita, KS 67202  
Tel: 316-261-3400



**MID-KANSAS ENGINEERING  
CONSULTANTS, INC.**  
411 N. WEBB ROAD  
WICHITA, KS. 67206  
316-684-9600

**AREA "K" 3RD. STREET CHANNEL**  
PROJECT NAME

**SIDEWALK/PATHWAY LAYOUT PLAN**  
SHEET TITLE

<b>TDM, JRS</b> DESIGN BY.	<b>TDM, JRS</b> DRAWN BY.	CHECKED BY.
<b>JUNE 96</b> DATE	<b>9331_B2A</b> JOB NO.	<b>36 / 77</b> SHEET OF