

BK 23

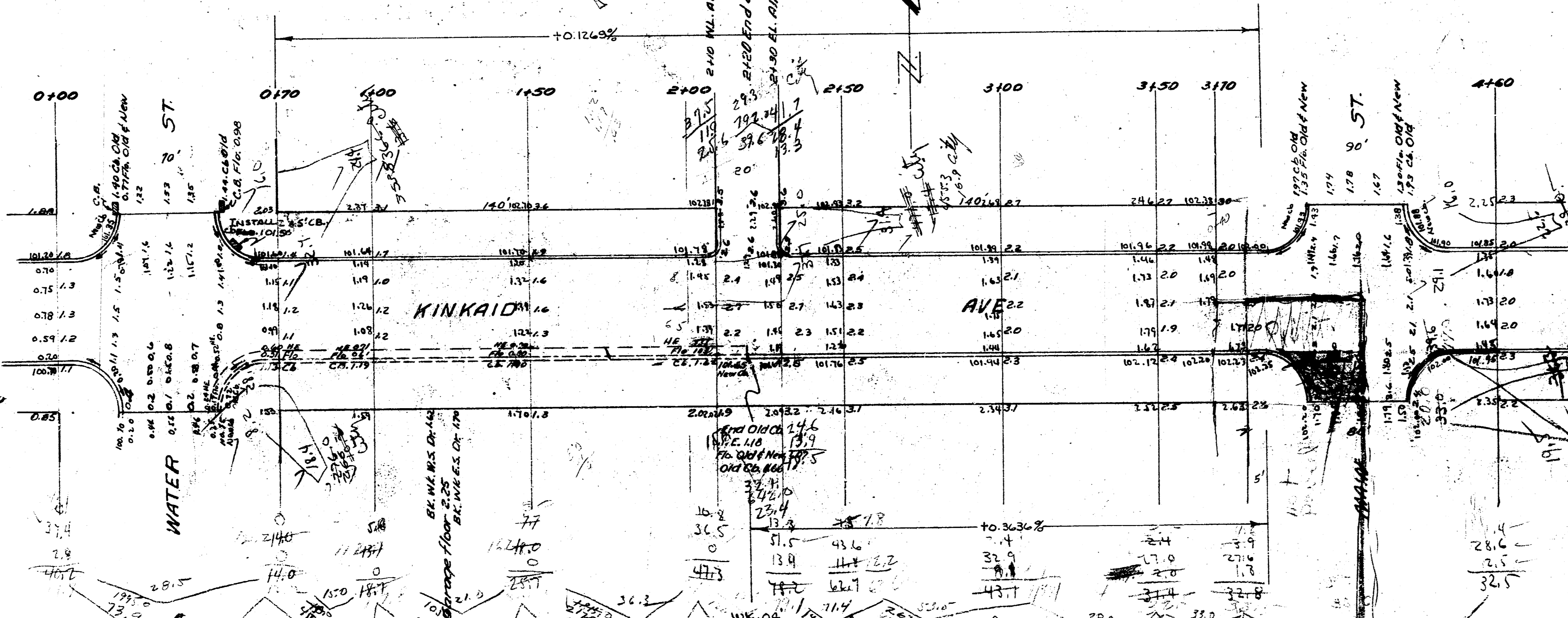
BM. 101.85 "X" in Kensler S. end Nk. W. side Water
NW Corner Kinkaid & Water

1+30 to 1+50
Grad. wk. from
0.4' to 1.0'

1+30 to 2+50
WK. 1.0

2+50 to 3+70
Grad. wk. from
1.0' to 0.4'

+0.1263%



Pasp.


48.2
48.1
48.0
47.9
47.8
47.7
47.6
47.5
47.4
47.3
47.2
47.1
47.0
46.9
46.8
46.7
46.6
46.5
46.4
46.3
46.2
46.1
46.0
45.9
45.8
45.7
45.6
45.5
45.4
45.3
45.2
45.1
45.0
44.9
44.8
44.7
44.6
44.5
44.4
44.3
44.2
44.1
44.0
43.9
43.8
43.7
43.6
43.5
43.4
43.3
43.2
43.1
43.0
42.9
42.8
42.7
42.6
42.5
42.4
42.3
42.2
42.1
42.0
41.9
41.8
41.7
41.6
41.5
41.4
41.3
41.2
41.1
41.0
40.9
40.8
40.7
40.6
40.5
40.4
40.3
40.2
40.1
40.0
39.9
39.8
39.7
39.6
39.5
39.4
39.3
39.2
39.1
39.0
38.9
38.8
38.7
38.6
38.5
38.4
38.3
38.2
38.1
38.0
37.9
37.8
37.7
37.6
37.5
37.4
37.3
37.2
37.1
37.0
36.9
36.8
36.7
36.6
36.5
36.4
36.3
36.2
36.1
36.0
35.9
35.8
35.7
35.6
35.5
35.4
35.3
35.2
35.1
35.0
34.9
34.8
34.7
34.6
34.5
34.4
34.3
34.2
34.1
34.0
33.9
33.8
33.7
33.6
33.5
33.4
33.3
33.2
33.1
33.0
32.9
32.8
32.7
32.6
32.5
32.4
32.3
32.2
32.1
32.0
31.9
31.8
31.7
31.6
31.5
31.4
31.3
31.2
31.1
31.0
30.9
30.8
30.7
30.6
30.5
30.4
30.3
30.2
30.1
30.0
29.9
29.8
29.7
29.6
29.5
29.4
29.3
29.2
29.1
29.0
28.9
28.8
28.7
28.6
28.5
28.4
28.3
28.2
28.1
28.0
27.9
27.8
27.7
27.6
27.5
27.4
27.3
27.2
27.1
27.0
26.9
26.8
26.7
26.6
26.5
26.4
26.3
26.2
26.1
26.0
25.9
25.8
25.7
25.6
25.5
25.4
25.3
25.2
25.1
25.0
24.9
24.8
24.7
24.6
24.5
24.4
24.3
24.2
24.1
24.0
23.9
23.8
23.7
23.6
23.5
23.4
23.3
23.2
23.1
23.0
22.9
22.8
22.7
22.6
22.5
22.4
22.3
22.2
22.1
22.0
21.9
21.8
21.7
21.6
21.5
21.4
21.3
21.2
21.1
21.0
20.9
20.8
20.7
20.6
20.5
20.4
20.3
20.2
20.1
20.0
19.9
19.8
19.7
19.6
19.5
19.4
19.3
19.2
19.1
19.0
18.9
18.8
18.7
18.6
18.5
18.4
18.3
18.2
18.1
18.0
17.9
17.8
17.7
17.6
17.5
17.4
17.3
17.2
17.1
17.0
16.9
16.8
16.7
16.6
16.5
16.4
16.3
16.2
16.1
16.0
15.9
15.8
15.7
15.6
15.5
15.4
15.3
15.2
15.1
15.0
14.9
14.8
14.7
14.6
14.5
14.4
14.3
14.2
14.1
14.0
13.9
13.8
13.7
13.6
13.5
13.4
13.3
13.2
13.1
13.0
12.9
12.8
12.7
12.6
12.5
12.4
12.3
12.2
12.1
12.0
11.9
11.8
11.7
11.6
11.5
11.4
11.3
11.2
11.1
11.0
10.9
10.8
10.7
10.6
10.5
10.4
10.3
10.2
10.1
10.0
9.9
9.8
9.7
9.6
9.5
9.4
9.3
9.2
9.1
9.0
8.9
8.8
8.7
8.6
8.5
8.4
8.3
8.2
8.1
8.0
7.9
7.8
7.7
7.6
7.5
7.4
7.3
7.2
7.1
7.0
6.9
6.8
6.7
6.6
6.5
6.4
6.3
6.2
6.1
6.0
5.9
5.8
5.7
5.6
5.5
5.4
5.3
5.2
5.1
5.0
4.9
4.8
4.7
4.6
4.5
4.4
4.3
4.2
4.1
4.0
3.9
3.8
3.7
3.6
3.5
3.4
3.3
3.2
3.1
3.0
2.9
2.8
2.7
2.6
2.5
2.4
2.3
2.2
2.1
2.0
1.9
1.8
1.7
1.6
1.5
1.4
1.3
1.2
1.1
1.0
0.9
0.8
0.7
0.6
0.5
0.4
0.3
0.2
0.1
0.0

CT

17.0
17.1
17.2
17.3
17.4
17.5
17.6
17.7
17.8
17.9
18.0
18.1
18.2
18.3
18.4
18.5
18.6
18.7
18.8
18.9
19.0
19.1
19.2
19.3
19.4
19.5
19.6
19.7
19.8
19.9
20.0
20.1
20.2
20.3
20.4
20.5
20.6
20.7
20.8
20.9
21.0
21.1
21.2
21.3
21.4
21.5
21.6
21.7
21.8
21.9
22.0
22.1
22.2
22.3
22.4
22.5
22.6
22.7
22.8
22.9
23.0
23.1
23.2
23.3
23.4
23.5
23.6
23.7
23.8
23.9
24.0
24.1
24.2
24.3
24.4
24.5
24.6
24.7
24.8
24.9
25.0
25.1
25.2
25.3
25.4
25.5
25.6
25.7
25.8
25.9
26.0
26.1
26.2
26.3
26.4
26.5
26.6
26.7
26.8
26.9
27.0
27.1
27.2
27.3
27.4
27.5
27.6
27.7
27.8
27.9
28.0
28.1
28.2
28.3
28.4
28.5
28.6
28.7
28.8
28.9
29.0
29.1
29.2
29.3
29.4
29.5
29.6
29.7
29.8
29.9
30.0
30.1
30.2
30.3
30.4
30.5
30.6
30.7
30.8
30.9
31.0
31.1
31.2
31.3
31.4
31.5
31.6
31.7
31.8
31.9
32.0
32.1
32.2
32.3
32.4
32.5
32.6
32.7
32.8
32.9
33.0
33.1
33.2
33.3
33.4
33.5
33.6
33.7
33.8
33.9
34.0
34.1
34.2
34.3
34.4
34.5
34.6
34.7
34.8
34.9
35.0
35.1
35.2
35.3
35.4
35.5
35.6
35.7
35.8
35.9
36.0
36.1
36.2
36.3
36.4
36.5
36.6
36.7
36.8
36.9
37.0
37.1
37.2
37.3
37.4
37.5
37.6
37.7
37.8
37.9
38.0
38.1
38.2
38.3
38.4
38.5
38.6
38.7
38.8
38.9
39.0
39.1
39.2
39.3
39.4
39.5
39.6
39.7
39.8
39.9
40.0
40.1
40.2
40.3
40.4
40.5
40.6
40.7
40.8
40.9
41.0
41.1
41.2
41.3
41.4
41.5
41.6
41.7
41.8
41.9
42.0
42.1
42.2
42.3
42.4
42.5
42.6
42.7
42.8
42.9
43.0
43.1
43.2
43.3
43.4
43.5
43.6
43.7
43.8
43.9
44.0
44.1
44.2
44.3
44.4
44.5
44.6
44.7
44.8
44.9
45.0
45.1
45.2
45.3
45.4
45.5
45.6
45.7
45.8
45.9
46.0
46.1
46.2
46.3
46.4
46.5
46.6
46.7
46.8
46.9
47.0
47.1
47.2
47.3
47.4
47.5
47.6
47.7
47.8
47.9
48.0
48.1
48.2
48.3
48.4
48.5
48.6
48.7
48.8
48.9
49.0
49.1
49.2
49.3
49.4
49.5
49.6
49.7
49.8
49.9
50.0

10 drives

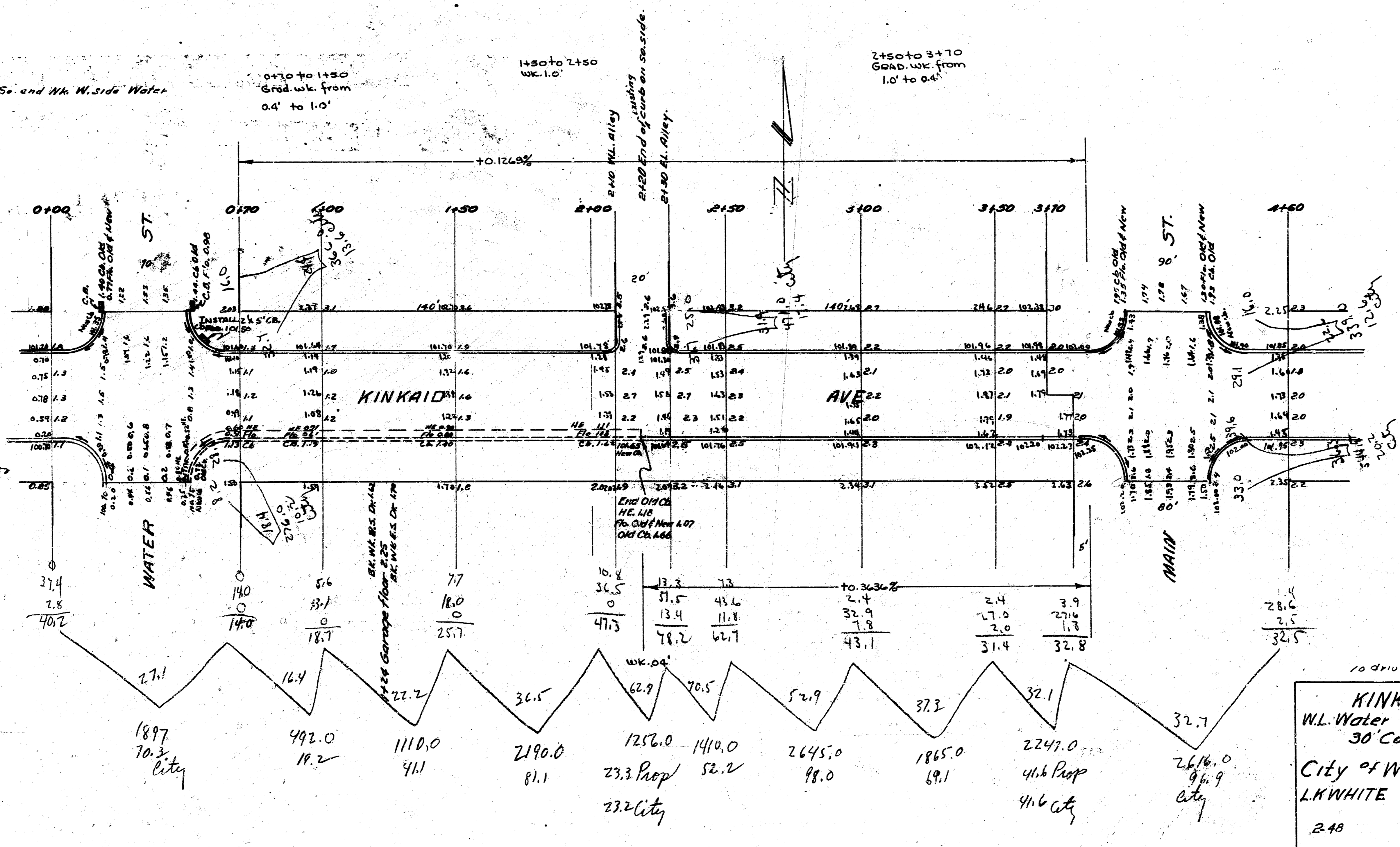
KINKAID AVE
 W.L. Water — E.L. Main
 30" Conc. & Curb
 City of Wichita, Kans.
 L.K. WHITE City Engineer
 2-40 Proj. E-18-11



B.M. 10185 "X" in Mensler S. end W. side Water
NW Corner Kinkaid & Water

Prop.
18.2
41.1
23.3
52.2
98.0
69.1
41.6
424.6
+10% 42.4
Total 467.0 cu yds

CF
70.3
13.6
10.2
17.4
12.6
20.2
22.7
177.0
+10% 17.7
Total 194.7 cu yds



10 drives.

KINKAID AVE
W.L. Water — E.L. Main —
30' Conc. & Curb

City of Wichita Kans.
L.K. WHITE City Engineer
248 Proj C-18-11