KNIGHT CIRCLE
N.L. 31ST STREET SO. TO AND INCLUDING CUL-DE-SAC
PROJ NO. 472 76 245 80553 000 000 001

GENERAL NOTES

1. CONTRACTION JOINTS MAY BE CONSTRUCTED IN INTEGRAL CURB BY SAWING WITH AN APPROVED CONCRETE SAW. THE SAW CUT SHALL EXTEND THROUGH THE CURB TO THE PAVEMENT. SAWED CONTRACTION JOINTS SHALL HAVE A MAXIMUM SPACING OF 30'.

2. INTEGRAL CURB SHALL BE TIED TO THE PAVEMENT BASE WITH SHORT DEFORMED DOWEL BARS SPACED AT 2'-6" INTERVALS. THESE DOWEL BARS SHALL NOT BE LESS THAN 1/2" OR MORE THAN 3/4" IN DIAMETER.

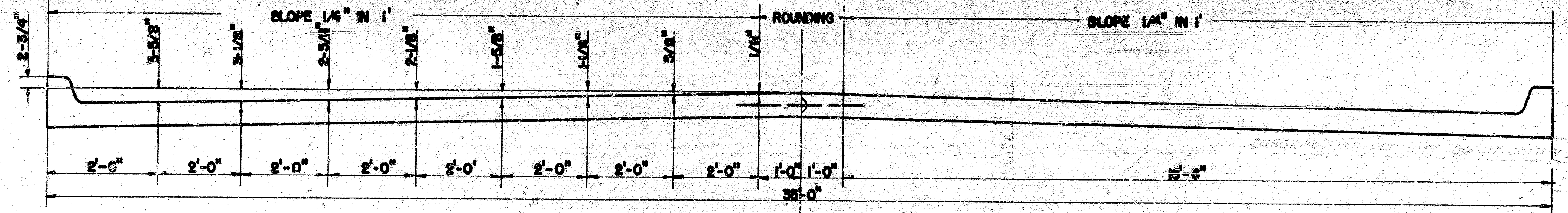
SLOPE 1/4" IN 1'
ROUNDING
SLOPE 1/4" IN 1'
2-3/4"
3-5/8"
3-1/2"
2-3/4"
2-1/8"
1-5/8"
1-1/4"
3/8"
1/8"
2'-0"
2'-0"
2'-0"
2'-0"
2'-0'
2'-0"
2'-0"
2'-0"
1'-0"
1'-0"
15'-6"
35'-0"

ALTERNATE CROWN

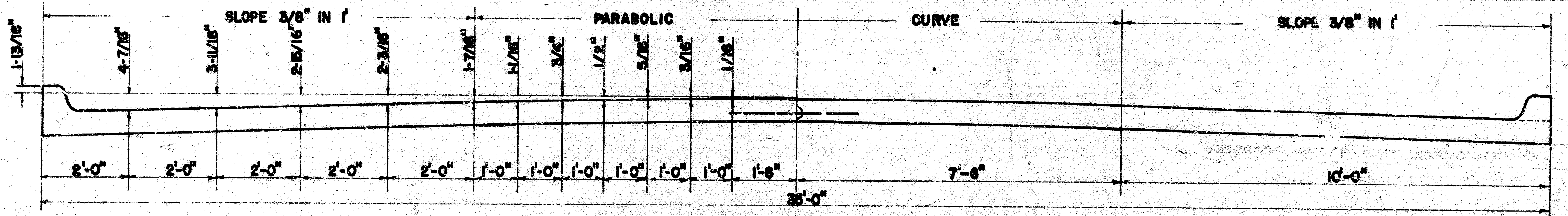
SLOPE 3/8" IN 1'
PARABOLIC
CURVE
SLOPE 3/8" IN 1'
1-13/16"
4-7/16"
3-11/16"
2-15/16"
2-3/16"
1-7/16"
1-1/16"
3/4"
1/2"
5/16"
3/16"
1/16"
2'-0"
2'-0"
2'-0"
2'-0"
2'-0"
1'-0"
1'-0"
1'-0"
1'-0"
1'-0"
1'-0"
1'-6"
7'-6"
10'-0"
35'-0"

STANDARD CROWN

TYPICAL SECTION 34'-0" CONCRETE PAVEMENT

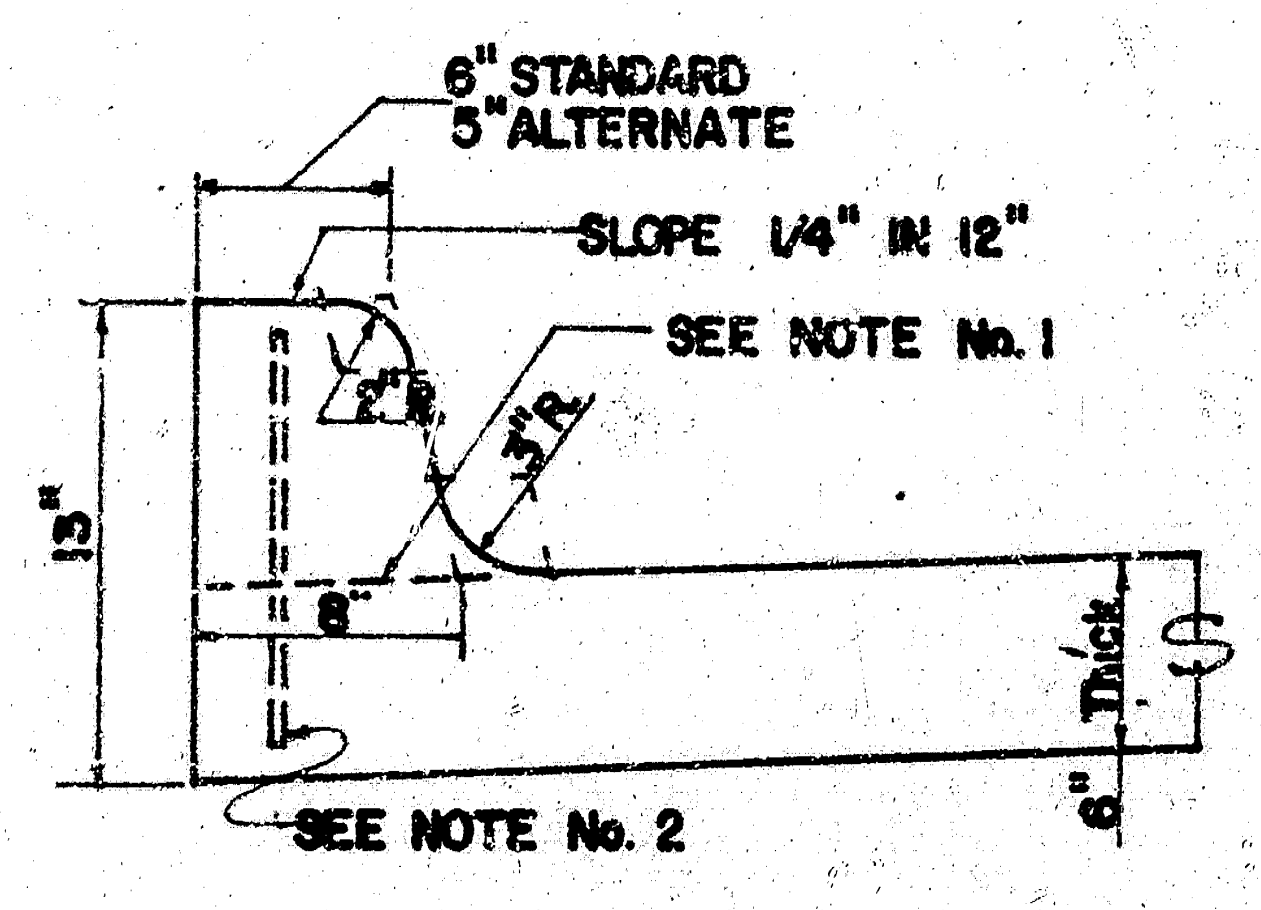
6" STANDARD
5" ALTERNATE
SLOPE 1/4" IN 12"
SEE NOTE No. 1
3"R
3"R
13"
6"
6" Thick
SEE NOTE No. 2

INTEGRAL CURB

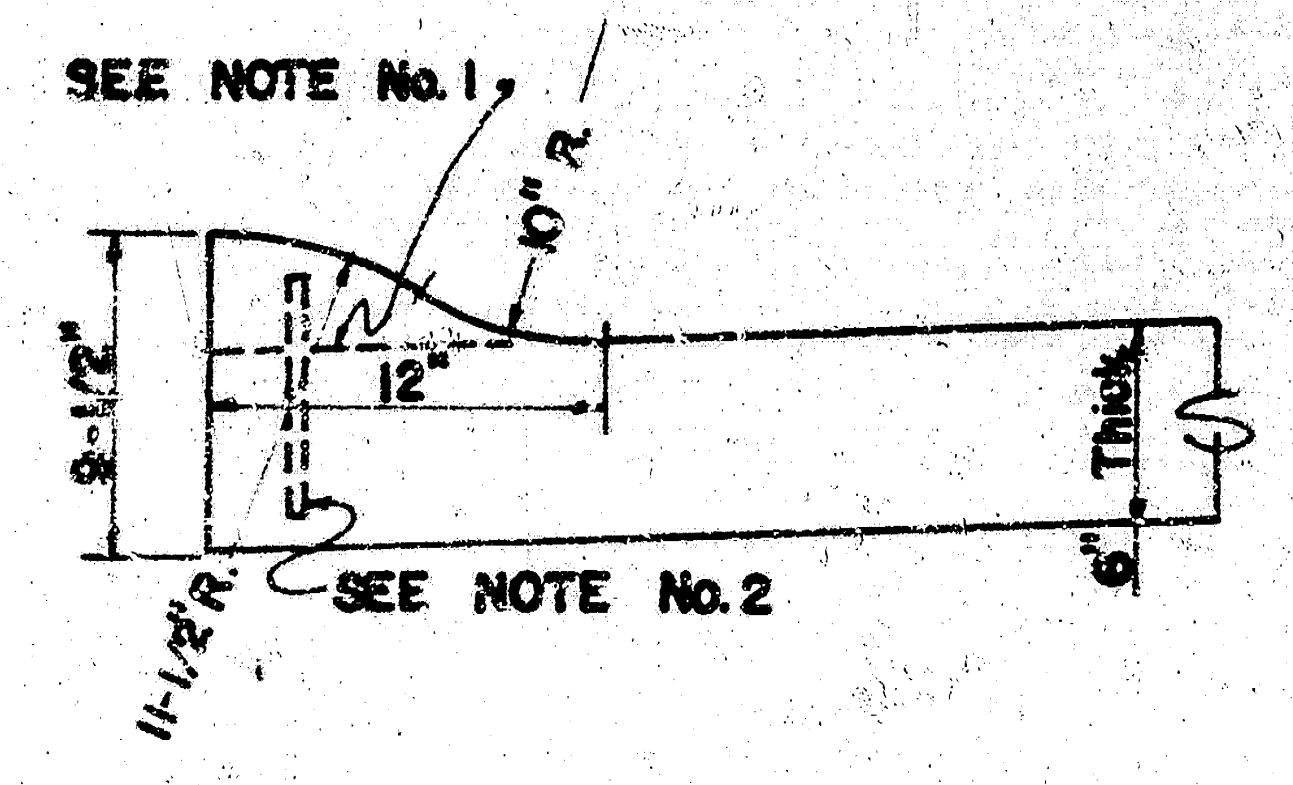
SEE NOTE No. 1
10" R
9-1/2"
12"
6" Thick
SEE NOTE No. 2
11-1/2" R

ROLL-TYPE

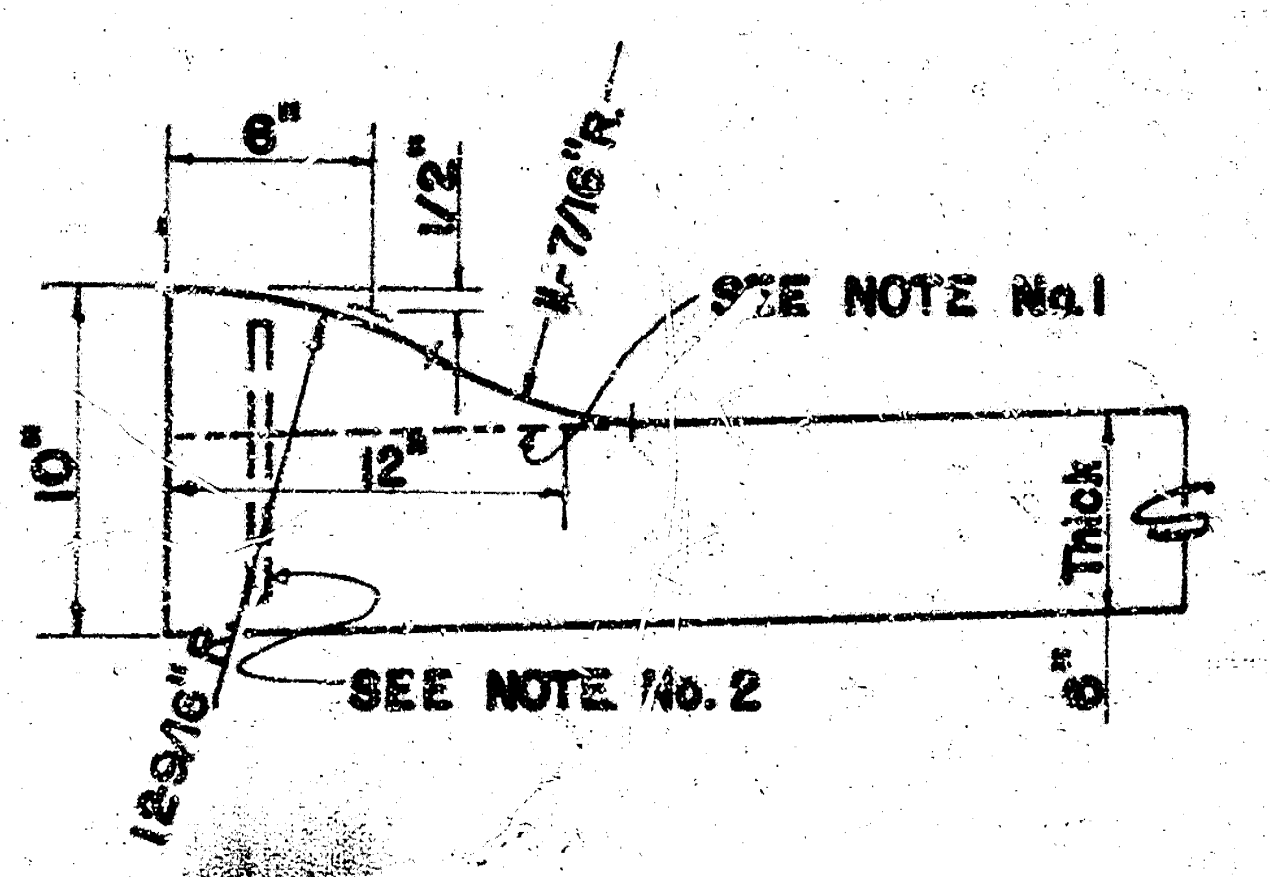
6"
1/2"
11-7/16" R.
SEE NOTE No. 1
10"
12"
6" Thick
SEE NOTE No. 2
12-9/16" R

ALTERNATE ROLL-TYPE

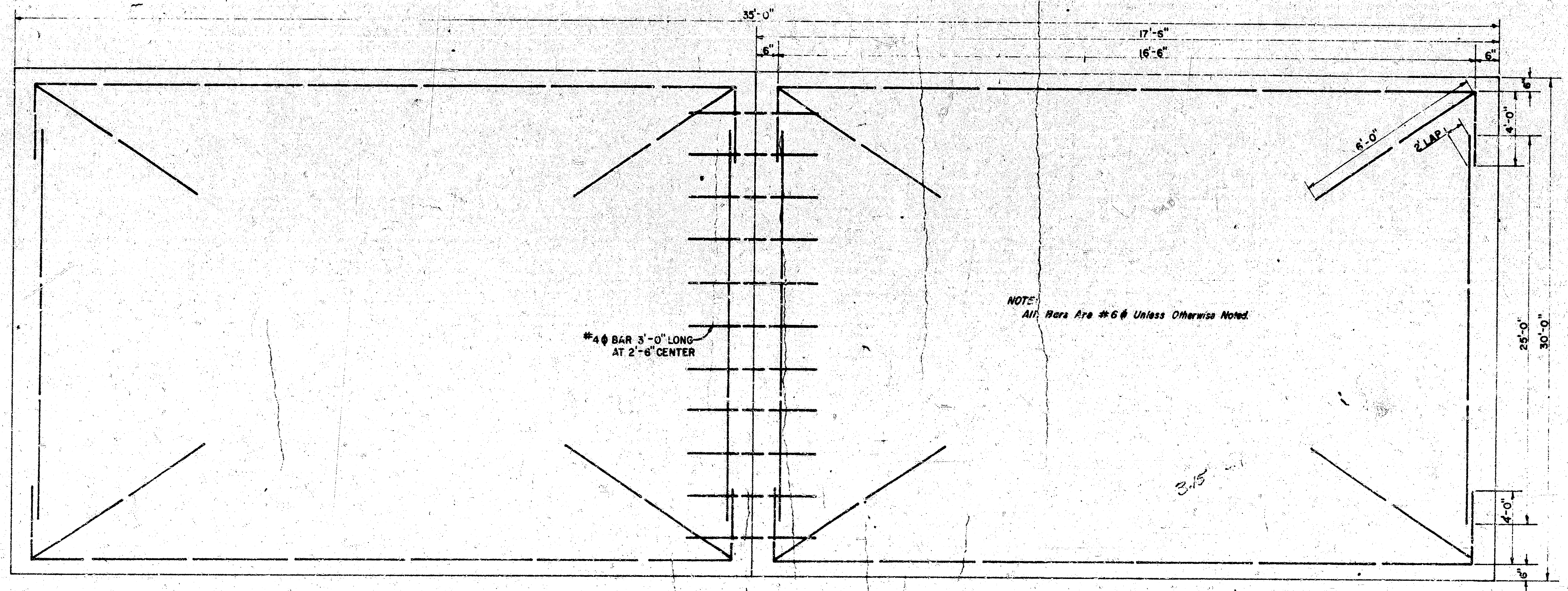
35'-0"
17'-6"
16'-6"
6"
6"
6'-0"
2' LAP
4'-0"
#4 ϕ BAR 3'-0" LONG AT 2'-6" CENTER
25'-0"
30'-0"
4'-0"
6"
3.5'

NOTE:
All Bars Are #6 ϕ Unless Otherwise Noted.

STEEL PATTERN

NO SCALE

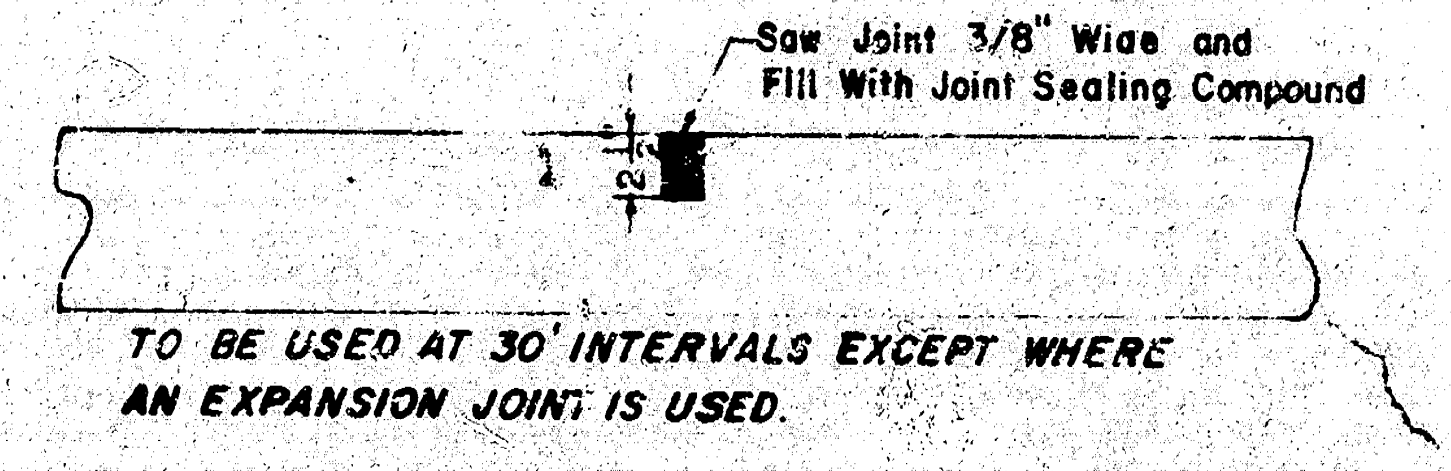
Saw Joint 3/8" Wide and Fill With Joint Sealing Compound
2"

TO BE USED AT 30' INTERVALS EXCEPT WHERE AN EXPANSION JOINT IS USED.

CONTRACTION JOINT DETAIL

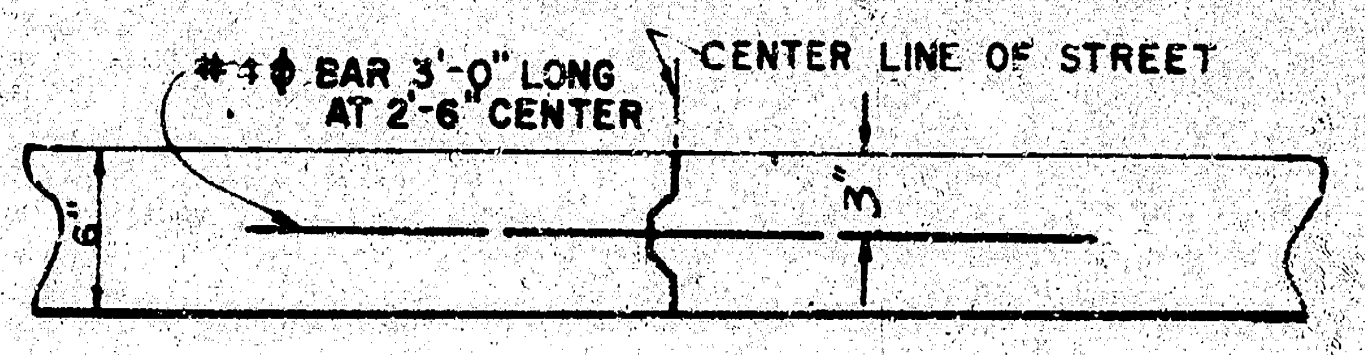
#4 ϕ BAR 3'-0" LONG AT 2'-6" CENTER
CENTER LINE OF STREET
6"
3"

KEY JOINT DETAIL

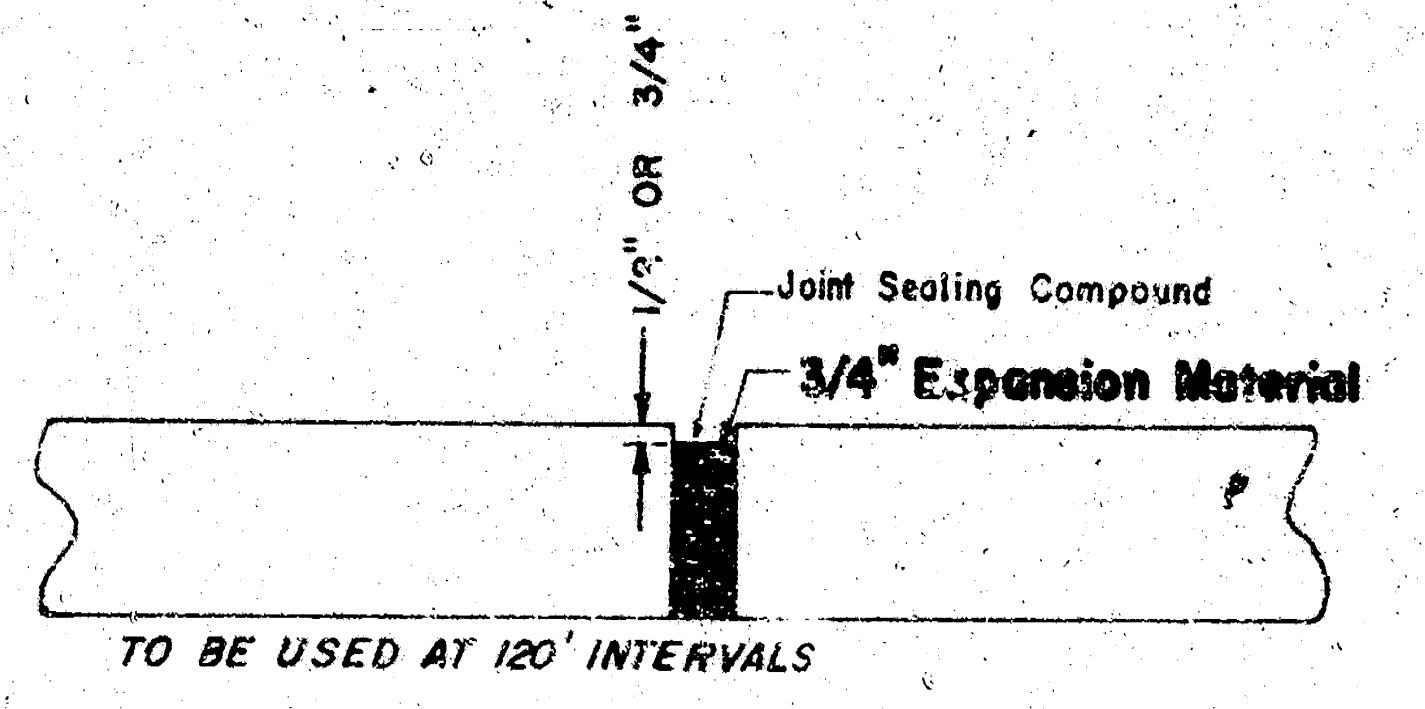
1/2" OR 3/4"
Joint Sealing Compound
3/4" Expansion Material

TO BE USED AT 120' INTERVALS

EXPANSION JOINT DETAIL

CITY OF WICHITA, KANSAS
Department of Public Works - Engineering Division
R. W. Linn City Engineer
Date: Project No.

1"=20'

B.M. 100.79 "□" cut on bk.cb.-W.end rad.-N.S. Kessler + S.S. 31st St. So.

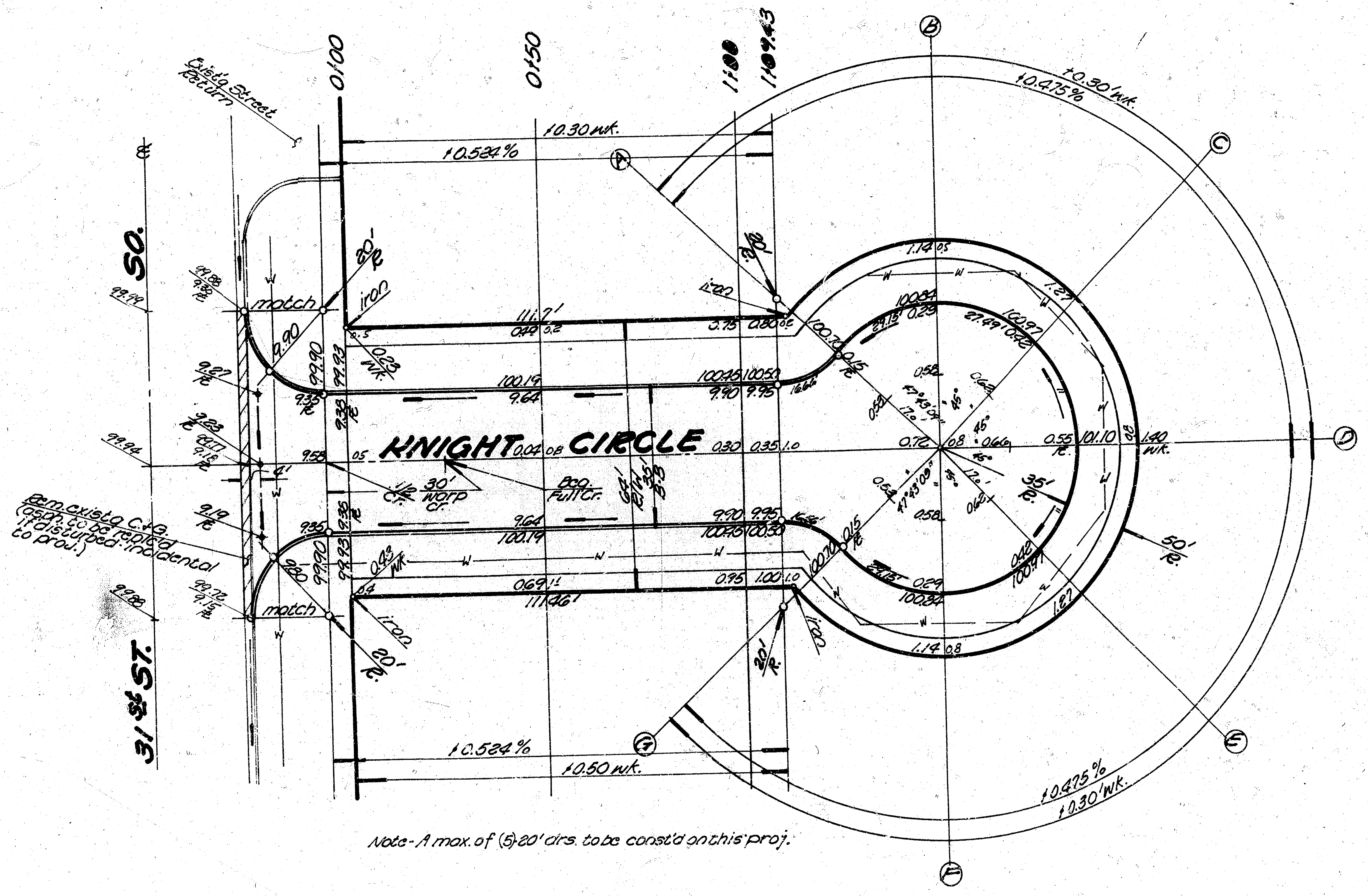
31st ST. SO.
Exist'g Street Return
0+00
0+50
1+00
1+09.43
+0.30 wk.
+0.524%
+0.50 wk.
KNIGHT CIRCLE
match
iron
20' R.
30' warp Cr.
1/2 Cr.
Beg. Full Cr.
Rem. exist'g C.+G. (asph. to be repl'c'd if disturbed incidental to proj.)
111.7'
111.46'
100.19
9.64
100.45
100.50
9.90
9.95
100.70
100.84
100.97
101.10
100.47
27.49
29.15'
47°43'09"
45°
17.0'
35' R.
50' R.
1.40 wk.
1.27
1.14
+0.475%
+0.30' wk.
A
B
C
D
E
F
G

Note - A max. of (5) 20' drs. to be const'd on this proj.

EARTHWORK QUANTITIES

	Excavation	Comp. Fill	Manipulation
Prop. =	373.6 CY +10% 37.4 " 411.0 CY	9.9 CY +10% 1.0 " 10.9 CY	947.0 SY.
City =	71.2 CY +10% 7.1 " 78.3 CY		134.0 SY 1081.0 SY

CAUTION
UNDERGROUND
UTILITIES
Please check with K. G. & E. or
Southwestern Bell
Telephone Co. for Location

~~NOTE TO FIELD ENGINEER & CONTRACTOR~~
~~Grade parking and clear right-of-way for proposed sidewalk. Compact fill in sidewalk area. TO BE CONSTRUCTED BY "OTHERS".~~

SUB-GRADE

TYPE OF SUB-GRADE TREATMENT SHALL BE DETERMINED BY THE FIELD ENGINEER. SUB-GRADE TREATMENT MAY CONSIST OF LIME TREATMENT, CEMENT TREATMENT, SUB-GRADE MODIFICATION, OR ANY COMBINATION OF THESE.

KNIGHT CIRCLE

NL. 31st Street So. to + incl. Cul-de

34' Concrete and Int. Cb.
(6" Thick)

City of Wichita, Kans

R. W. Linn ——— City Engin

Date-

Proj. No. OAKS 5
472 76 245 80553 000

R. W. LINN
3684