STATE	PROJECT NO.	YEAR	SHEET NO.	TOTAL SHEETS
KANSAS	87 N-0362-01	2007	33	48

V= 70 MPH

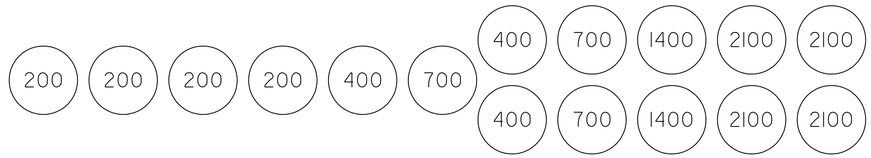

V= 65 MPH

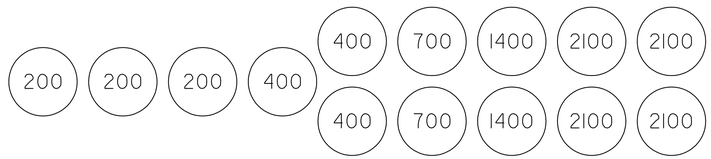

V= 60 MPH

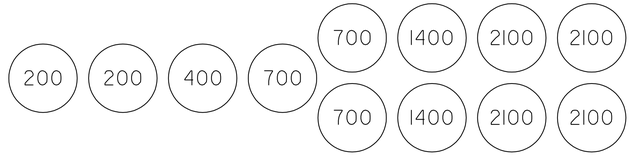

V= 55 MPH

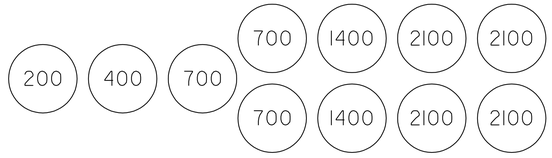

V= 50 MPH

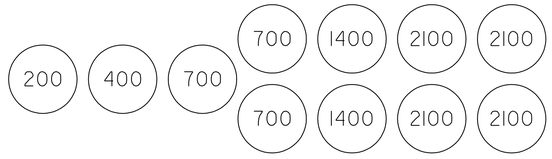

V= 45 MPH

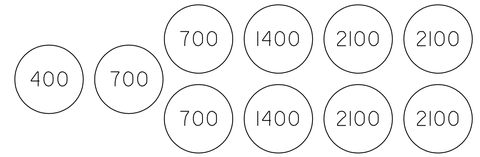

V= 40 MPH

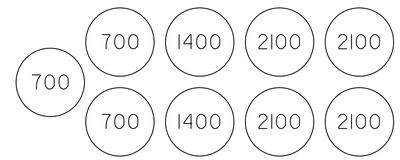

V= 35 MPH

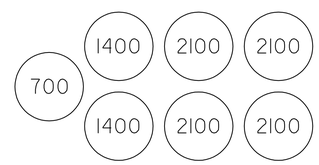

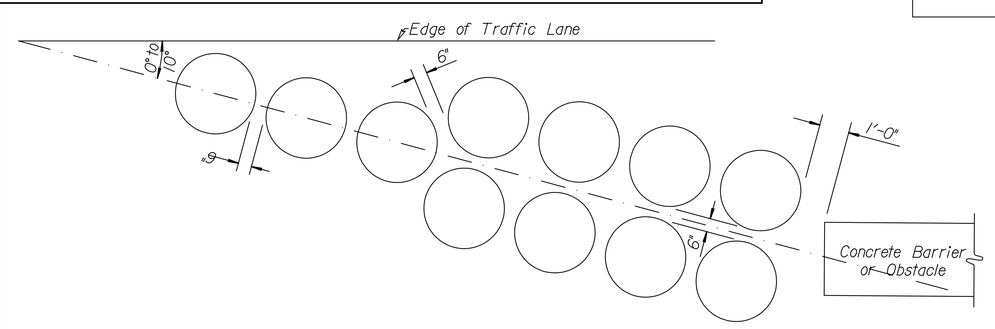

TYPICAL PLAN of INERTIAL BARRIER

GENERAL NOTE

This drawing depicts general configurations for Inertial Barrier Systems. Some project specific conditions may require variations which are designed to meet prevailing criteria.

The inertial barrier system shall consist of the units as shown for the specified design speed and all hardware and attachments.

All materials for the modules and the method of installation shall conform to the manufacturer's recommendations. The barrier system shall be installed on a flat, stable base with cross slope no steeper than 10:1.

The mixture for the modules shall meet the requirements of the KDOT Standard Specifications.

A 6" spacing between modules and one foot between the modules and the end of concrete barrier or other rigid object shall be provided.

When installed as part of project traffic control, the bid item "Inertial Barrier System" shall include the original installation and any required relocations.

Replacement modules, when required, shall be paid at the unit price per Each for the size and quantity shown. The replacement modules shall be available to replace any modules damaged while in use on the site, as directed by the Engineer. Any modules damaged by the Contractor during relocation of the Inertial Barrier System shall be replaced at the Contractors expense.

Module weights shown are in pounds.

The first module of each inertial barrier system shall have a minimum of 270 square inches of Type II High Performance retroreflective sheeting facing traffic. Either a vertically rectangular or diamond shape may be used.

Where sufficient space is available the inertial barrier system may be aligned at an angle, not to exceed 10°, in the direction of approach traffic.

No portion of the system shall encroach into the approach traffic lane.

INERTIAL BARRIER SYSTEM

Station	Side	Design Speed	Comments

J:\Civil\04223\dwg\TRAFF\rd620.dwg 05/02/2007 09:39:30 AM CST

NO.	DATE	REVISIONS	BY	APP'D
3				
2	8-03-98	Deleted system list, add 70 mph	R.J.S.	J.O.B.
1	6-16-97	Revised reflective sheeting note	R.J.S.	J.O.B.

KANSAS DEPARTMENT OF TRANSPORTATION

INERTIAL BARRIER
General Configuration

RD620 33

FHWA APPROVAL	9- 1-98	APP'D. James O. Brewer	
DESIGNED	DETAILED	QUANTITIES	TRACED Bowser
DESIGN CK.	DETAIL CK.	QUAN.CK.	TRACE CK. Seltz