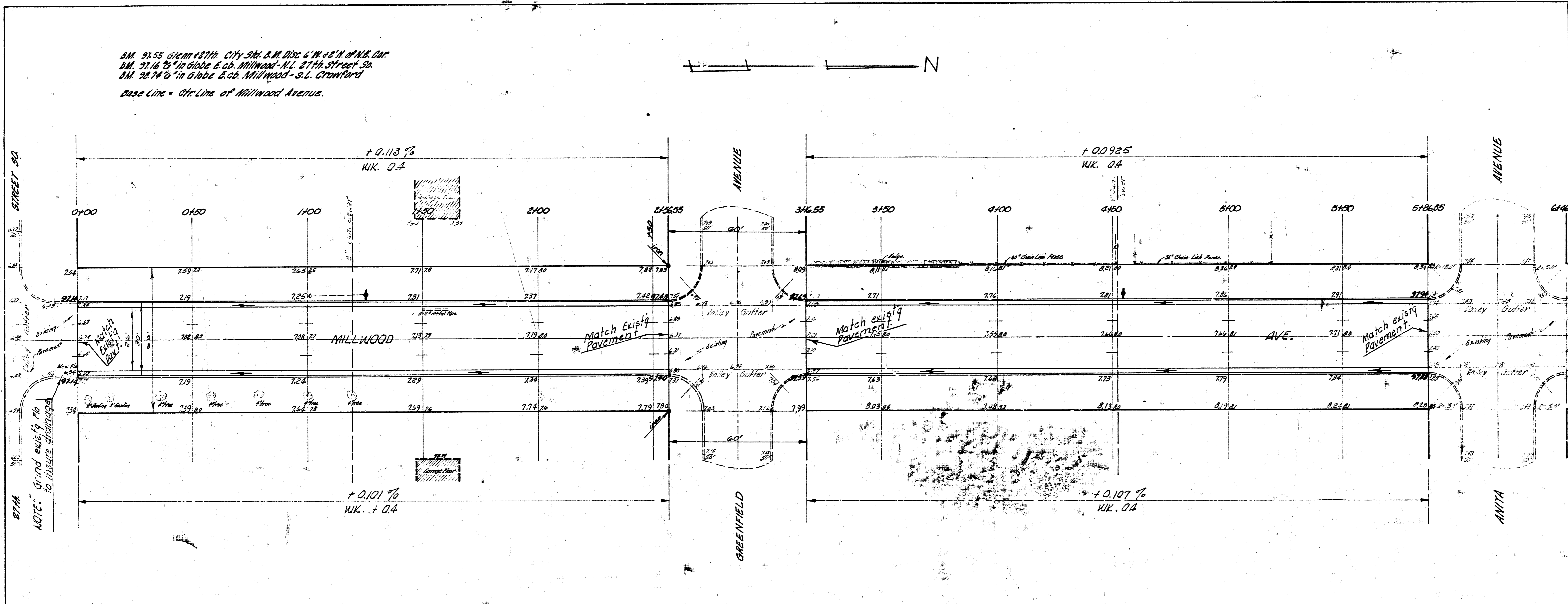




2M. 31.55' 6" x 11' 4" 1/2" CITY 5th & M. Div. 4" x 6" x 1/2" W.A.E. Box
 1M. 31.14' 5" 1/2" x 11' 4" 1/2" W.A.E. Millwood - N.L. 27th Street So.
 1M. 30.14' 5" 1/2" x 11' 4" 1/2" W.A.E. Millwood - S.L. Crawford
 Base Line = Ch. Line of Millwood Avenue.




NOTE: Grind existing to assure drainage.

EARTH WORK	
Excavation	
City	Prop.
0.0	1124.4
	+ 10%
0.0	112.4
	1236.8 Cu. Yds.

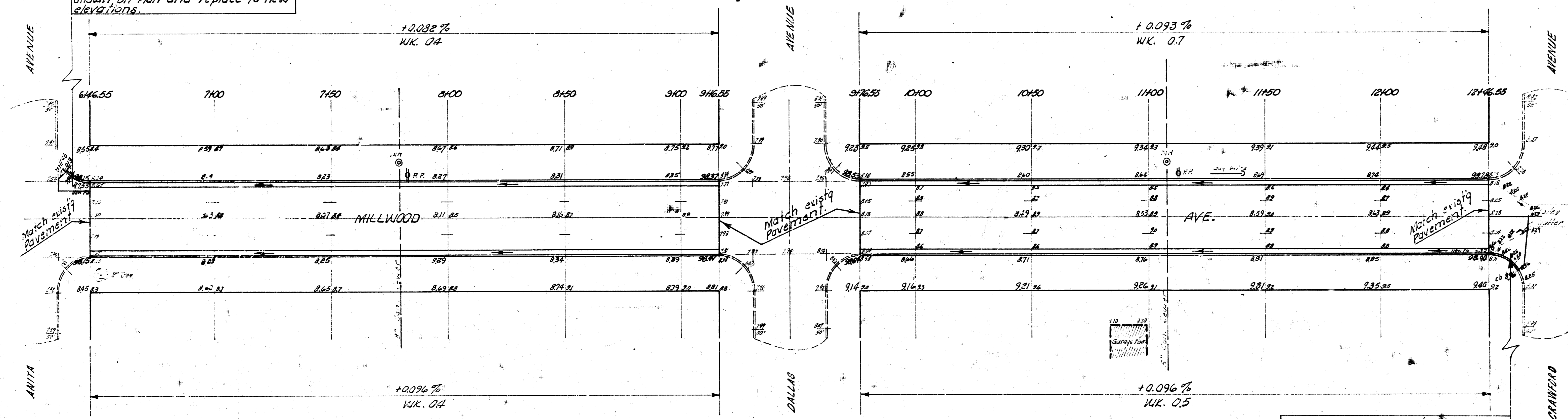


MILLWOOD AVENUE
 N.L. 27th STREET SO - S.L. CRAWFORD AVE.
 26-2-30 ASPHALTIC CONCRETE
 CITY OF WICHITA, KANSAS
 B.E. SMITH CITY ENGINEER
 DATE: APRIL 1959. PROJ. NO. C19-34





NOTE TO FIELD ENG. & CONTRACTOR:
Saw and remove existing pavement as
shown on Plan and replace to new
elevations.



NOTE TO FIELD ENG. & CONTRACTOR:
Saw and remove existing Pavement as
shown on Plan and replace to new
elevations.

MILLWOOD AVENUE
SHEET 2/4
C19-24