



1230 E. Corch Basin about
1236 1/2" storm sewer grade east gutter
1237 Begin broken sidewalk East
1238 Begin raised curb gutter West
1239 End broken sidewalk East
1240 End raised curb gutter West
1241 Begin raised curb sidewalk West
1242 End raised curb sidewalk West
1243 E. drive about 500
1244 Begin opening in curb West
1245 End opening in curb West
1246 E. Corch Basin about



Remove of Balboa
C&G gutter - 3/4" x 3/4"
to 4" x 1/2" West side
-0.15%
3475
H.P.
C&G 1/2" x 3/4"
NOTE: Field Engineer to check
drainage sub-subs to thru
Local Side Ohio.

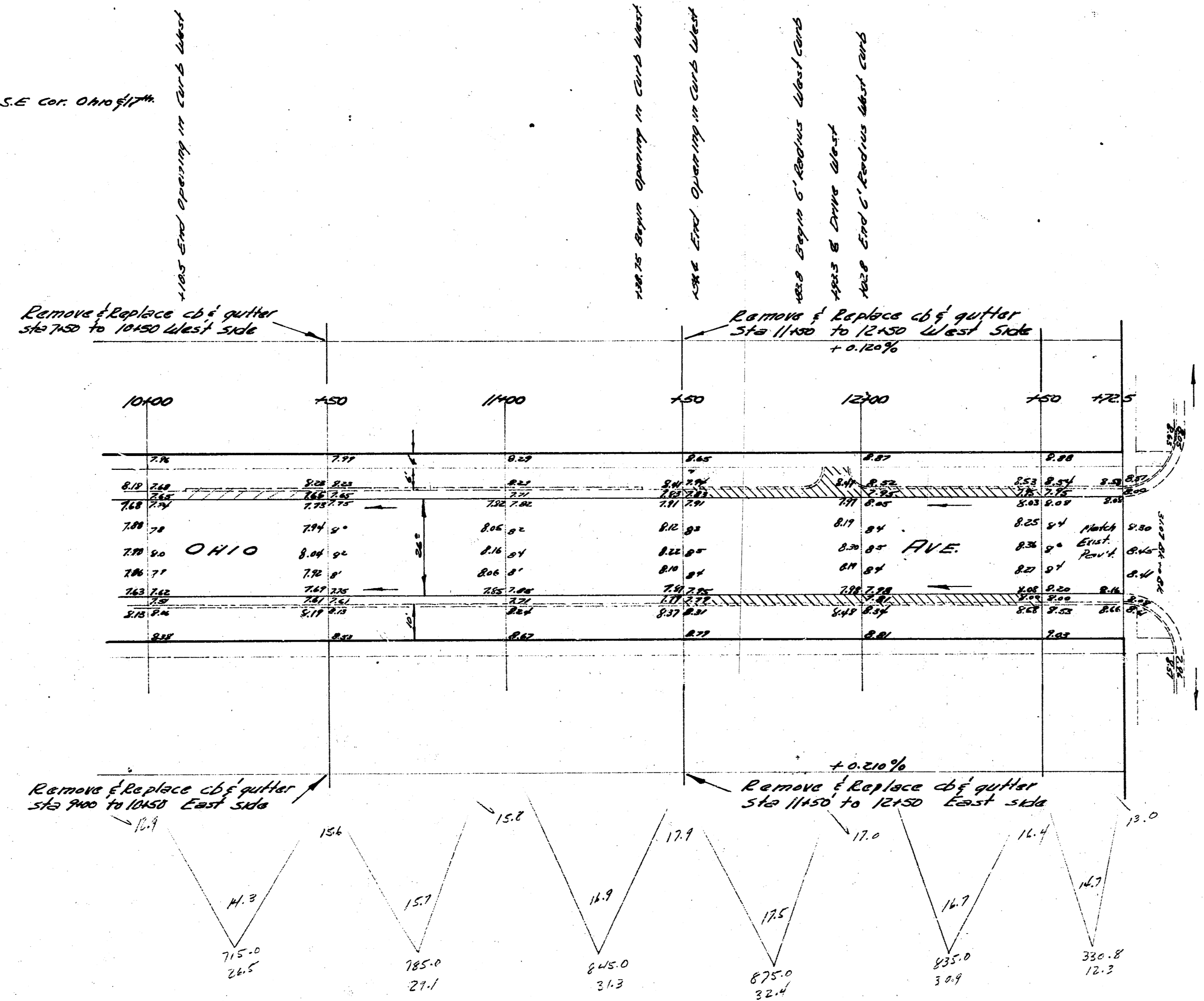
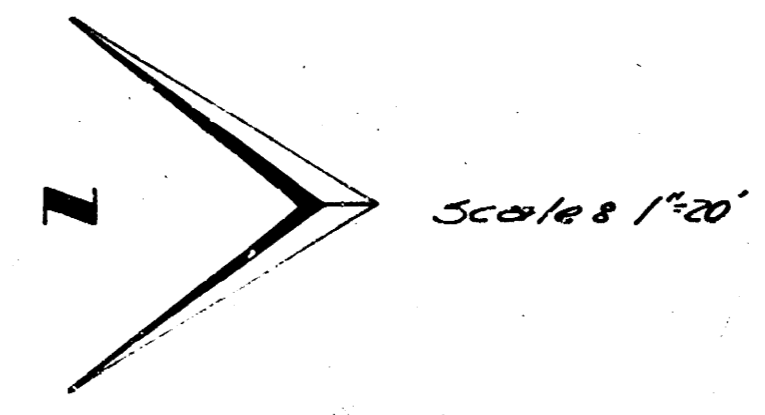
B.M. 8 118.75 NO. CORNER SEAB PARCH NORTH SIDE - 1225 OHIO
NOTE: CHAINING SOUTH TO NORTH ON EAST RD.

OHIO AVE.
N.L. 15th TO S.L. 17th
26' CONC.
CITY OF WICHITA
B.E. SMITH CITY ENGINEER
JUNE '53 PROJ. NO. C15-60



1247

B.M. 11800 - S.E. Corner Intersection Walk - S.E. cor. Ohio St.



OHIO AVE.
N.L. 15th TO S.L. 17th

(36)

1 2 3 4