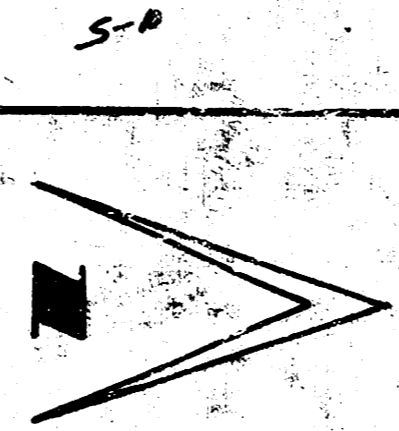

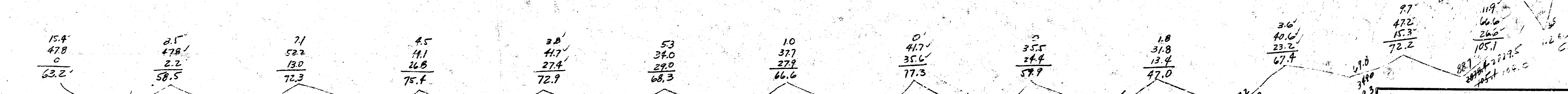
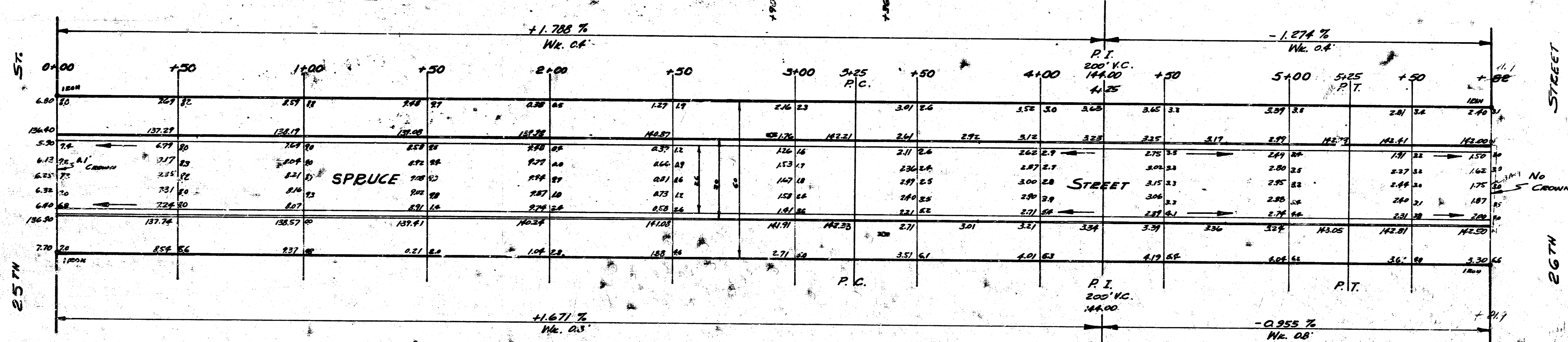


B.M. 144.59 STANDARD SE COR. 25TH & GENE  
 B.M. 144.60 NE COR. CONC. PAV. PART OF 26TH N. SPRUCE

STATIONING ON E



Exc.  
 Prop. City  
 1425.0  
 0  
 +10.0  
 1610.0 on this.



**SPRUCE**  
 N. 25TH TO S. 1 26TH  
 26-2-30 AC.  
 CITY OF WICHITA KANSAS  
 L.K. WHITE CITY ENGINEER  
 JUNE 1952 Prop. No. C11-347