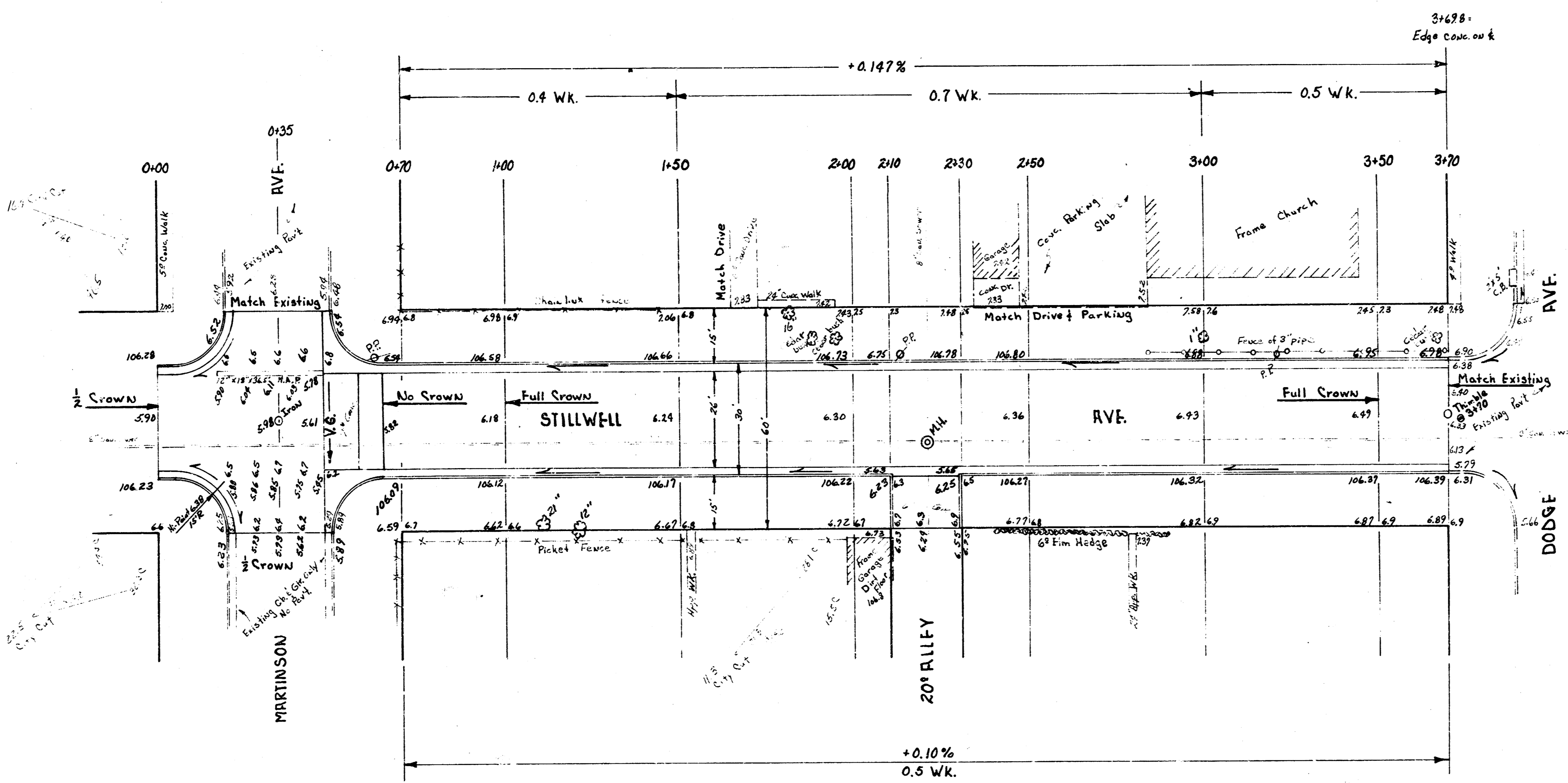




B.M. 16711 'G' in Globe, N.E. end ret., N.E. cor. Dodge & Stillwell.
 B.M. 10630 'G' in Globe, W. end ret., N.W. cor. Seneca & Stillwell.



EXCAVATION TOTALS

CITY:	PROP:
1573 Cu. Yds. Cut	210 Cu. Yds. Cut
1070 15 B	1170 21 B
1736 Cu. Yds. Cut	341.0 Cu. Yds. Cut



STILLWELL AVE.
 W.L. MARTINSON ~ W.L. DODGE
 26-2-30 A.S.
CITY OF WICHITA, KANSAS
 B.E. SMITH CITY ENGINEER
 DATE: MAR., 1959 PROJ. NO. S18-159

1/2

CHAS. J. BROWN, INC.
 CIVIL ENGINEERS
 1001 SW 10th St.
 LAWRENCE, KANSAS