

63-Y

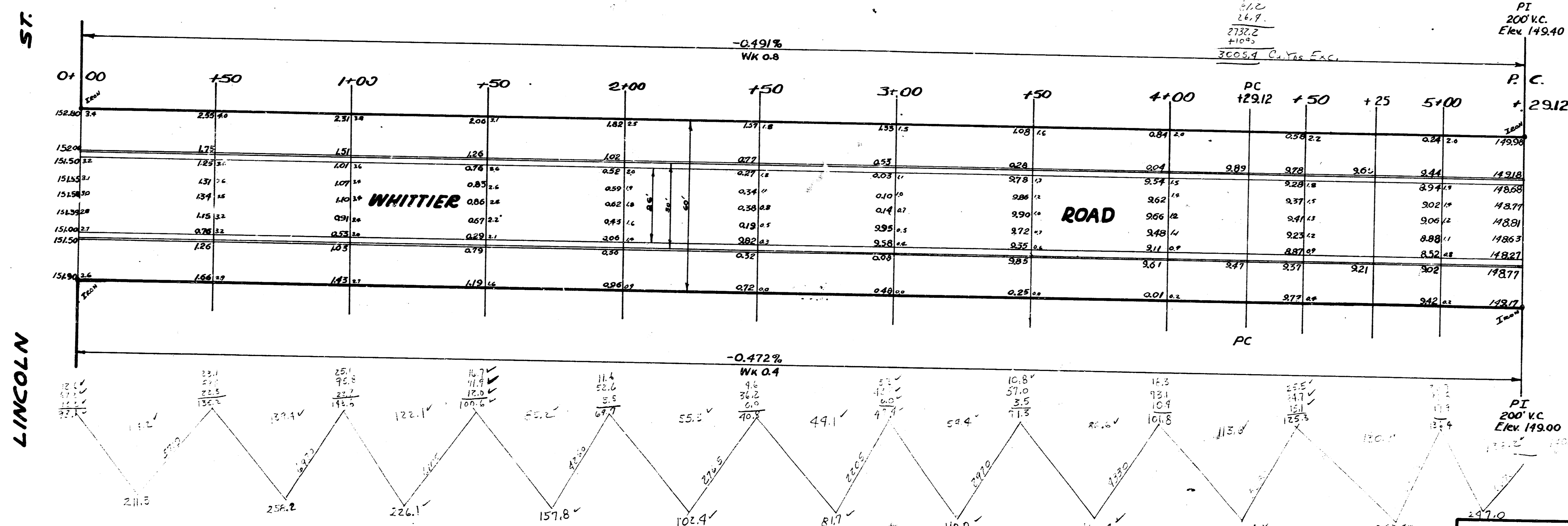
B.M. 14691 Top 60" SPIKE IN TOP HEADS PAV @ 1/4 Sec. Cor. SE COR. ENTR. RD. 67'

STATIONING ON W/E




TOTALS


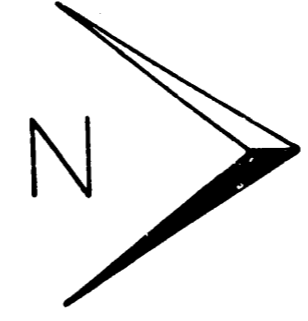
City	PROPERTY
0.0	241.5
	252.1
	226.1
	157.8
	102.9
	21.7
	110.0
	160.9
	210.9
	297.9
	297.0
	215.7
	173.9
	151.5
	151.1
	160.0
	16.9
	2732.2
	210.0
	3005.9



LINCOLN ST

WHITTIER
 N.L. LINCOLN TO S.L. WATSON LANE
 26-2-30 A.C.
 CITY OF WICHITA KANSAS
 L.K. WHITE CITY ENGINEER
 APRIL 1952 Proj. No. C12-11





WHITTIER

2/2