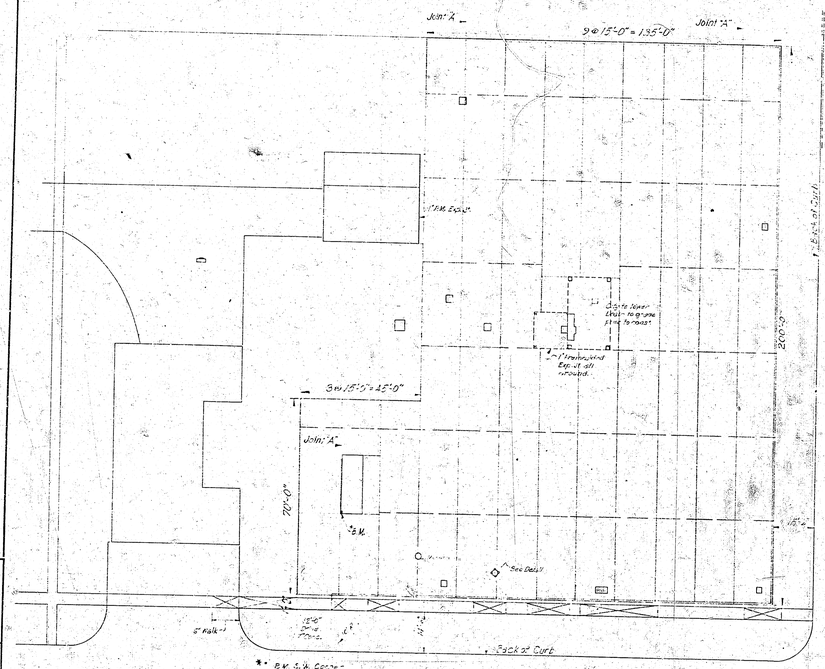

GENERAL PLAN



TYPICAL SLAB REINFORCING LAYOUT
(All Reinforcing #4 Bars)

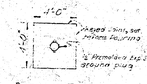

DETAIL AT FIREPLUG

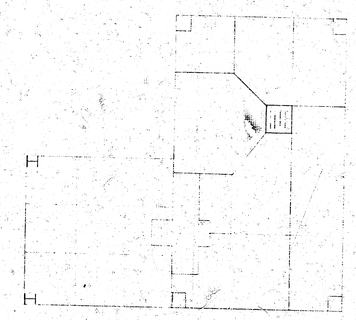

JOINT LAYOUT, SLAB IN TOWER BASE
(4" Slab)



TYPICAL LONGITUDINAL JOINT

LONGITUDINAL JOINT "A"
Adjacent to Outside Slab Only.

Longitudinal or Transverse Joint
Transverse Sawed Joint

Sidewalk to be replaced
(4" except as noted)

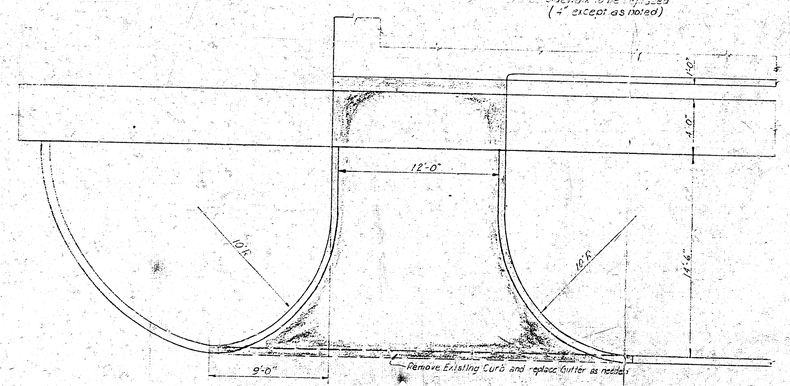

DETAIL OF 12' ENTRANCE DRIVE
Total Area Approx. 325 Sq. Ft.
Length of Curb Approx. 40.0 Lin. Ft.

SURV.	RCT	HVN	PLOT.	1"=1'	
DES.		DR.	L.R.C.	TR.	CKD.	APR.

CITY OF WICHITA, KANSAS
REPAIRS, ALTERATIONS AND ADDITIONS TO
FIREMEN'S TRAINING AREA

R. S. DELAMATER CONSULTING ENGINEER WICHITA, KANSAS	DATE August, 1956 SCALE	DWG. NO. 70-H-1