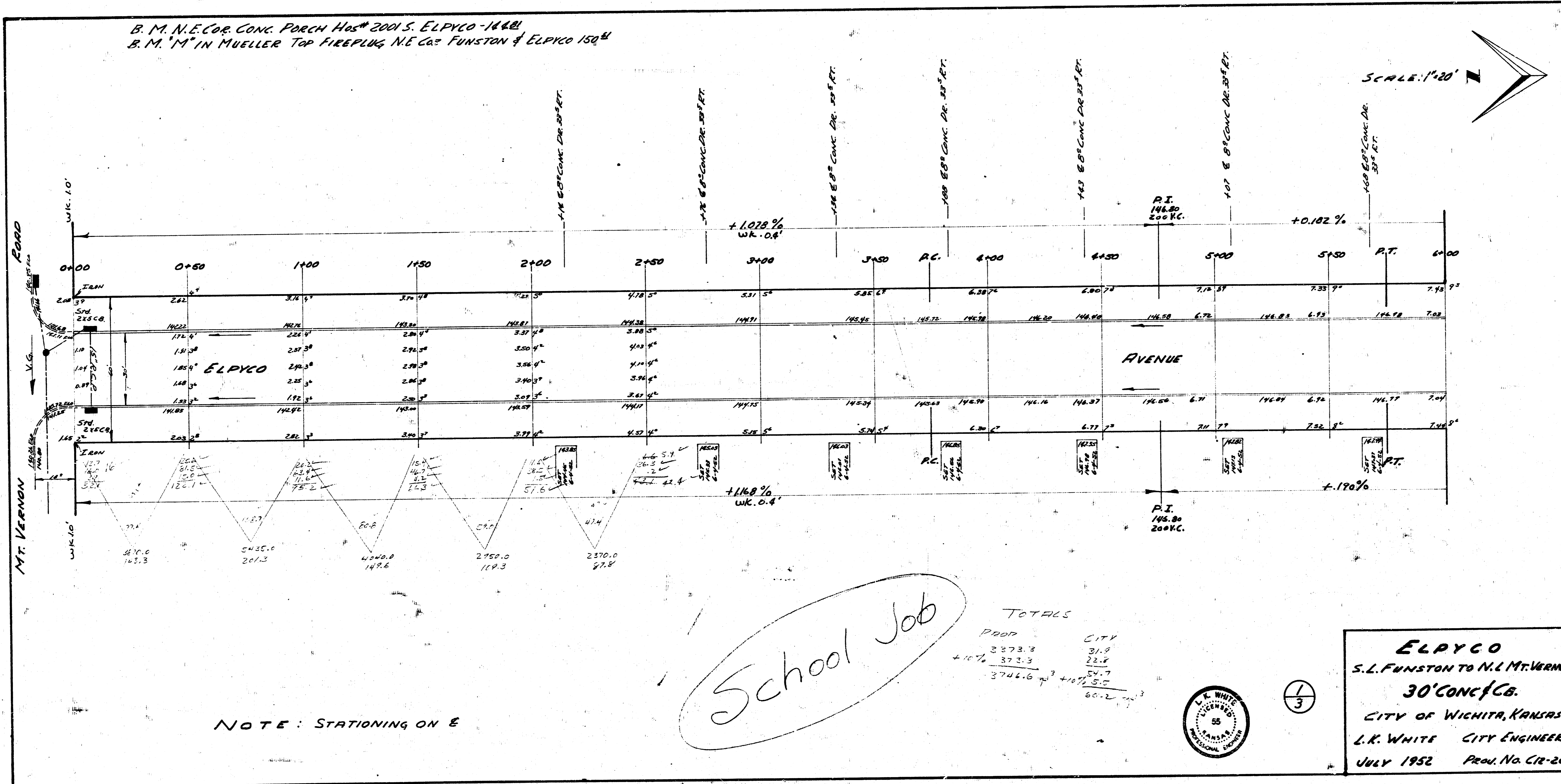
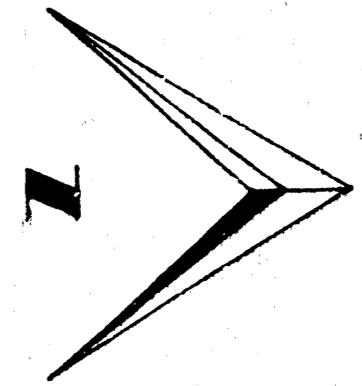


B. M. N.E. COR. CONC. PORCH HAS<sup>#</sup> 2001 S. ELPYCO - 144.81  
 B. M. 14" IN MUELLER TOP FIREPLUG N.E. COR. FUNSTON & ELPYCO 150.41

SCALE: 1"=20'




NOTE: STATIONING ON E

School Job

TOTALS

PROP	CITY
3373.3	31.8
+10% 373.3	22.8
3746.6	54.7
	+10% 5.7
	60.2



1/3

**ELPYCO**  
 S.L. FUNSTON TO N.E. MT. VERNON  
 30' CONC. C.B.  
 CITY OF WICHITA, KANSAS  
 L.K. WHITE CITY ENGINEER  
 JULY 1952 PROJ. NO. C12-20

B. M. "M" IN MUELLER TOP FIREPLUG N.E. COR. FUNSTON & ELPYCO-150'

SCALE: 1"=20'

