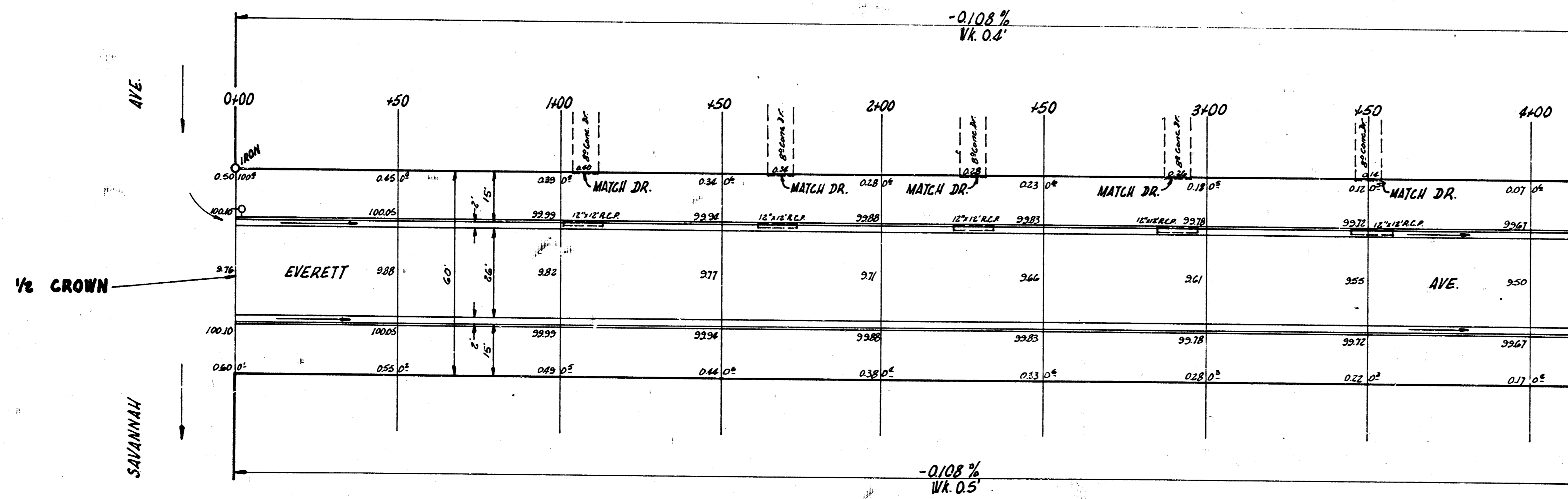


B.M. 103514 STD. 3' E. N.E. COR. MERIDIAN & PAVNEE
 B.M. 10159 N.E. COR. CONC. PORCH - 1st Hd. N. OF SAVANNAH N.S. EVERETT


CHAIN N. ON W. R. FOR BASE LINE



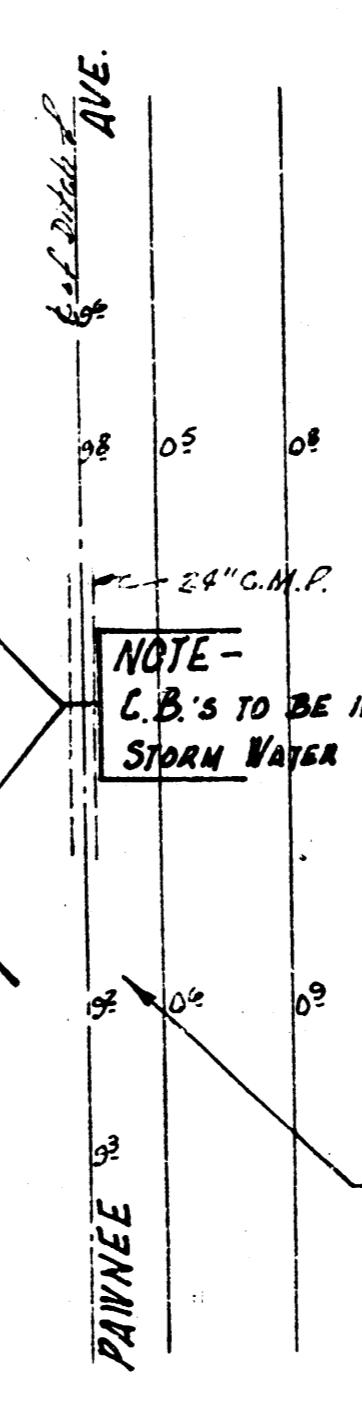
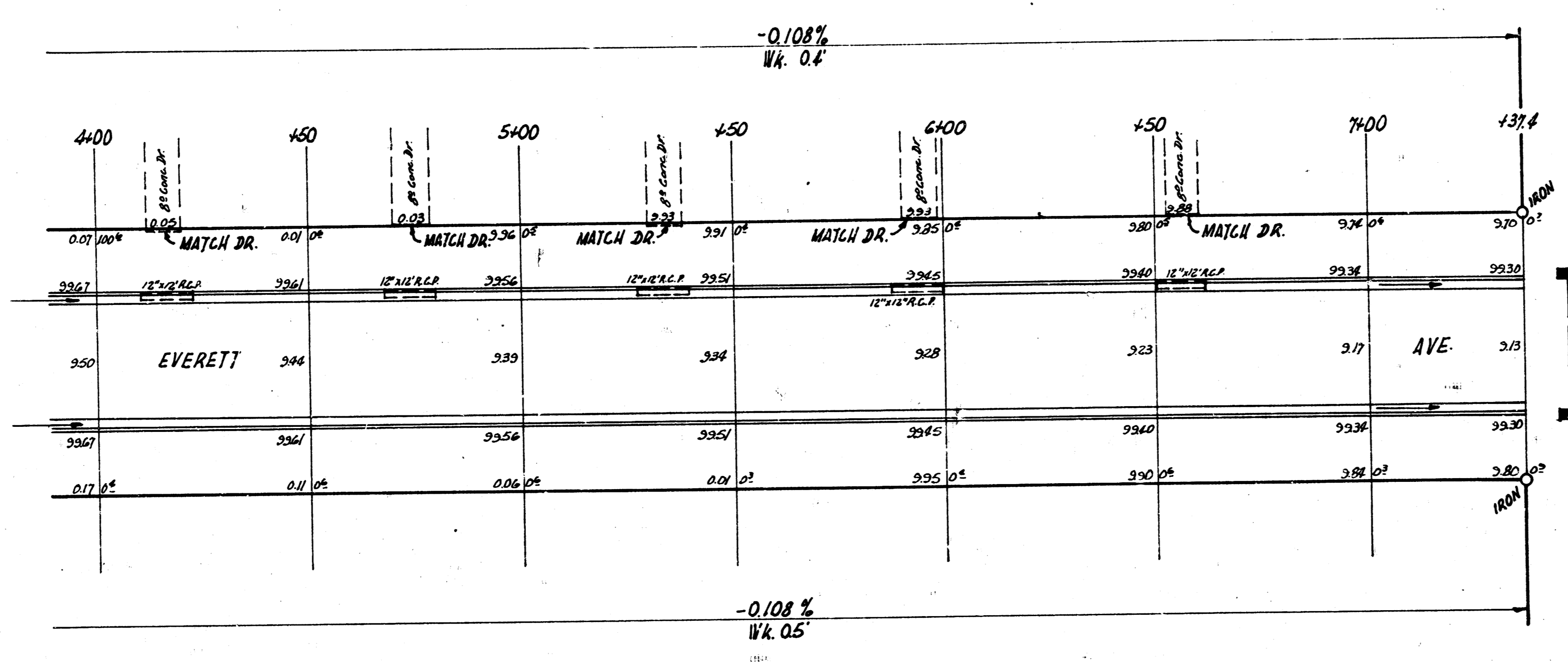
GREEN
12
11
10
9
8
7
6
5
4
3
2
1

NOTE TO FIELD ENGINEER & CONTRACTOR
 ALL ENTRANCE PIPES ARE TO BE DISPOSED OF
 IN ACCORDANCE WITH CITY DIRT CHECKER'S
 INSTRUCTIONS.

3



EVERETT AVE
 N.L. SAVANNAH - S.L. PAVNEE
 26-2-30 A.C.
 CITY OF WICHITA, KANS.
 B.E. SMITH CITY ENGINEER
 OCT. 1955 PROJ. NO. C14-243



NOTE -
C.B.'s TO BE INSTALLED IN CONNECTION WITH
STORM WATER SEWER #62, PROJ. NO. 625-27

NOTE TO FIELD ENGINEER:
Construct dirt sand hookup, lower C.M.P.
and add additional pipe if needed, and
deepen ditch 400' East for flow from pipe

2/3

EVERETT AVE.
PROJ. NO. C14-243