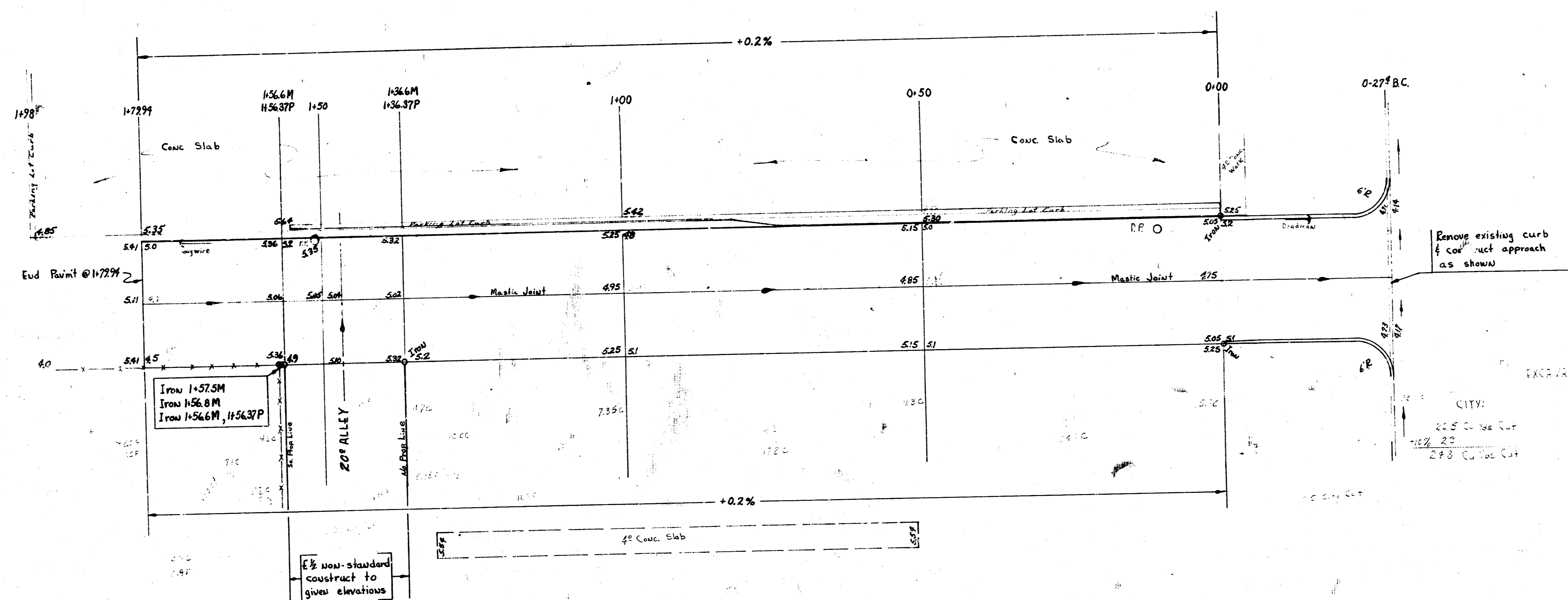
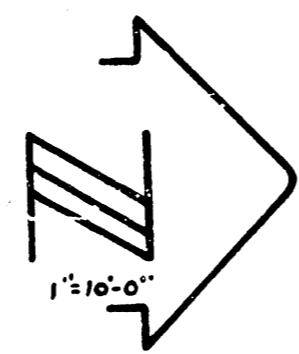


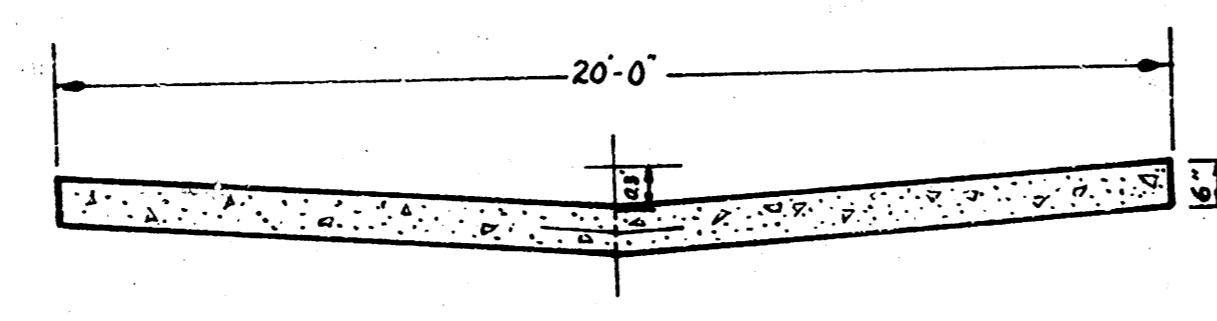
B.M. 12543 N.E. Cor. Conc. Porch No. 2127 No. Piatt



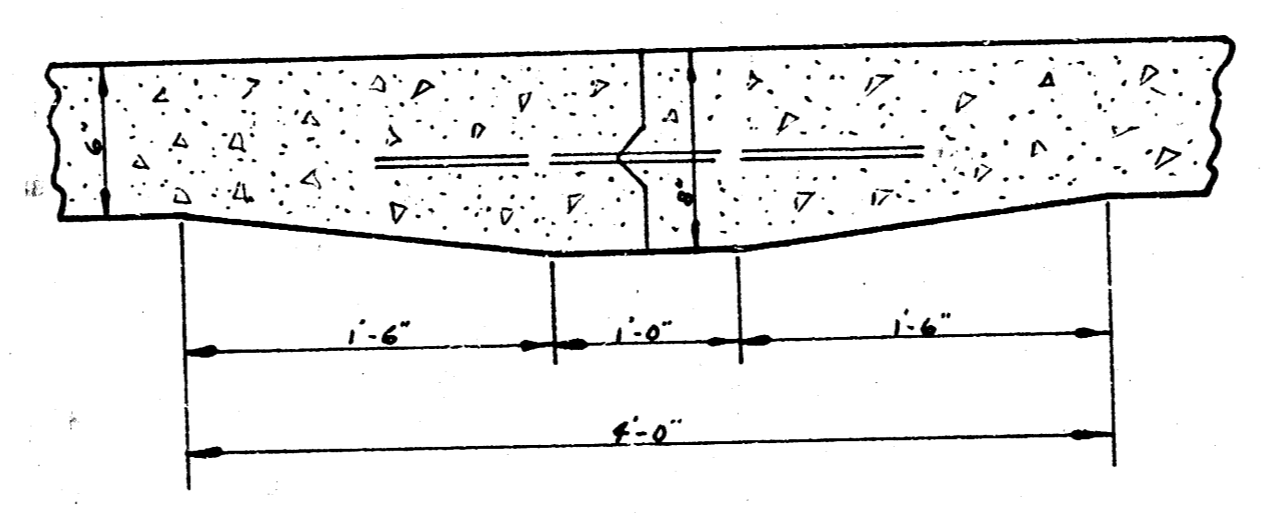


EXCAVATION

CITY	PROP.
22.5' Conc. Cut	20.5' Conc. Cut
22.2' Conc. Cut	21.0' Conc. Cut
27.0' Conc. Cut	27.0' Conc. Cut
22' Conc. Full	22' Conc. Full
27.0' Conc. Full	27.0' Conc. Full

1/2" non-standard construct to given elevations



TYPICAL SECTION  
(Exception at Warped Sections)  
No Scale



DETAIL OF MASTIC KEY JOINT  
No Scale



ALLEY BTWN PIATT & MADISON  
SL. 21<sup>st</sup> to 17799 FT. 50.  
20" CONC.-6"  
CITY OF WICHITA, KANSAS  
B.E. SMITH CITY ENGINEER  
DATE SEPT. 1958 PROJ. NO. C18-136

Submitting to the City Engineer for his approval and signature.  
 B.E. SMITH  
 Professional Engineer  
 Kansas  
 No. 428