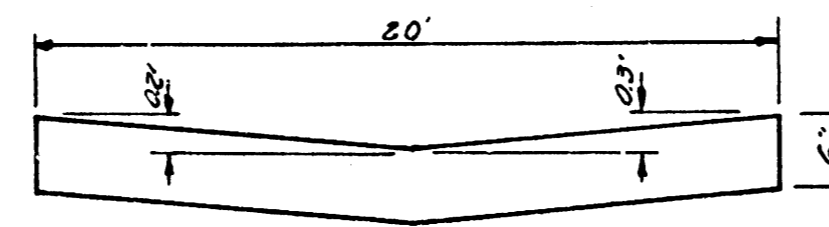
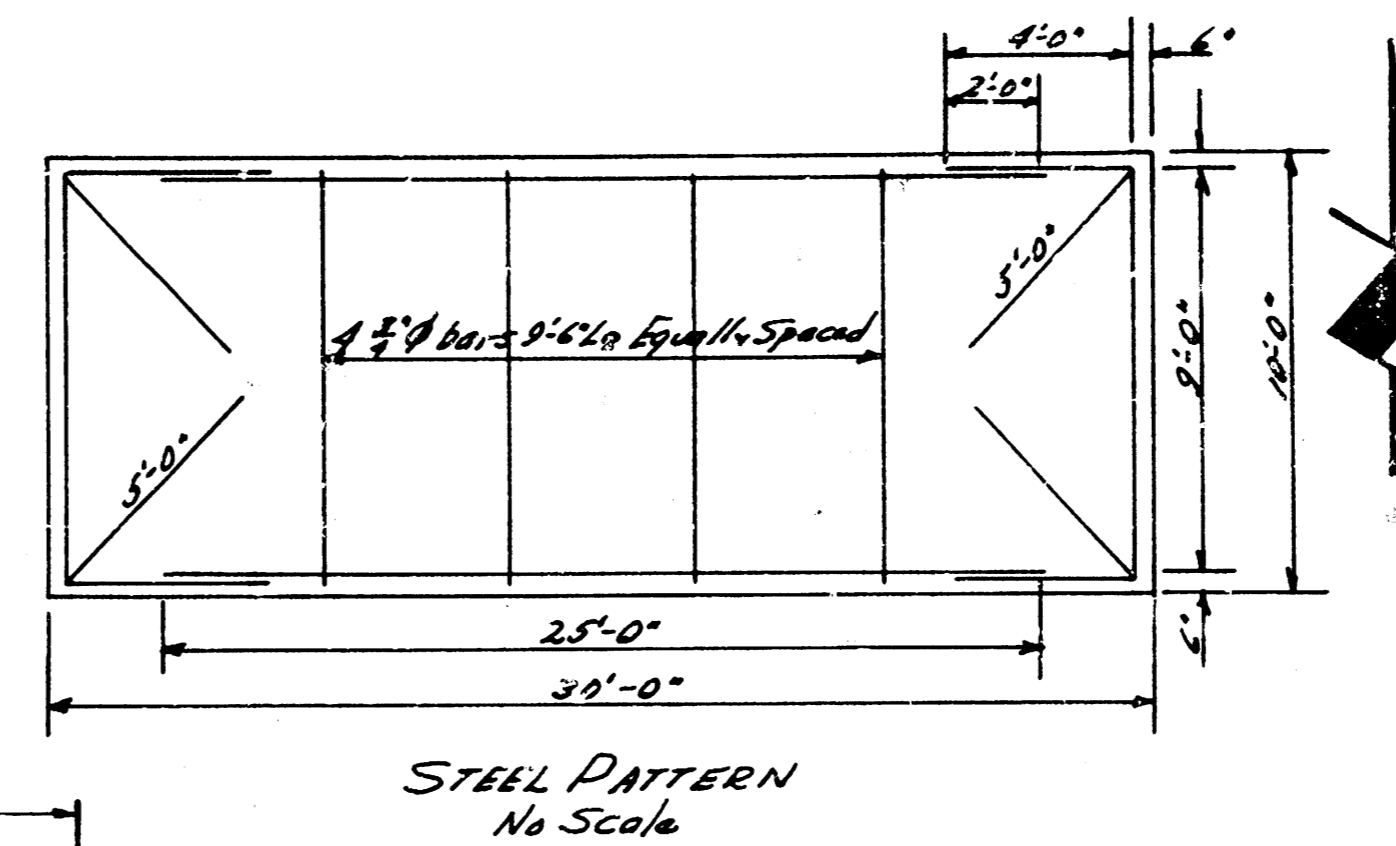


B.M. 100.69 S.W. cor. conc. step No. #2418 Victoria  
 B.M. 99.68 7" in Troy fire plug N.W. cor. Greenwood & Pawnee

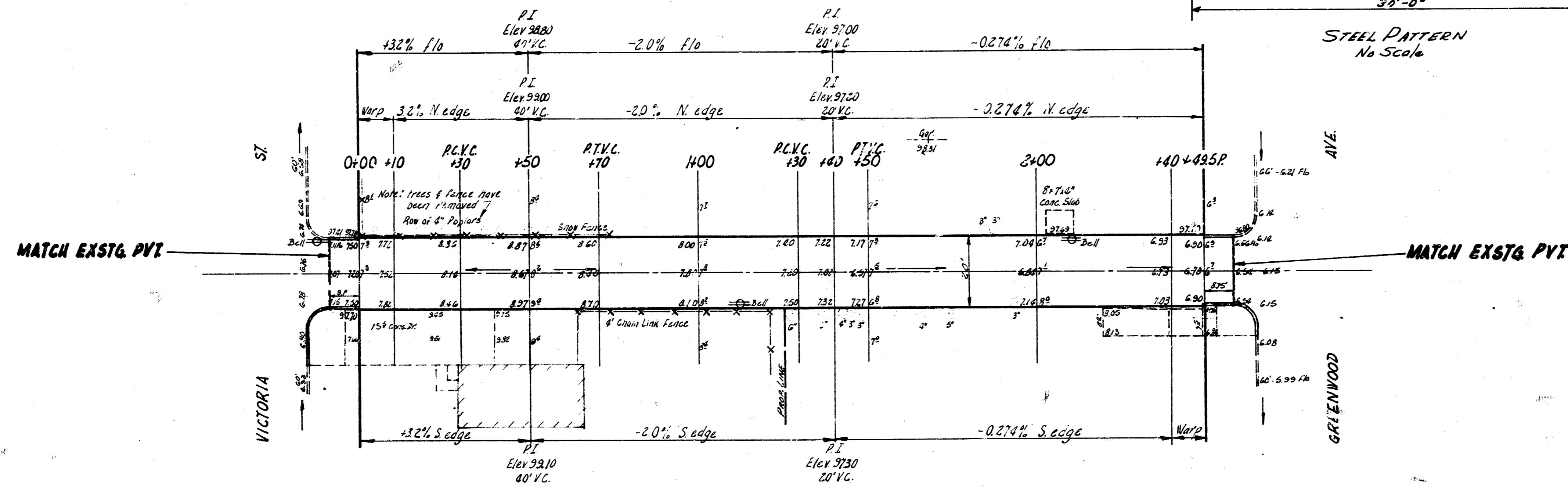
Sta. on E



TYPICAL SECTION FROM STA 0+10 TO STA 2+40  
 NOT TO SCALE



STEEL PATTERN  
 No Scale



100  
 101  
 102  
 103  
 104  
 105  
 106  
 107  
 108  
 109  
 110  
 111  
 112  
 113  
 114  
 115  
 116  
 117  
 118  
 119  
 120  
 121  
 122  
 123  
 124  
 125  
 126  
 127  
 128  
 129  
 130  
 131  
 132  
 133  
 134  
 135  
 136  
 137  
 138  
 139  
 140  
 141  
 142  
 143  
 144  
 145  
 146  
 147  
 148  
 149  
 150  
 151  
 152  
 153  
 154  
 155  
 156  
 157  
 158  
 159  
 160  
 161  
 162  
 163  
 164  
 165  
 166  
 167  
 168  
 169  
 170  
 171  
 172  
 173  
 174  
 175  
 176  
 177  
 178  
 179  
 180  
 181  
 182  
 183  
 184  
 185  
 186  
 187  
 188  
 189  
 190  
 191  
 192  
 193  
 194  
 195  
 196  
 197  
 198  
 199  
 200

ALLEY 50' OF PAWNEE  
 E.L. VICTORIA - W.L. GREENWOOD  
 20'-6" CONC.  
 CITY OF WICHITA, KANS.  
 B.E. SMITH CITY ENGINEER  
 JUNE 1956 PROJ. NO. C15-201

1 14 2 13