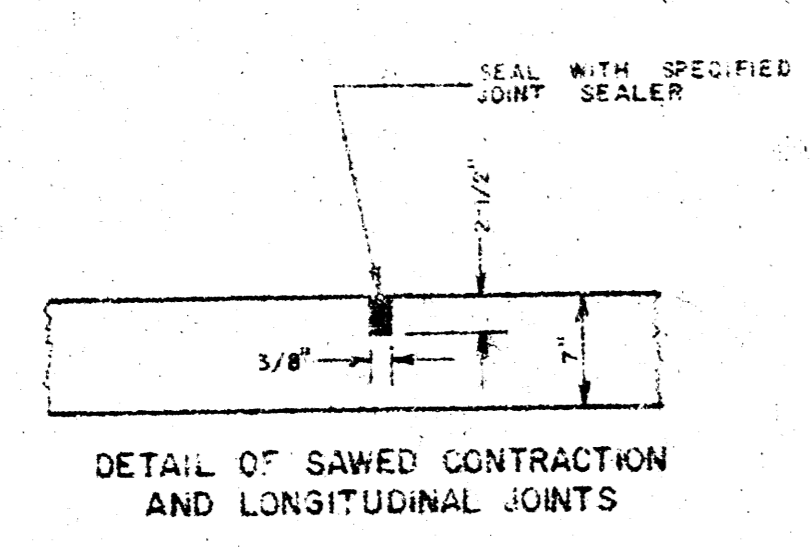


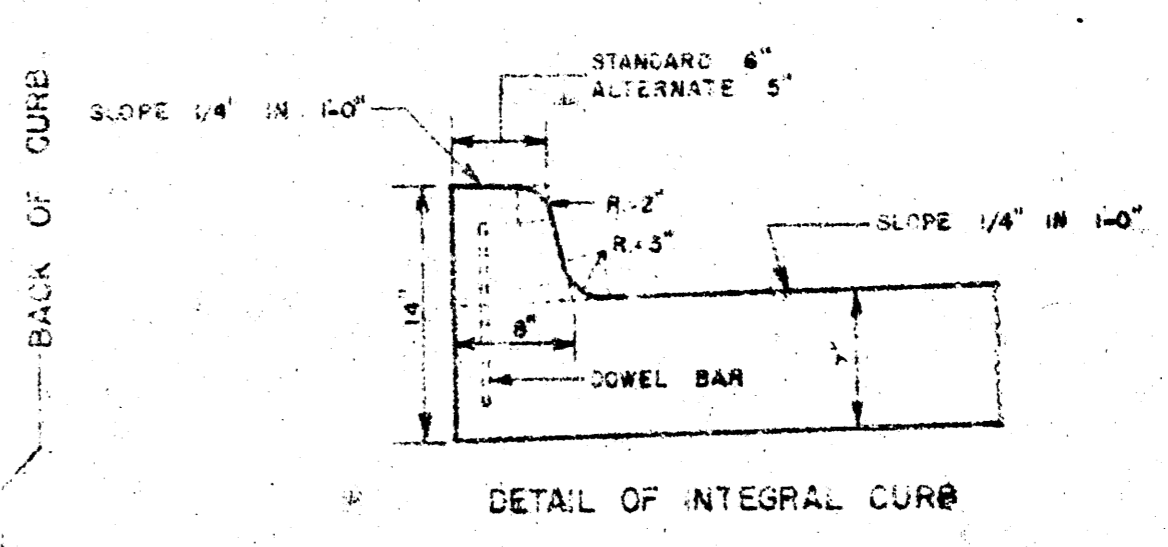
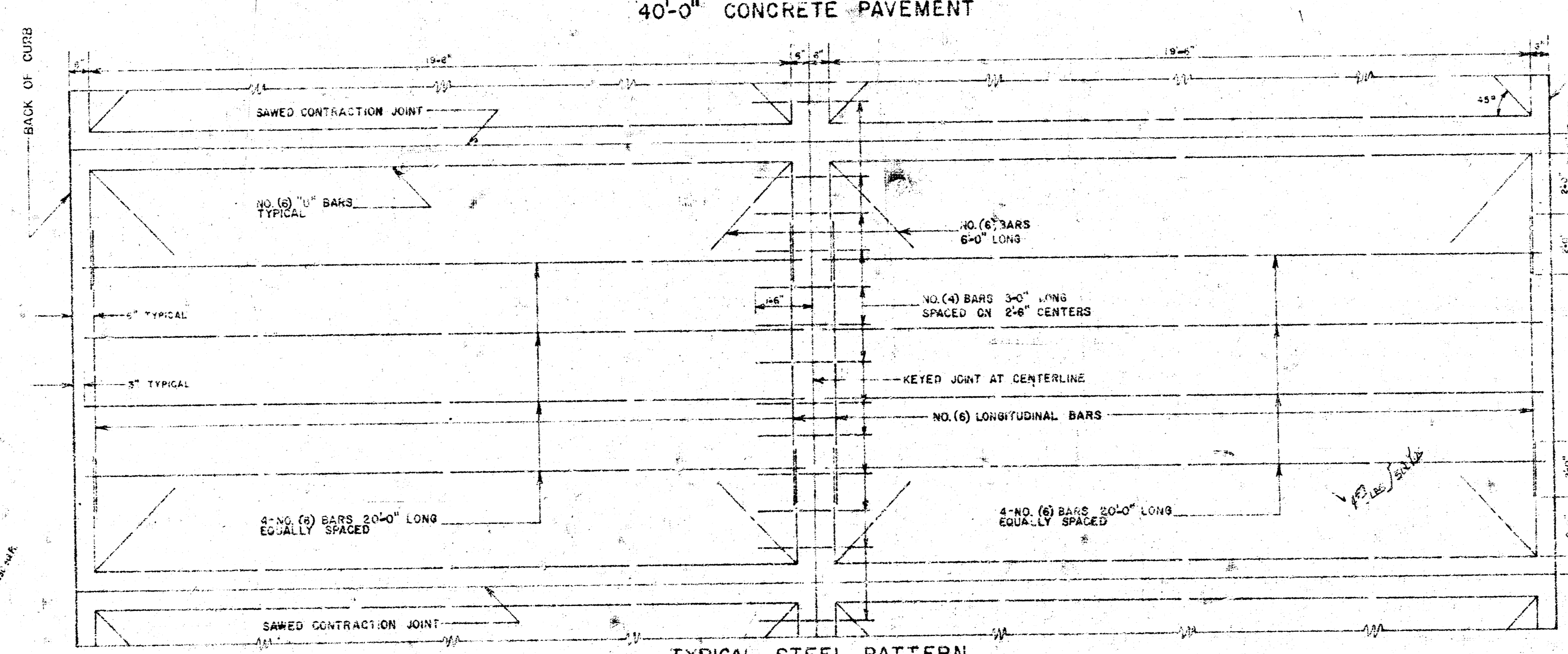
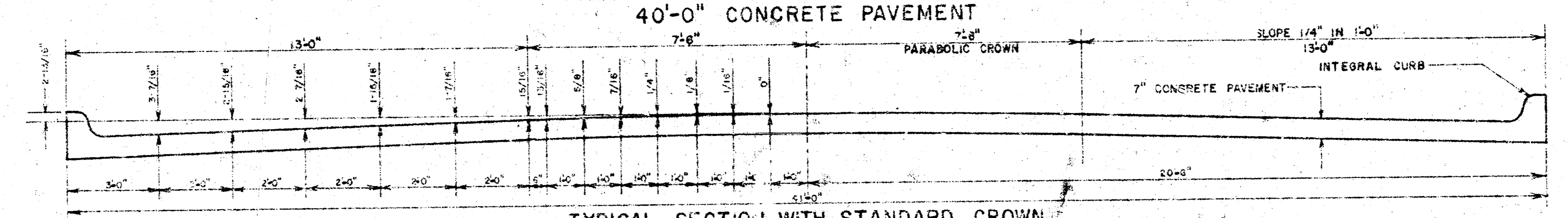
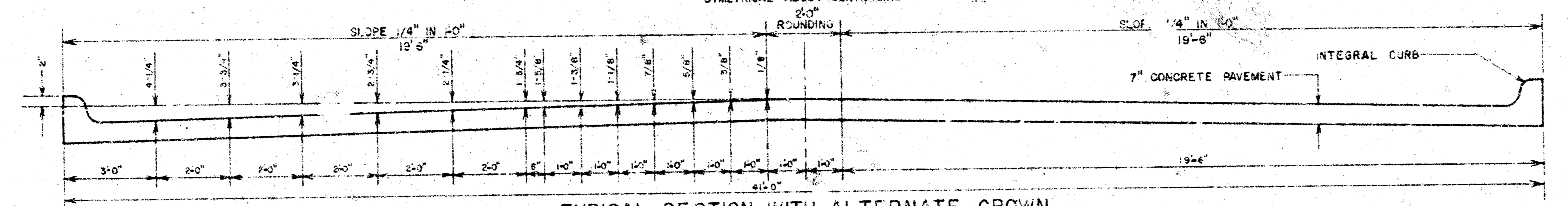
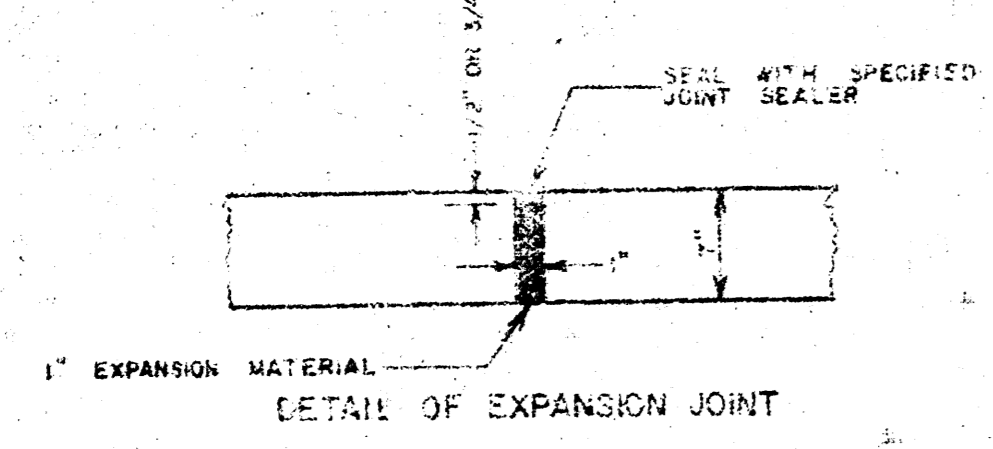
**EDWARDS AVE.**  
 NL Pawnee — SL Lydia  
 PROJ. NO DAKS 570005  
 CITY OF WICHITA, KANSAS  
 R. W. LINN, CITY ENGINEER

SYMMETRICAL ABOUT CENTERLINE



SAWED CONTRACTION JOINTS ARE TO BE CONSTRUCTED AT 30'-0" INTERVALS EXCEPT WHERE AN EXPANSION JOINT IS USED.



EXPANSION JOINTS ARE TO BE CONSTRUCTED AT MAXIMUM INTERVALS OF 120'-0".

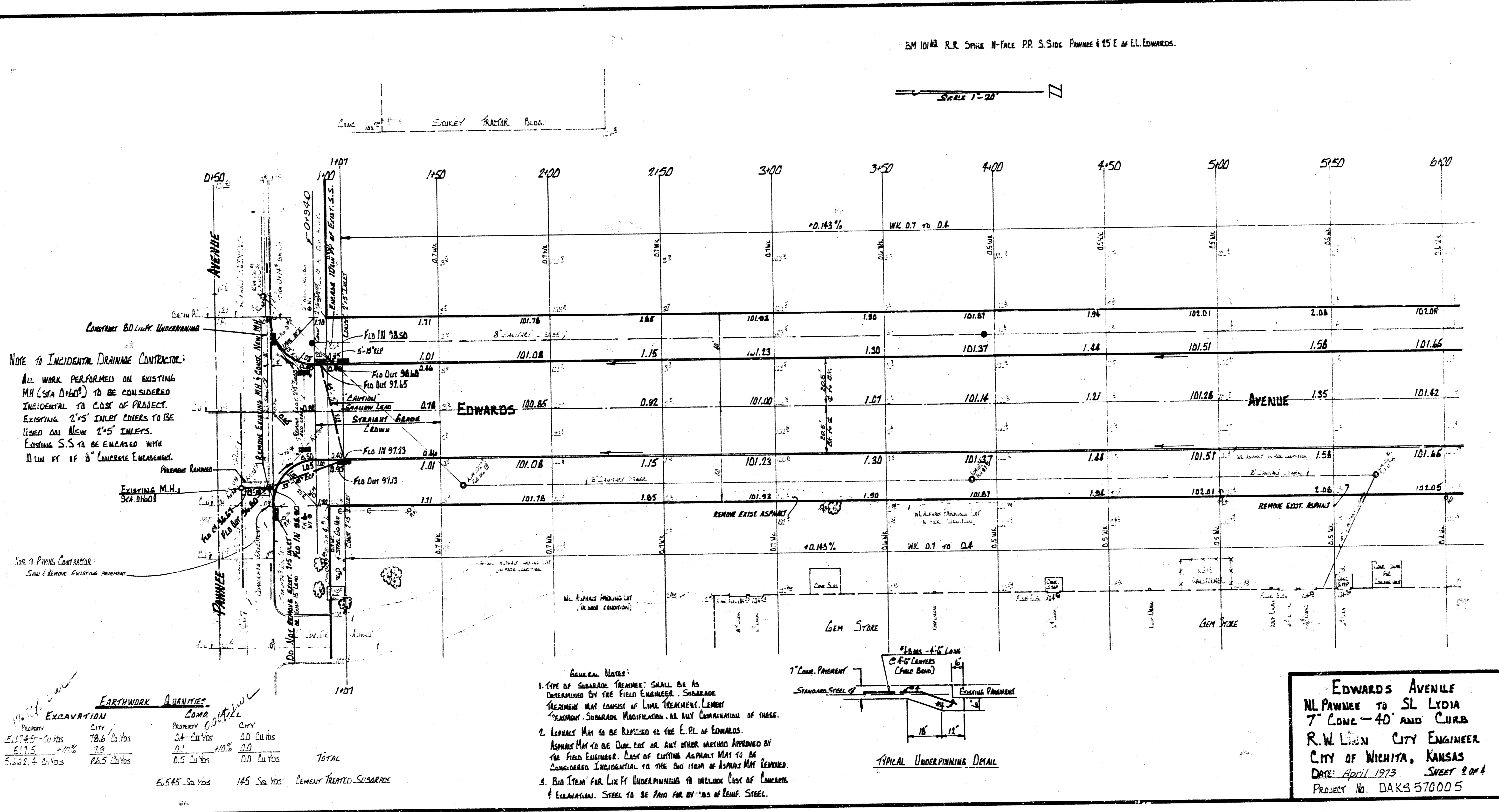


INTEGRAL CURB SHALL BE CUT THROUGH TO THE PAVEMENT IN UNIFORM LENGTHS OF NOT MORE THAN TEN FOOT INTERVALS BETWEEN EXPANSION JOINTS. EXPANSION JOINTS HAVING THE SAME THICKNESS AS THE EXPANSION JOINTS IN THE PAVEMENT SHALL BE CONSTRUCTED IN THE INTEGRAL CURB AT THE SPECIFIED LOCATIONS. NUMBER (4) OR NUMBER (6) DOWELS SHALL BE INSTALLED IN THE INTEGRAL CURB AS SHOWN ON APPROXIMATELY 2'-6" CENTERS. PAVEMENT GRADES SHOWN ON PLANS ARE FOR STANDARD CROWN.



BM 10143 R.R. SPIKE N-FACE PP. S. SIDE PAWNEE & 15 E of EL EDWARDS.

SCALE 1"=20' Z



**NOTE TO INCIDENTAL DRAINAGE CONTRACTOR:**  
 ALL WORK PERFORMED ON EXISTING M.H. (SFA D160) TO BE CONSIDERED INCIDENTAL TO COST OF PROJECT. EXISTING 2'-5" INLET CONERS TO BE USED OR NEW 2'-5" INLETS. EXISTING S.S. TO BE ENLARGED WITH 10 LIN. FT. OF 8" CONCRETE ENLARGEMENT.

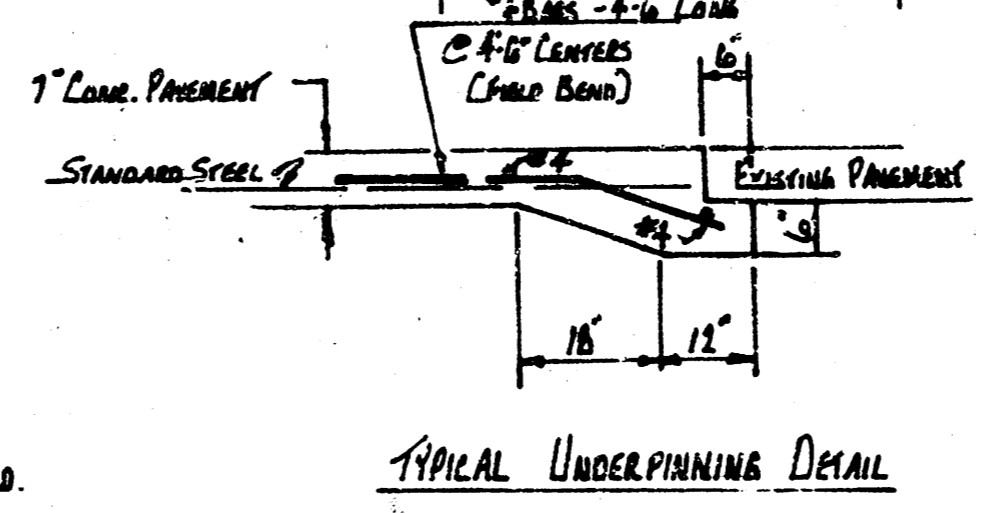
**NOTE TO PAVING CONTRACTOR:**  
 SAND & GRAVEL EXISTING PAVEMENT

**EARTHWORK QUANTITIES**

EXCAVATION		TOTAL	
PRELIM	FINAL	PRELIM	FINAL
5,174.5 Cu Yds	78.6 Cu Yds	5,253.1 Cu Yds	78.6 Cu Yds
5,174.5 Cu Yds	78.6 Cu Yds	5,253.1 Cu Yds	78.6 Cu Yds
5,222.4 Cu Yds	86.5 Cu Yds	5,308.9 Cu Yds	86.5 Cu Yds

5,545 Sq Yds    145 Sq Yds    Cement Treated Subgrade

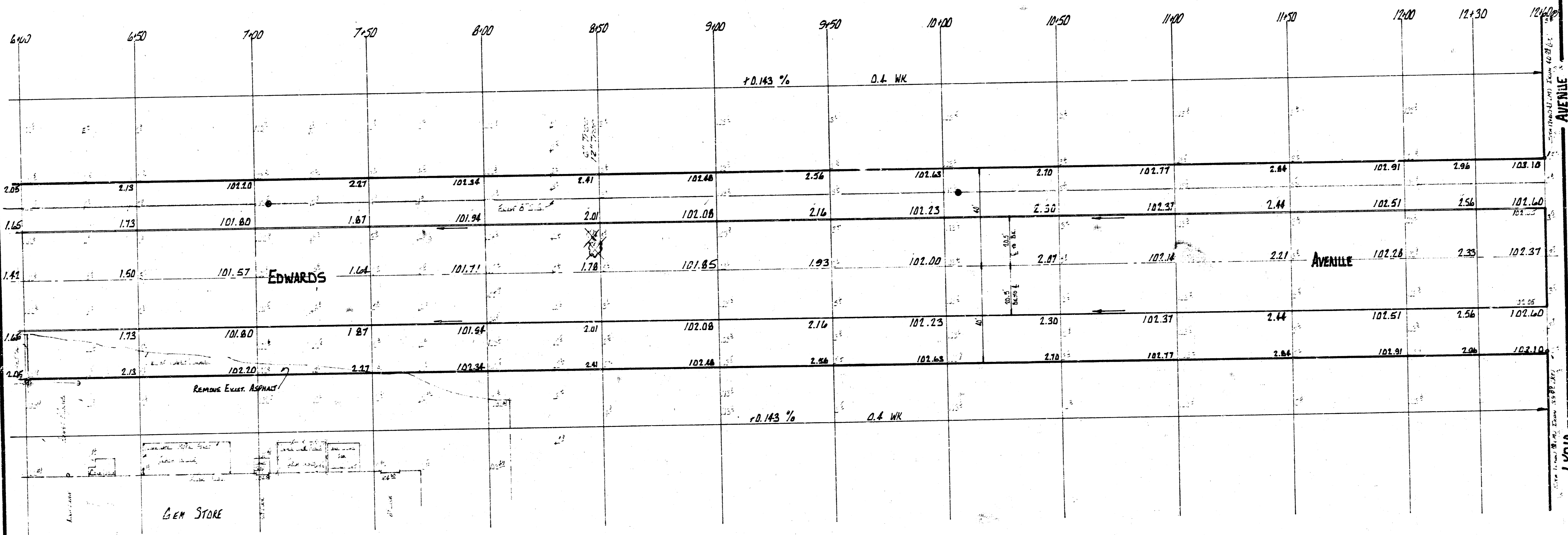
- GENERAL NOTES:**
1. TYPE OF SUBGRADE TREATMENT SHALL BE AS DETERMINED BY THE FIELD ENGINEER. SUBGRADE TREATMENT MAY CONSIST OF LIME TREATMENT, LIME TREATMENT, SUBGRADE MODIFICATION, OR ANY COMBINATION OF THESE.
  2. ASPHALT MAY BE REPAVED TO THE E.P.L. OF EDWARDS. ASPHALT MAY BE CURB CUT OR ANY OTHER METHOD APPROVED BY THE FIELD ENGINEER. COST OF EXISTING ASPHALT MAY BE CONSIDERED INCIDENTAL TO THE BID ITEM OF ASPHALT MAINTENANCE.
  3. BID ITEM FOR LIN. FT. UNDERPINNING TO INCLUDE COST OF LAMINATE & EXCAVATION. STEEL TO BE PAID FOR BY "AS OF LEAF STEEL."



**EDWARDS AVENUE**  
 N.L. PAWNEE TO S.L. LYDIA  
 7" CONC - 40' AND CURB  
 R.W. LIEN CITY ENGINEER  
 CITY OF WICHITA, KANSAS  
 DATE: April 1973    SHEET 2 OF 4  
 PROJECT NO. DAKS 570005

BM 101.42 CITY STANDARD 42'S AND 52.8' E OF Q. PAWNEE AND MERIDIAN

SCALE 1" = 20'



EDWARDS AVENUE  
NL PAWNEE TO SL LYDIA  
DATE: \_\_\_\_\_ SHEET 3 OF 4  
PERMIT No. DAKS 570005