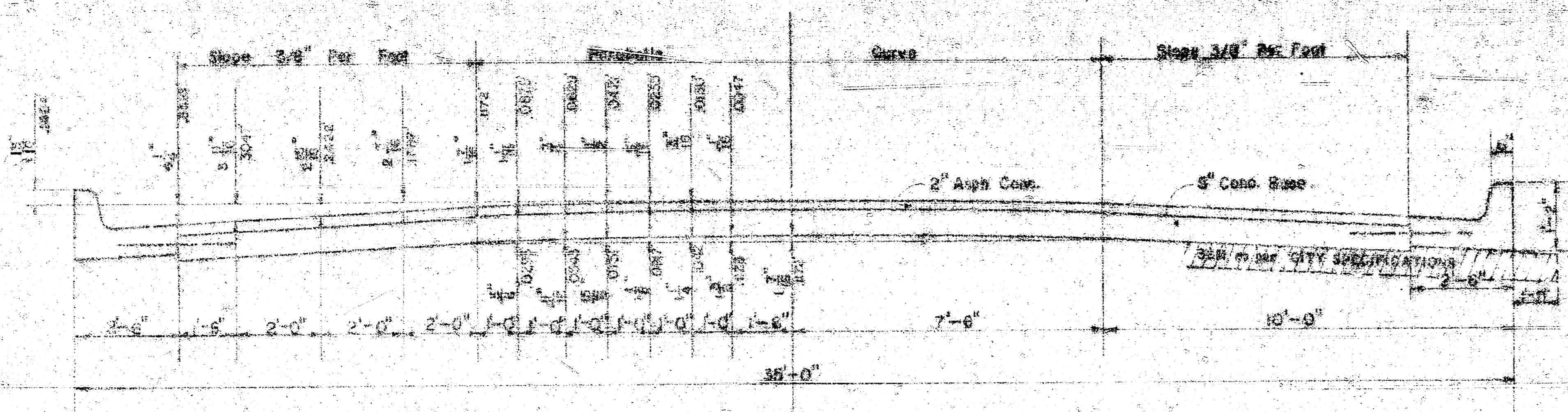


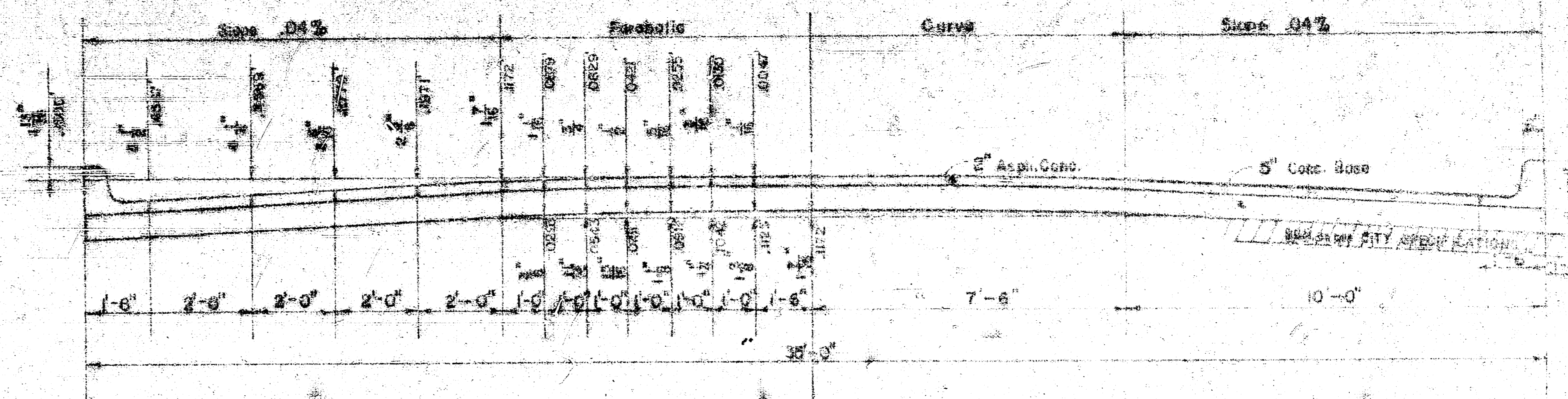
# ALFALFA STREET

S.L. LOT 1 BLOCK 1 LAKEVIEW MOBILE HOME PARK TO S.L. MAC ARTHUR ROAD

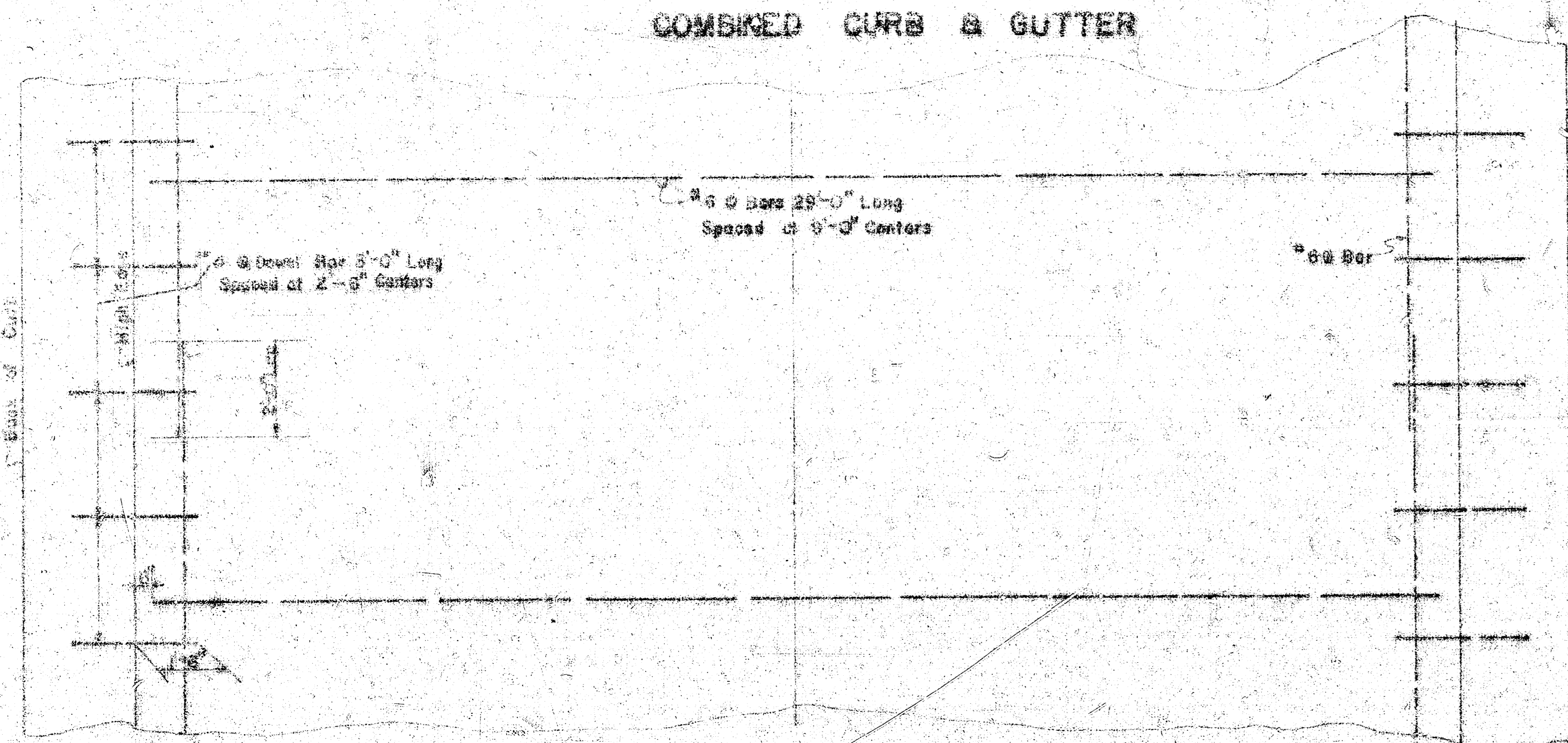
TYPICAL SECTIONS of 34' ASPHALTIC CONCRETE PAVEMENT




COMBINED CURB & GUTTER



ALTERNATE CURB



STEEL PATTERN



STEEL PATTERN



1/3

CITY OF WICHITA, KANSAS  
 Department of Public Works - Engineering Division  
 E. E. Smith City Engineer  
 Date: Oct. 1970 Project No. C19-70

Scale: 1" = 20'



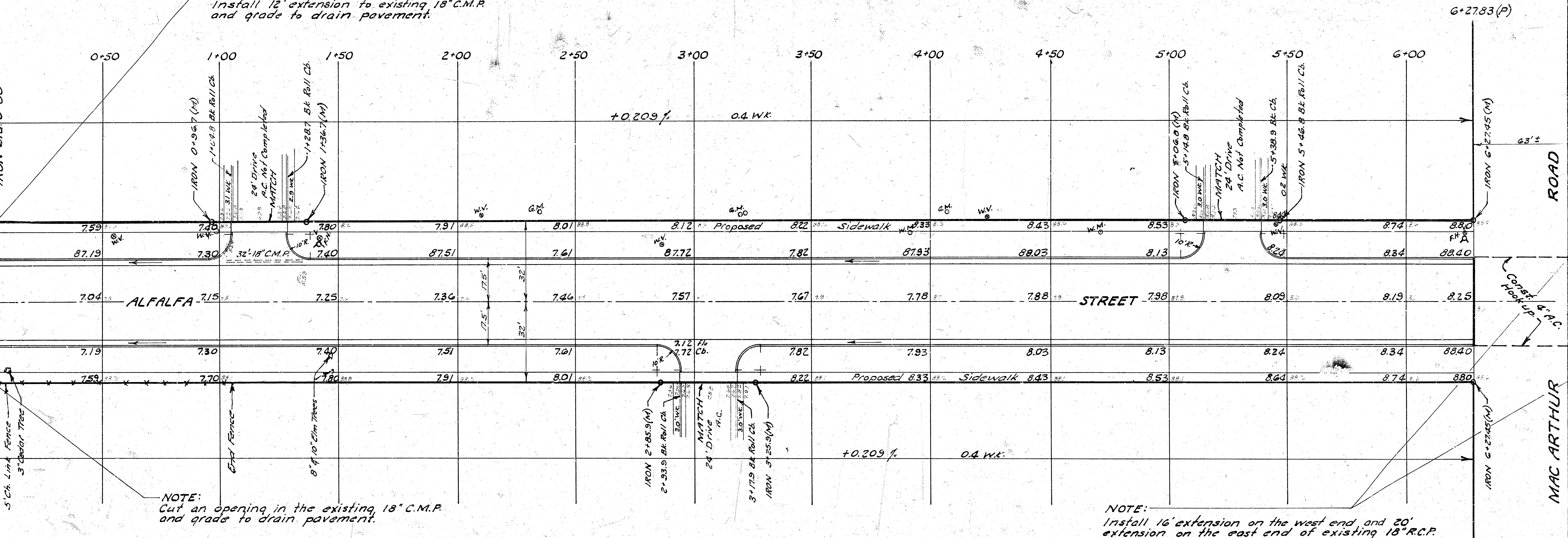
**NOTE:**

Contractor to clear right-of-way and grade parkings for proposed sidewalk. Sidewalk to be constructed by others.

B.M. 89.28 R.R. Spike S. side P. Pole 40' W. of E Alfalfa & 62' N. of E Mac Arthur.

**NOTE:**

Install 12' extension to existing 18" C.M.P. and grade to drain pavement.



**NOTE:**

Cut an opening in the existing 18" C.M.P. and grade to drain pavement.

**NOTE:**


Install 16' extension on the west end and 20' extension on the east end of existing 18" R.C.P. Grade ditch to drain.

**PROPERTY**

**CITY**

	EXCAVATION	COMP. FILL
	801 Cu.Yds.	8 Cu.Yds.
+10%	80 "	1 "
Totals	881 Cu.Yds.	9 Cu.Yds.
		450 Cu.Yds. Sub-Grade Modification
		459 Cu.Yds.

	EXCAVATION	COMP. FILL
	16 Cu.Yds.	49 Cu.Yds.
	2 " "	5 " "
	18 Cu.Yds.	44 Cu.Yds.



**ALFALFA STREET**  
 S.L. Lot 1 Block 1 LAKEVIEW  
 MOBILE HOME PARK to  
 S.L. MAC ARTHUR ROAD  
 A.C. 35' & Curb & Gutter  
 B.E. SMITH CITY ENGINEER  
 CITY OF WICHITA KANSAS  
 Date: Oct. 1970  
 Project No. C19-70

2/3