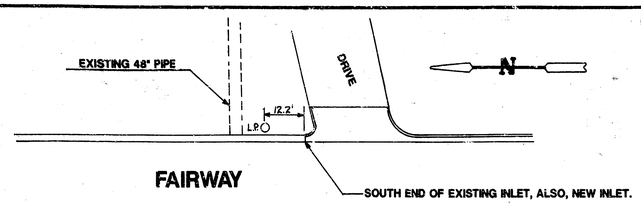

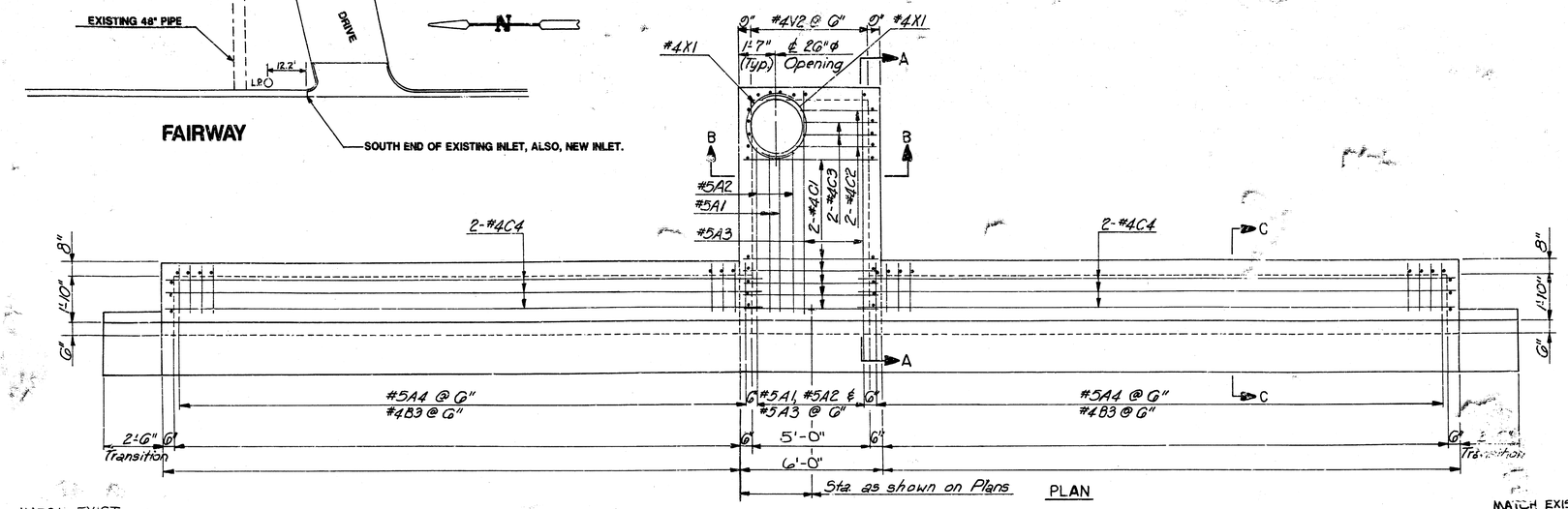

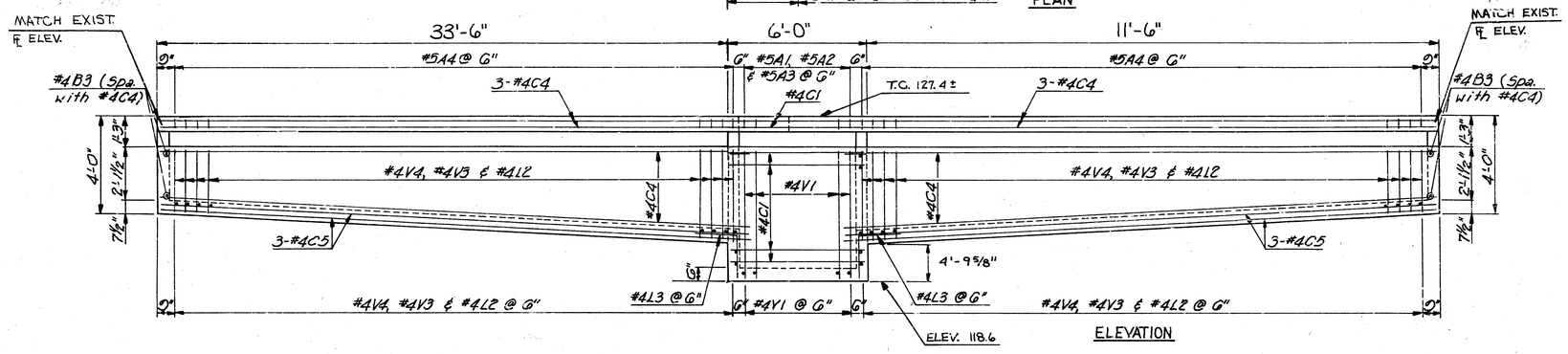

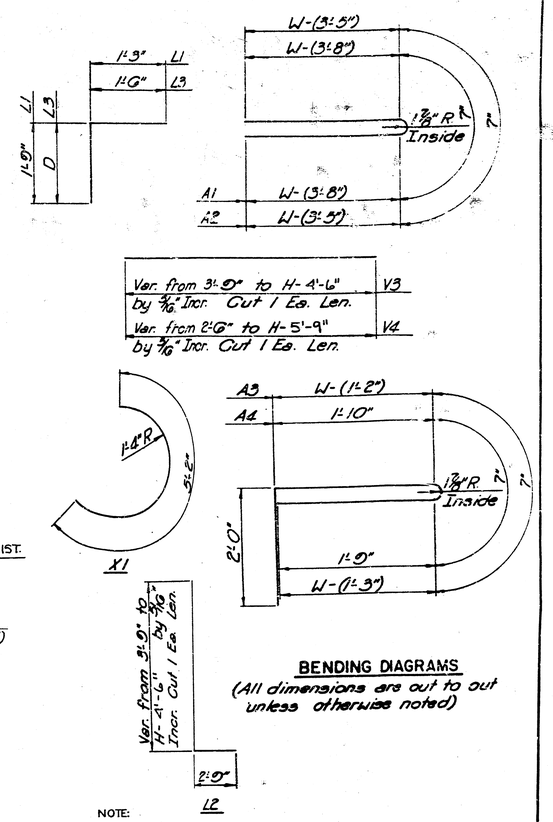

BENDING DIAGRAMS
(All dimensions are out to out unless otherwise noted)

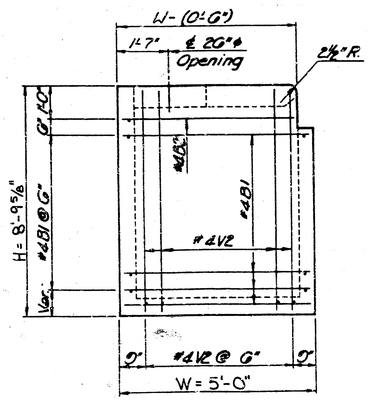

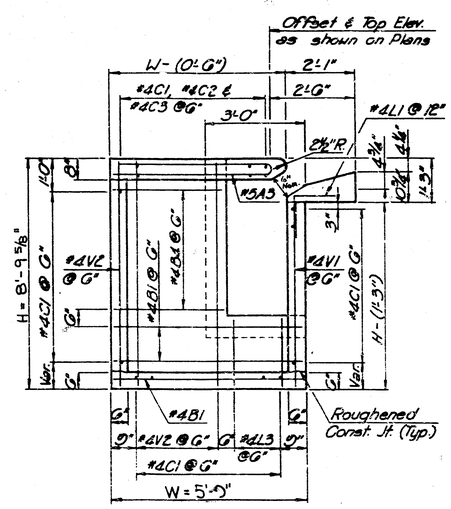

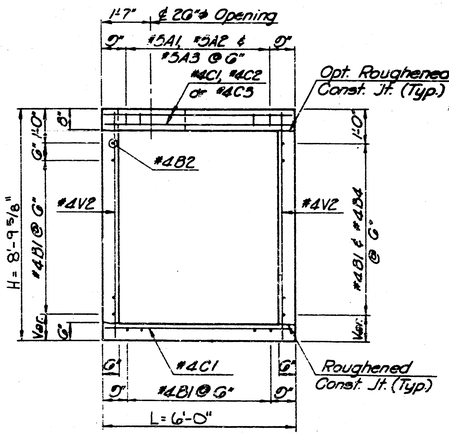

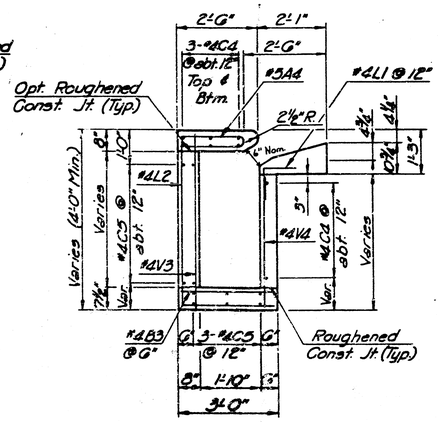

NOTE:

USE CITY OF WICHITA 6.6 SACK PAVING MIX THROUGHOUT. ALL EXPOSED EDGES SHALL BE FINISHED WITH AND EDGING TOOL. NO DEDUCTIONS IN CONCRETE QUANTITIES SHALL BE MADE FOR PIPE OPENINGS.

REINFORCING BARS SHALL BE BENT AROUND PIPE. ALL BARS SHALL HAVE A MINIMUM CLEARENCE OF 1-1/2" UNLESS OTHERWISE NOTED ON THE PLANS.

WHEN SO ORDERED BY THE ENGINEER, THE TOP OF THE INLET SHALL BE SLOPED SLIGHTLY TO APPROXIMATELY FIT THE GROUND LINE OR OTHER CONDITIONS.

FLOOR OF INLET SHALL BE SHAPED AS SHOWN IN VARIOUS "EXAMPLES" ON REINFORCED CONCRETE MANHOLE SHEET. CONCRETE USED FOR SHAPING SHALL BE UNREINFORCED CITY OF WICHITA 6.6 SACK PAVING MIX. NO ADDITION IN CONCRETE QUANTITIES SHALL BE MADE FOR SHAPING FLOOR OF INLETS.

WHEN DIRECTED BY THE ENGINEER, SMALL OPENINGS MAY BE REQUIRED IN THE BACK OF THE INLET IN ORDER TO DRAW A LOW AREA. REINFORCING BARS WILL EXTEND THROUGH THE OPENING. NO DEDUCTIONS IN CONCRETE QUANTITIES WILL BE MADE FOR THE OPENINGS.

THE SPECIAL CURB INLET'S BOTTOM FLOOR MAY BE BUILT AS A CHORD BUT IF SO THE BACKWALL STEEL WILL NEED TO BE FIELD CUT AND ADEQUATE REINFORCING LAP PROVIDED.

TRANSITION GUTTER FROM NORMAL DEPTH OF 6" TO 9" AT INLET IN 2-6". CURB AND GUTTER SECTIONS SHALL BE SHAPED AS SHOWN WHERE REQUIRED BY THE INSTALLATION OF CURB INLETS. THIS WORK WILL BE SUBSIDIARY TO OTHER BID ITEMS.

EXPANSION JOINTS MAY BE HOT OR COLD POURED JOINT SEALING COMPOUND OR PREMOULDED EXPANSION JOINT FILLER (NONEXTRUDING, TYPE B).

REVISED 12-2-92 JKB

1992 CONTRACT MAINTENANCE
CURB & GUTTER REPAIR
132340/112000

DESCRIPTION: INLET CONSTRUCTION BETWEEN 316 & 324 FAIRWAY	
SCALE: VARIES	APPROVED BY:
DATE: NOV. '92	DRAWN BY: JKB
CITY OF WICHITA DEPARTMENT OF PUBLIC WORKS ENGINEERING DIVISION	
CITY ENGINEER: MICHAEL F. LINDEBAK	DRAWING NUMBER:

14-2-5-6