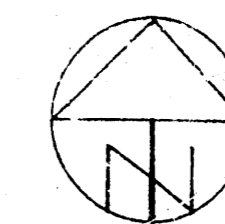
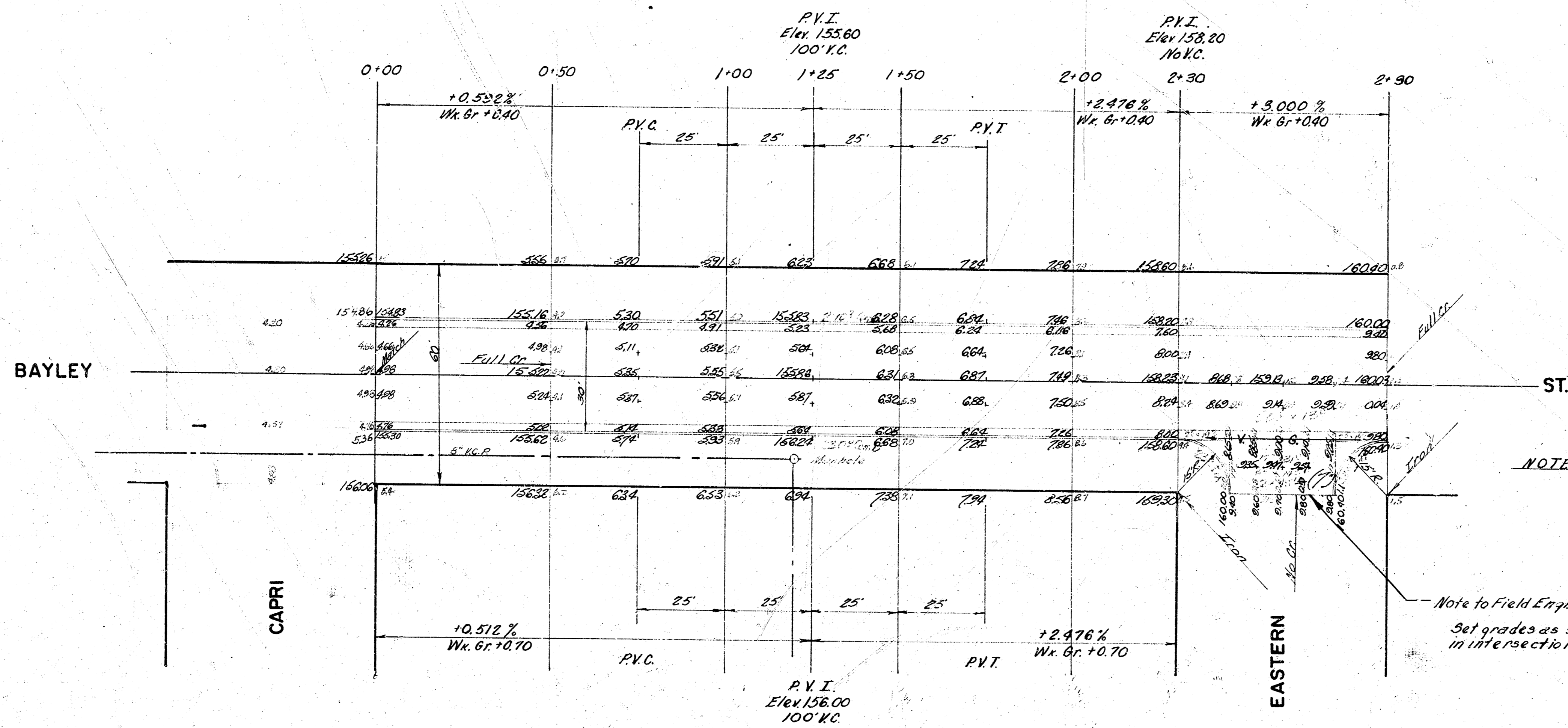


B.M. 155.91 "R" in Ritchie E.L. Capri S. Co. Bayley



Private Job	
Units	Quantities
S.Y.	Pavement
L.F.	Conc. Ch. Gr.
Lbs.	Reinf. Steel
CY.	Excavation
CY.	Comp. Fill


Final Quantities	
Units	Quantities
S.Y.	Pavement
L.F.	Conc. Ch. Gr.
Lbs.	Reinf. Steel
CY.	Excav.
CY.	Comp. Fill



NOTE: San Sewer to be constructed Prior to Street Constr.

Note to Field Eng.:
Set grades as shown in intersection

NOT TO BE CONSIDERED
This plan shall be used only under the supervision of the City Engineer and shall not be used for any other purpose without the written consent of the City Engineer.



INTERSECTION BAYLEY & EASTERN A. C. CITY OF WICHITA, KANSAS B.E. SMITH CITY ENGINEER DATE PROJ. C14-8	BAYLEY ST. E.L. CAPRI TO E.L. EASTERN 26' - 2' - 30' A. C. CITY OF WICHITA, KANSAS B.E. SMITH CITY ENGINEER DATE APRIL 1954 PRIVATE JOB
--	--