PIATT AVE. MINI PARK

PLANS FOR

STORM DRAIN

APRIL 1973

BOARD OF PARK COMMISSIONERS

CITY OF WICHITA, KANSAS

APPROVED

DIRECTOR

PARK BOARD ENGINEER

THEODORE R. FENSKE
3778

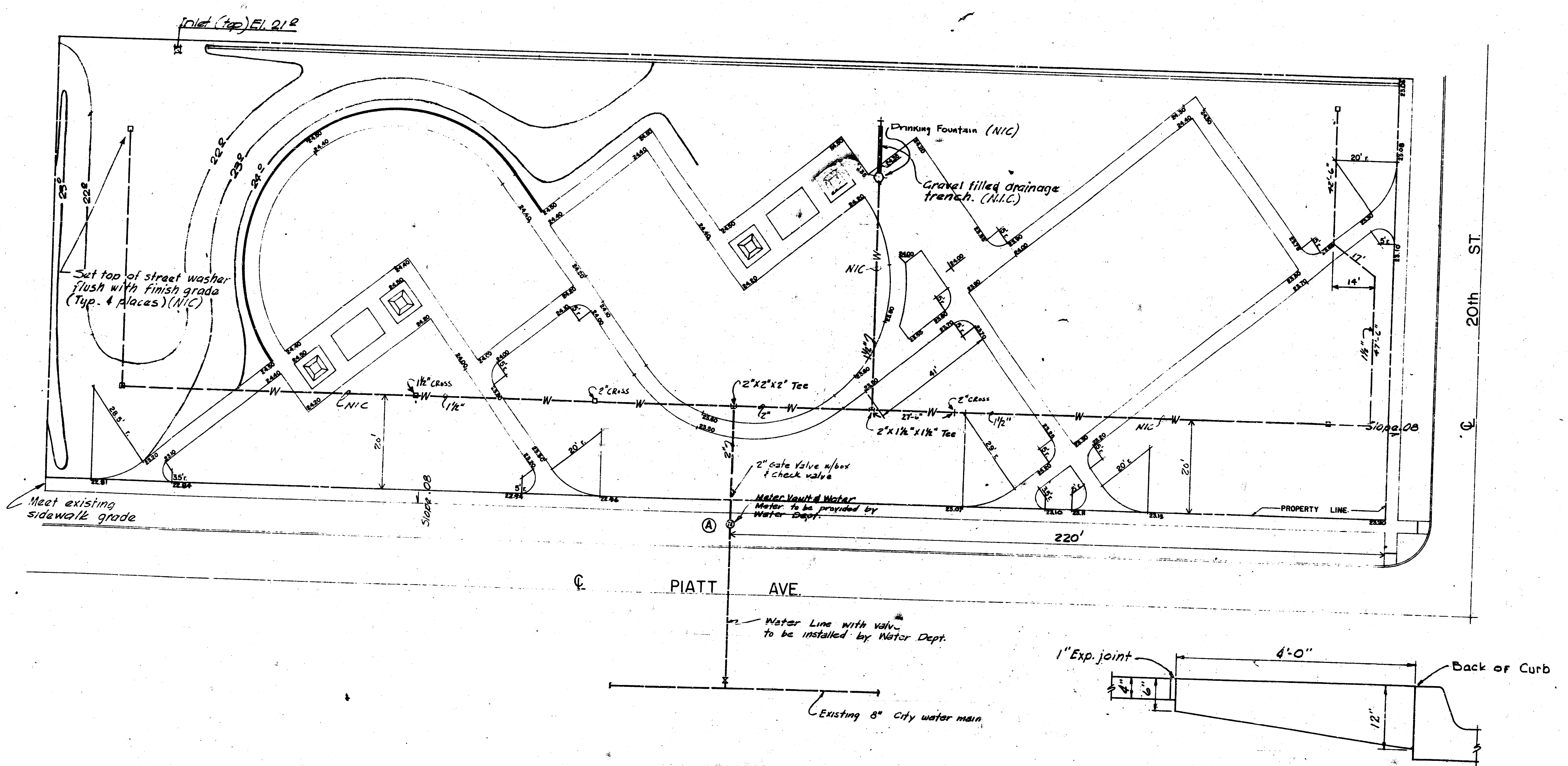
Inlet (top) El. 21.0
23.0
22.0
23.0
24.0
Set top of street washer flush with finish grade (Typ. 4 places) (N/C)
28.5' r.
35' r.
5' r.
20' r.
29' r.
41'
17'
14'
20'
220'
W
1½" CROSS
1½"
2" CROSS
2"X2"X2" Tee
2"
2"X1½"X1½" Tee
27'-6"
1½"
NIC
Drinking Fountain (NIC)
Gravel filled drainage trench. (N.I.C.)
2" Gate Valve w/box & check valve
Meter Vault & Water Meter to be provided by Water Dept.
Ⓐ
Meet existing sidewalk grade
Slope .08
PROPERTY LINE
42'-6"
47'-6"
20th ST.
℄
℄ PIATT AVE.
Water Line with valve to be installed by Water Dept.
Existing 8" City water main
1" Exp. joint
4'-0"
4"
6"
12"
Back of Curb

STANDARD SECT. AT INTERSECTION

NO SCALE

LEGEND

- ⌖ Street Washer
- —W— Water Line
- ● Water Meter (provided by Water Dept.)
- ○ Drinking Fountain

GENERAL NOTE:

Ⓑ Installation of:
Irrigation system, water lines, street washers, meter vault, water meter and drinking fountain to be done by others.

DATE	BY	REMARKS
8-22-72	R.P.	AS CONST. WATER LINES
7-12-72	T.F.	Ⓑ WATER LINES (NIC)
7-11-72	T.F.	Ⓐ WATER METER VAULT

REVISION

GRADES & UTILITY PLAN

PIATT AVE. MINI PARK

BOARD OF PARK COMMISSIONERS
WICHITA, KANSAS

DATE	DRAWN	SCALE	
5-3-71	R.L.P.	1" = 20'	SH 2 of 5

2/6

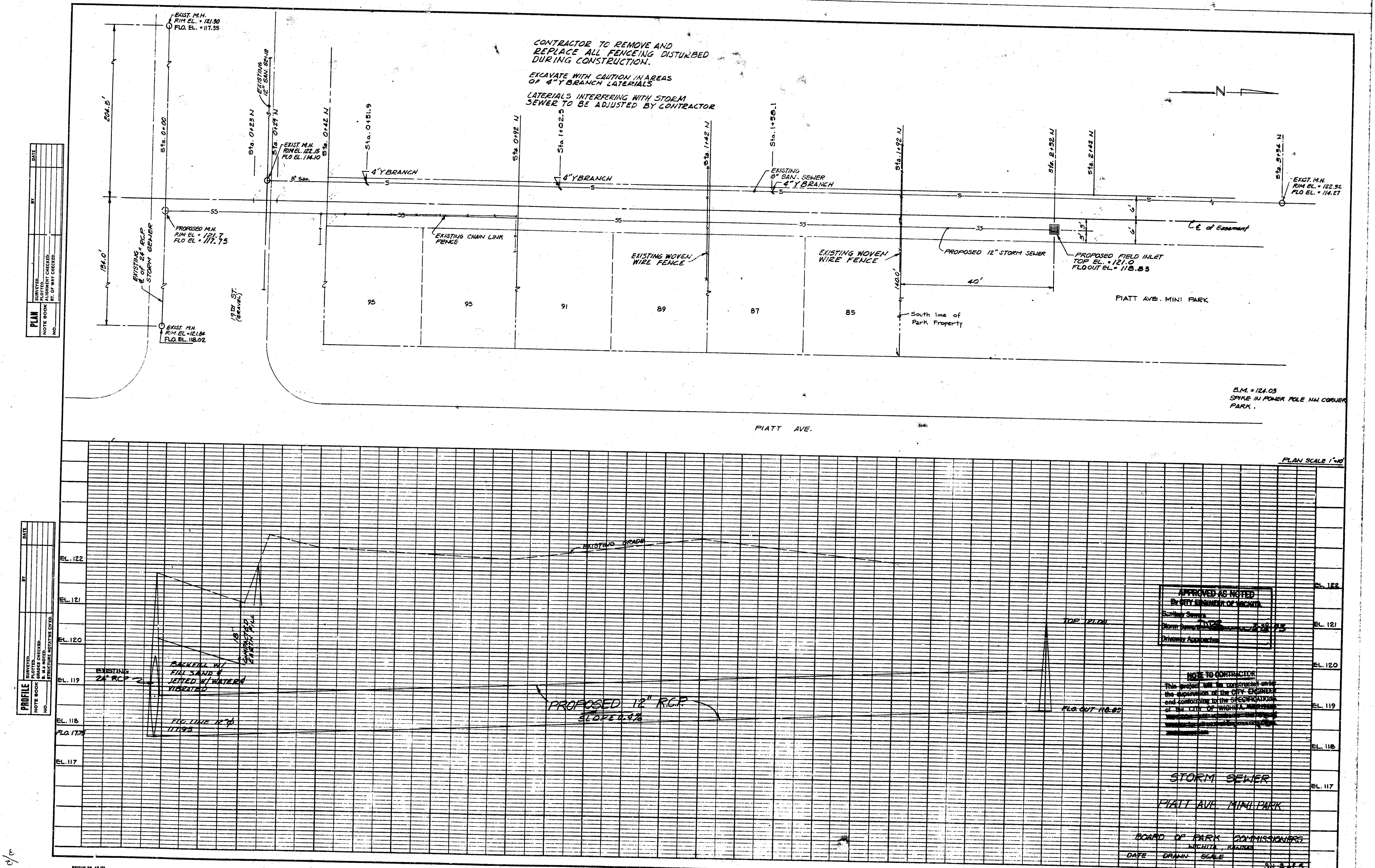
CONTRACTOR TO REMOVE AND REPLACE ALL FENCEING DISTURBED DURING CONSTRUCTION.
EXCAVATE WITH CAUTION IN AREAS OF 4" Y BRANCH LATERIALS
LATERIALS INTERFERING WITH STORM SEWER TO BE ADJUSTED BY CONTRACTOR
EXIST. M.H. RIM EL. = 121.30 FLO. EL. = 117.55
204.5'
134.0'
Sta. 0+00
EXISTING ℄ OF 24" R.C.P. STORM SEWER
PROPOSED M.H. RIM EL = 121.7 FLO EL = 117.75
EXIST. M.H. RIM EL = 121.84 FLO. EL. 118.02
19TH ST. (GRAVEL)
EXISTING 12" SAN. SEWER
Sta. 0+23 N
Sta. 0+29 N
EXIST. M.H. RIM EL. 122.15 FLO EL. 114.10
Sta. 0+42 N
8" San.
Sta. 0+51.9
4" Y BRANCH
Sta. 0+92 N
Sta. 1+02.5
4" Y BRANCH
Sta. 1+42 N
Sta. 1+58.1
EXISTING 8" SAN. SEWER
4" Y BRANCH
Sta. 1+92 N
Sta. 2+32 N
Sta. 2+42 N
Sta. 3+34 N
EXIST. M.H. RIM EL. = 122.32 FLO EL. = 114.27
S
SS
EXISTING CHAIN LINK FENCE
EXISTING WOVEN WIRE FENCE
EXISTING WOVEN WIRE FENCE
PROPOSED 12" STORM SEWER
PROPOSED FIELD INLET TOP EL. = 121.0 FLO OUT EL. = 118.83
℄ of Easement
6'
6'
3'
3'
140.0'
40'
95
93
91
89
87
85
South line of Park Property
PIATT AVE. MINI PARK
N
B.M. = 124.03 SPIKE IN POWER POLE N.W. CORNER PARK.
PIATT AVE.
PLAN SCALE 1" = 10'
PLAN
NOTE BOOK
NO.
SURVEYED
PLOTTED
ALIGNMENT CHECKED
RT. OF WAY CHECKED
BY
DATE
PROFILE
NOTE BOOK
NO.
SURVEYED
PLOTTED
GRADES CHECKED
B. M.s NOTED
STRUCTURE NOTAT'NS CH'KD.
BY
DATE
EL. 122
EL. 121
EL. 120
EL. 119
EL. 118
FLO. 117.75
EL. 117
EXISTING GRADE
EXISTING 24" RCP
BACKFILL W/ FILL SAND & JETTED W/ WATER & VIBRATED
18"
COMPACTED EARTH FILL
FLO LINE 12" ϕ 117.93
PROPOSED 12" R.C.P.
SLOPE 0.4%
TOP 121.00
FLO. OUT 118.83
EL. 122
EL. 121
EL. 120
EL. 119
EL. 118
EL. 117
3/5

APPROVED AS NOTED
By CITY ENGINEER OF WICHITA.
Sanitary Sewers
Storm Sewers DTB 2-[illegible]-83
Driveway Approaches

NOTE TO CONTRACTOR

This project will be constructed under the supervision of the CITY ENGINEER and conforming to the SPECIFICATIONS of the CITY OF WICHITA ~~[illegible]~~

STORM SEWER

PIATT AVE. MINI PARK

BOARD OF PARK COMMISSIONERS
WICHITA, KANSAS

DATE DRAWN SCALE

SH 3 of 5

BRUNING NO. 42-131

PLATE 1—PLAN—PROFILE O. F. R. & R. E.
MADE AND PRINTED IN U.S.A.
CHARLES BRUNING COMPANY

FILMED FROM THE BEST

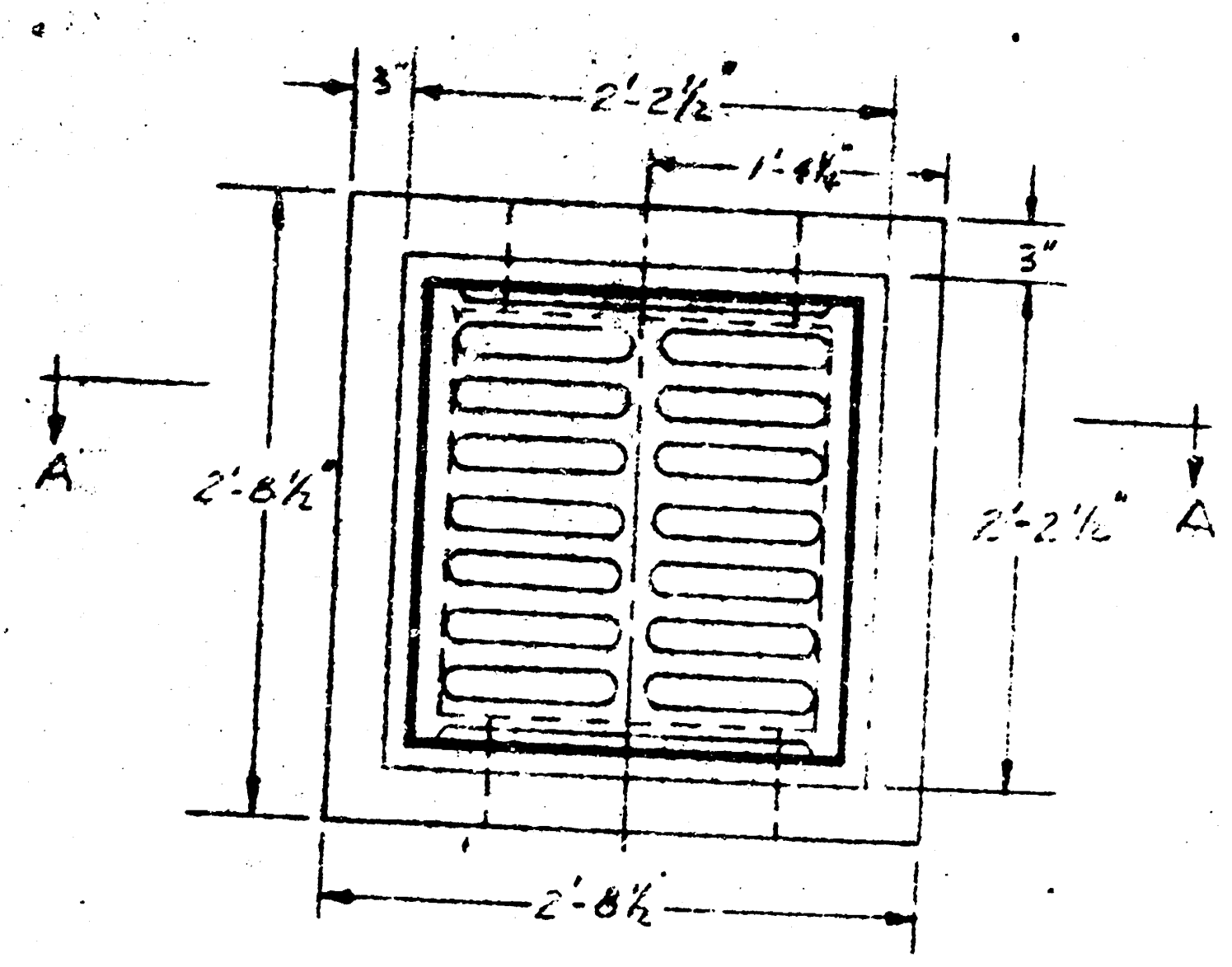
3"
2'-2½"
1'-4½"
3"
A
2'-8½"
2'-2½"
A
2'-8½"

PLAN VIEW
Scale: 1" = 1'-0"

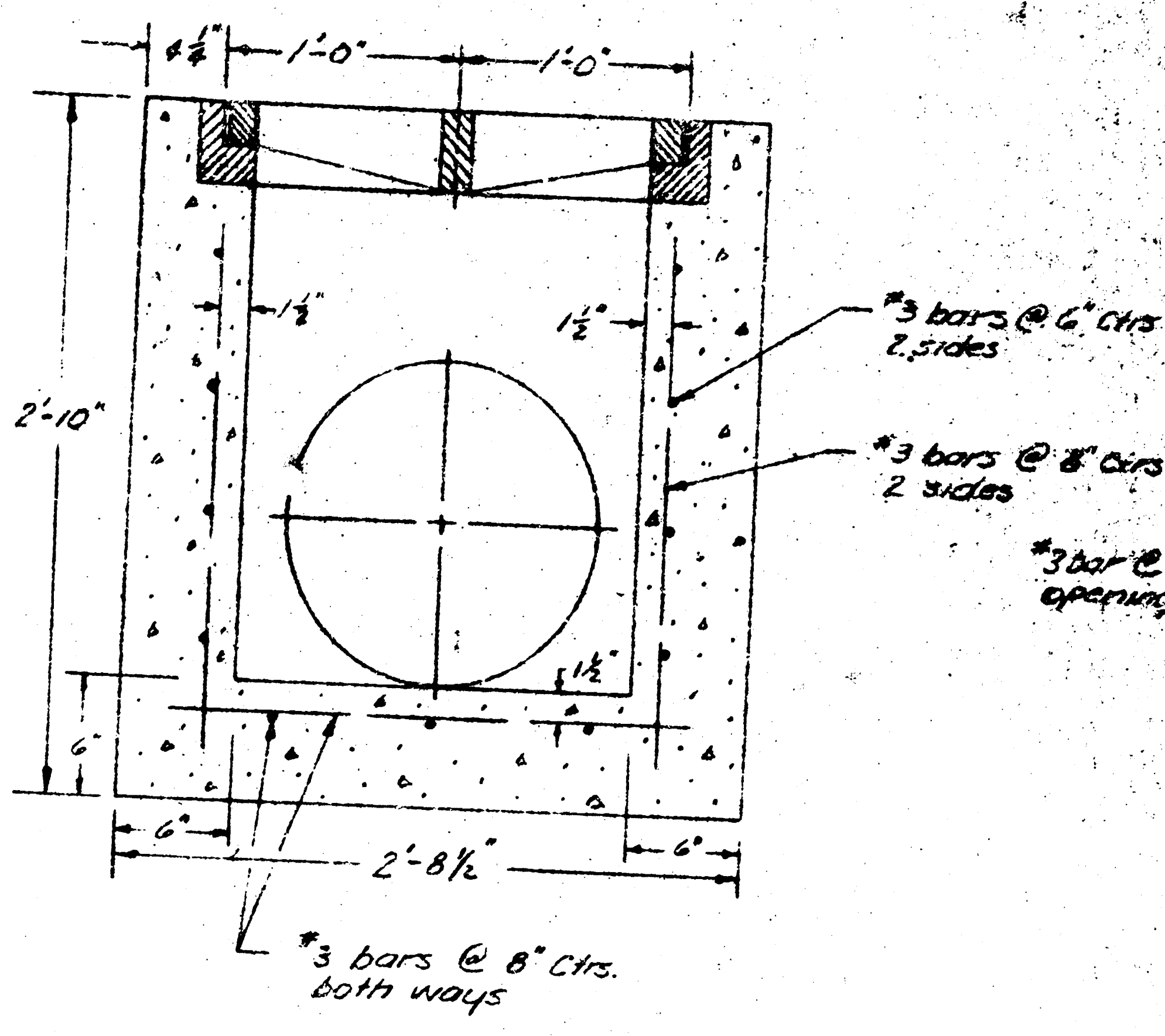
4¼"
1'-0"
1'-0"
2'-10"
1½"
1½"
1½"
#3 bars @ 6" Ctrs 2 sides
#3 bars @ 8" Ctrs 2 sides
6"
6"
2'-8½"
6"
#3 bars @ 8" Ctrs. both ways

SECTION A-A
Scale: 1½" = 1'-0"

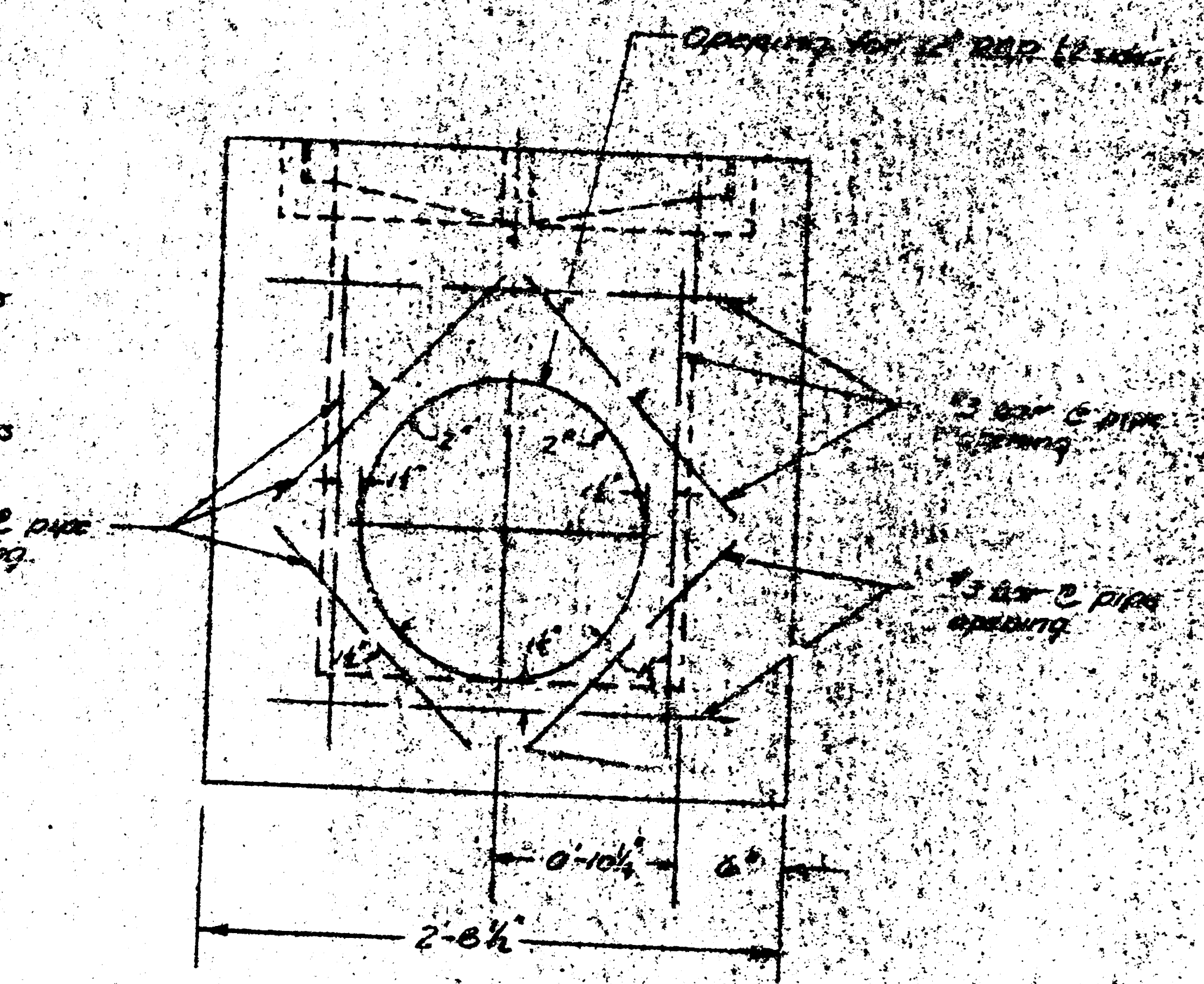
Opening for 12" RCP (2 sides)
#3 bar @ pipe opening
#3 bar @ pipe opening
#3 bar @ pipe opening
2"
2"
1½"
1½"
1½"
1½"
0'-10¼"
6"
2'-8½"

WALL SECTION AT PIPE OPENING
Scale: 1½" = 1'-0"

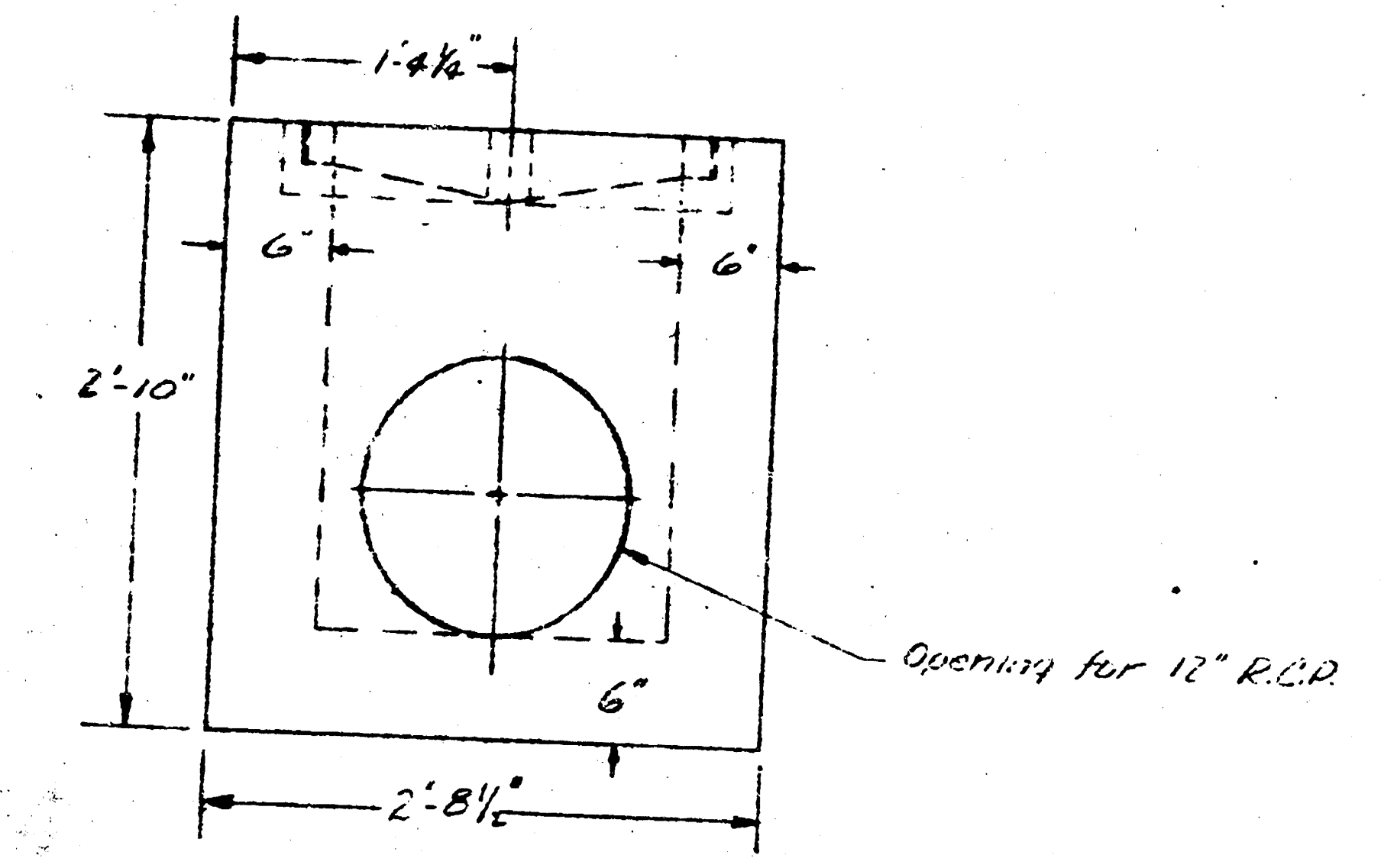
1'-4½"
6"
6"
2'-10"
6"
Opening for 12" R.C.P.
2'-8½"

SIDE VIEW
Scale: 1" = 1'-0"

NOTE: Chamfer all exposed edges with a ¼" bevel or radius.
All walls and floor 6" concrete.
Cast iron grate and frame to be part No. 400 & 1 405LF as manufactured by Western Iron and Foundry Co. of Wichita, Kansas, or equivalent.
Slope bottom for proper drainage to outlet.

APPROVED AS NOTED
By CITY ENGINEER OF WICHITA
Sanitary Sewers
Storm Sewers
Driveway Approaches
8-21-73

FIELD INLET
PLATT AVE. MINI PARK
4 of 5

FILMED FROM THE BEST

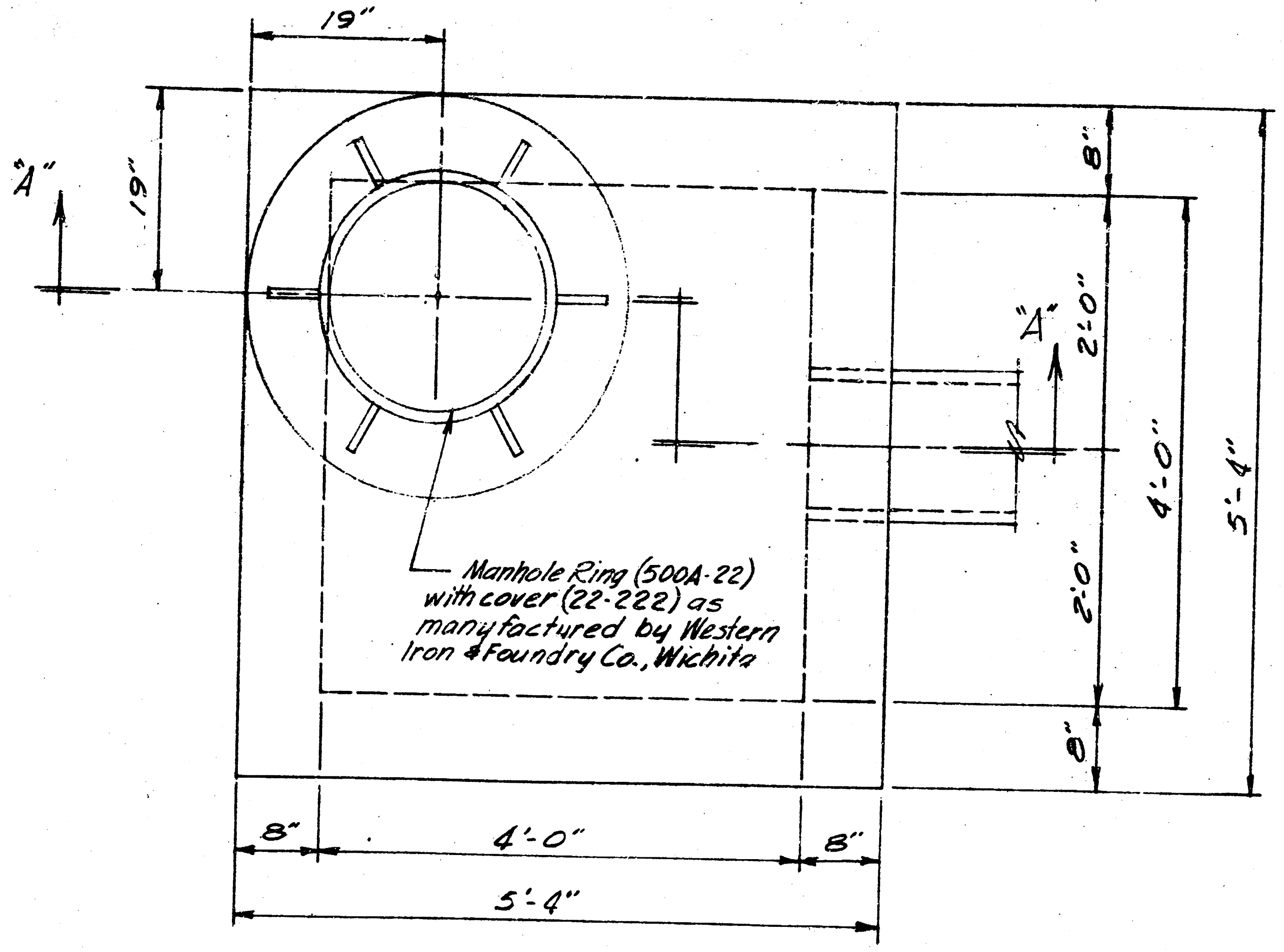
19"
"A"
19"
"A"
8"
2'-0"
4'-0"
5'-4"
2'-0"
8"
8"
4'-0"
8"
5'-4"
Manhole Ring (500A-22) with cover (22-222) as manufactured by Western Iron & Foundry Co., Wichita

PLAN VIEW

Scale 1"=1'-0"

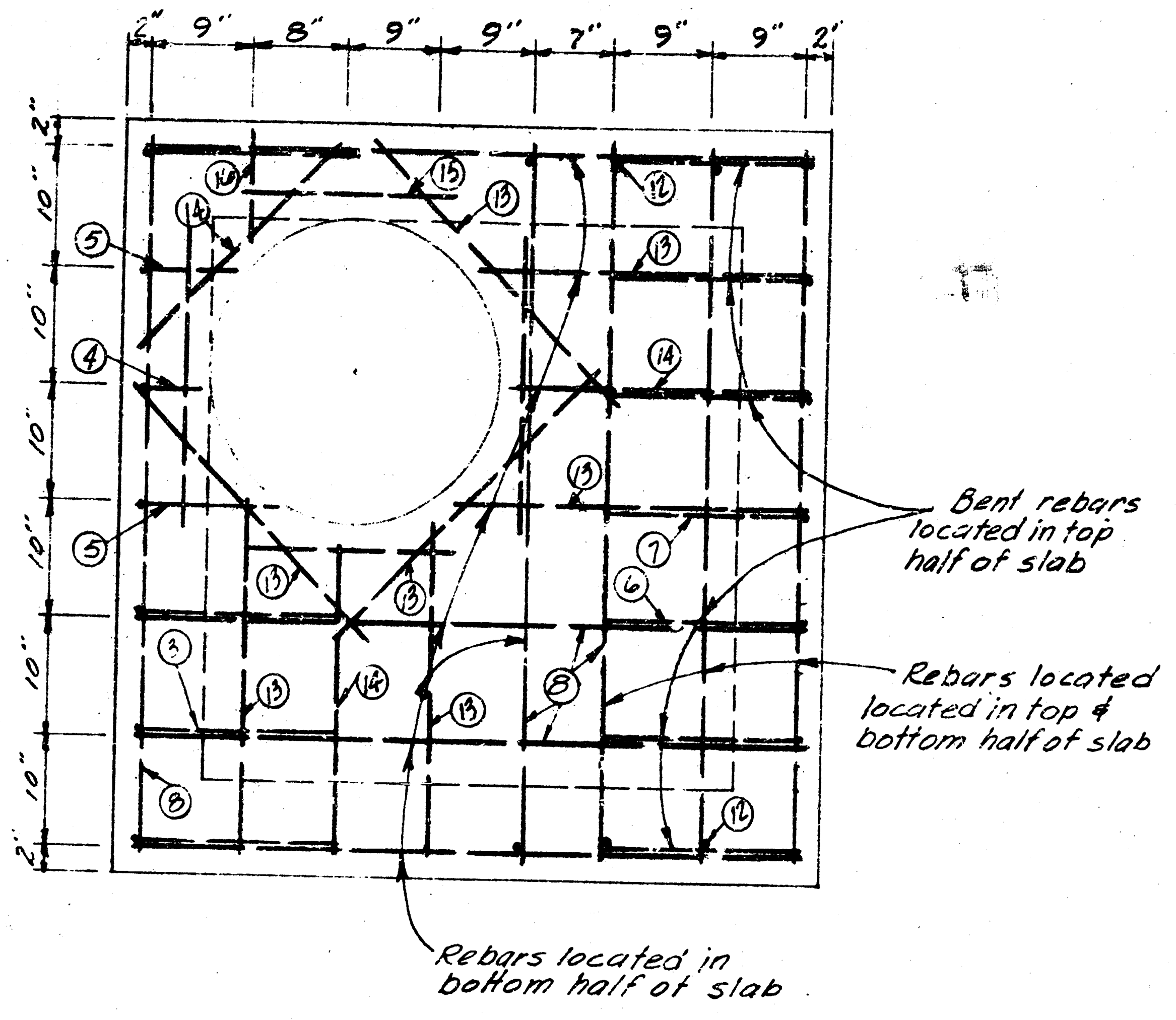
2" 9" 8" 9" 9" 7" 9" 9" 2"
2" 10" 10" 10" 10" 10" 10" 2"
Bent rebars located in top half of slab
Rebars located in top & bottom half of slab
Rebars located in bottom half of slab

TOP SLAB

REBAR SCHEDULE

No.	Size	Quanity	Shape	Location
1	#4	6	2'-0" 5'-0" 1'-6"	Bottom Slab
2	#4	1	2'-0" 5'-0" 4"	Bottom Slab
3	#4	4	1'-9" 1'-6"	Lt. wall & top slab
4	#4	2	1'-9" 10"	Lt. wall & top slab
5	#4	1	1'-9" 6"	Lt. wall & top slab
6	#4	6	1'-6" 2'-4"	Rt. wall & top slab
7	#4	1	1'-2" 1'-3"	Rt. wall & top slab
8	#4	23	Straight 5'-2"	(5) Bottom (5) Left wall (9) Top slab (4) Right wall
9	#4	6	Straight 1'-9"	Right wall
10	#4	8	Straight 2'-2"	2 End walls
11	#4	2	Straight 1'-6"	2 End walls
12	#4	6	Straight 3'-2"	2 End walls
13	#4	7	Straight 2'-6"	Top slab
14	#4	3	Straight 2'-3"	Top slab
15	#4	4	Straight 1'-6"	Top slab
16	#4	1	Straight 9"	Top Slab

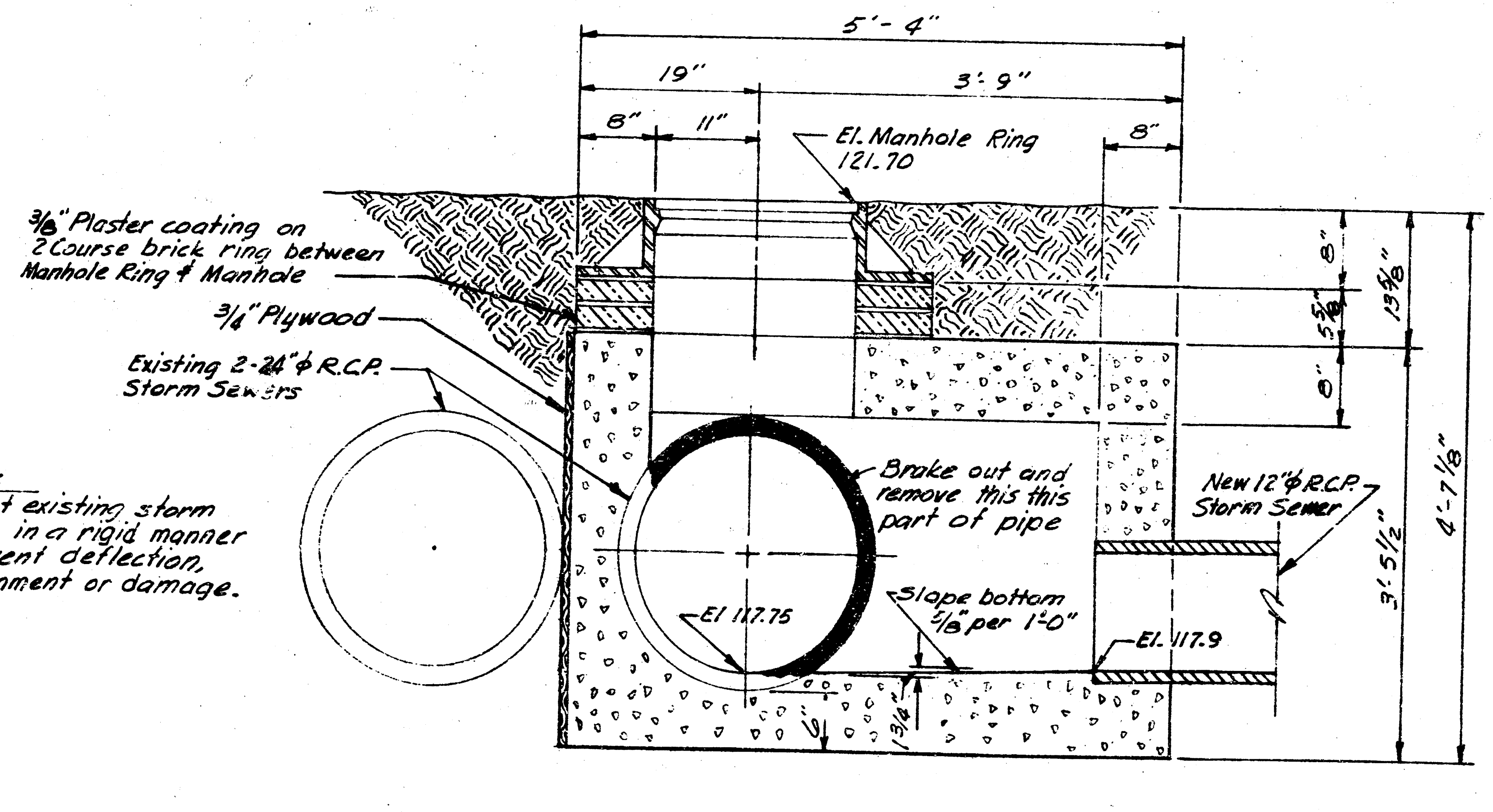
5'-4"
19"
3'-9"
8"
11"
8"
El. Manhole Ring 121.70
3/8" Plaster coating on 2 Course brick ring between Manhole Ring & Manhole
3/4" Plywood
Existing 2-24"φ R.C.P. Storm Sewers
Brake out and remove this this part of pipe
New 12"φ R.C.P. Storm Sewer
El 117.75
Slope bottom 5/8" per 1'-0"
El. 117.9
8"
5 5/8"
13 5/8"
8"
3'-5 1/2"
4'-7 1/8"
1 3/4"

NOTE:
Support existing storm sewers in a rigid manner to prevent deflection, misalignment or damage.

SECTION A-A

Scale 1"=1'-0"

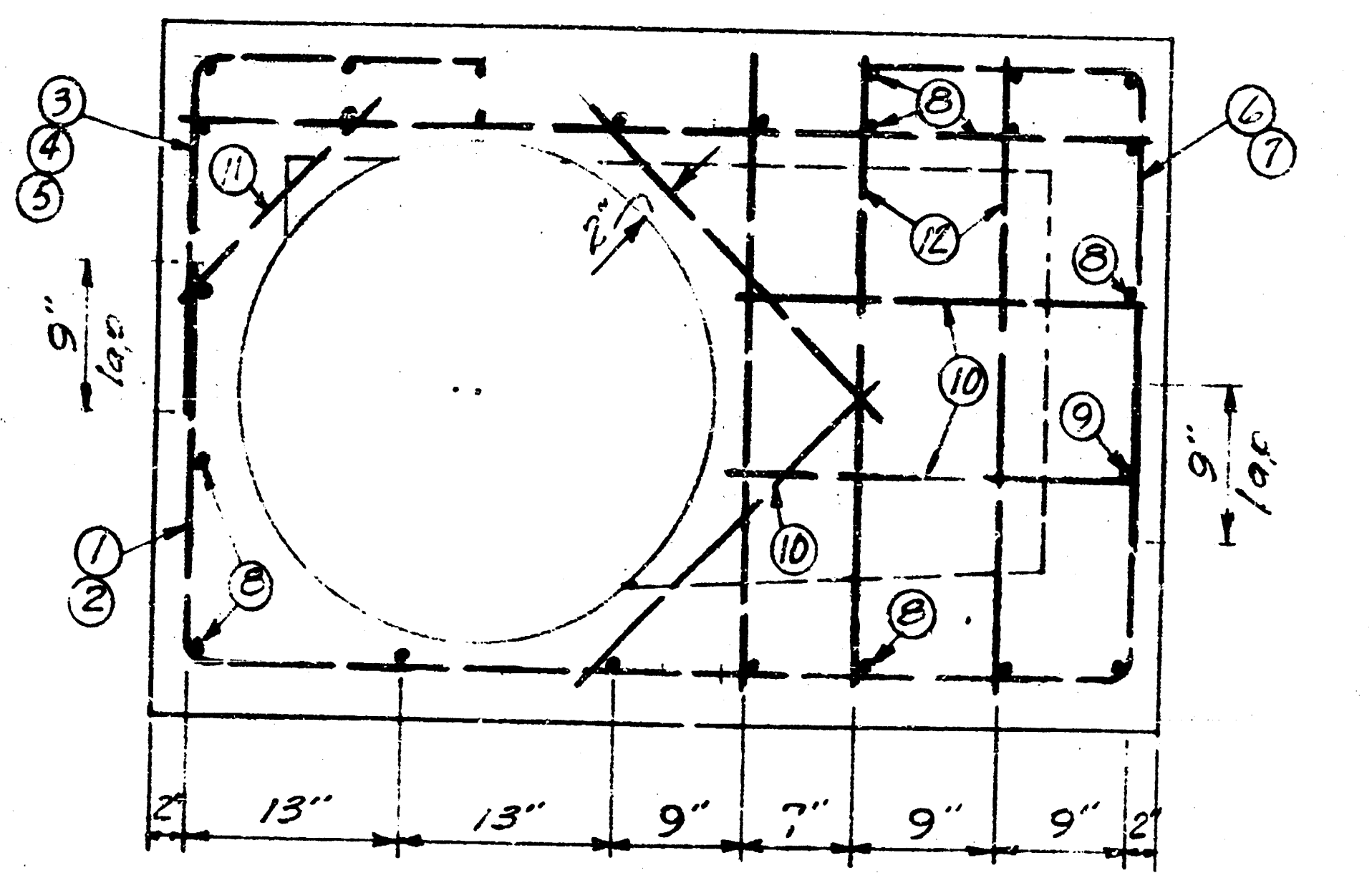
2" 13" 13" 9" 7" 9" 9" 2"
9" 1/2c
9" 1/2c

END WALLS (2)

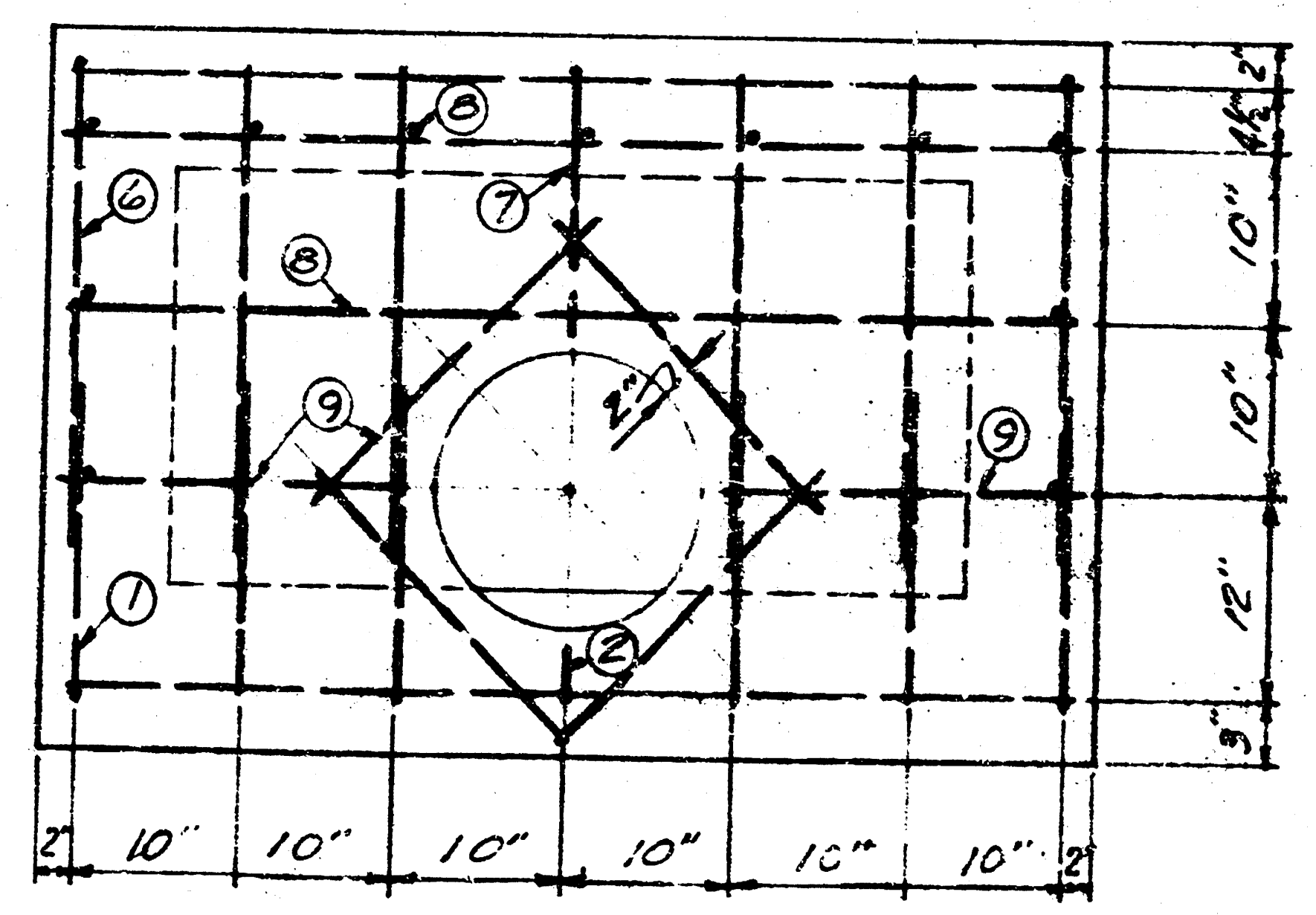
2" 10" 10" 10" 10" 10" 10" 2"
10" 10" 10" 12" 3"

SIDE WALLS

REINFORCEMENT DETAILS

Scale 1"=1'-0"

NOTE:
1. R.C.P. sewer line omitted for clearness.

APPROVED AS NOTED
By CITY ENGINEER OF WICHITA
Sanitary Sewers
Storm Sewers D.L.B. 3-28-73
Driveway Approaches

REINFORCED CONCRETE MANHOLE

PIATT AVE. MINI-PARK

BOARD OF PARK COMMISSIONERS

Date	Drawn By	Scale	
9-27-73	T.R.F.	Noted	SH 5 of 5