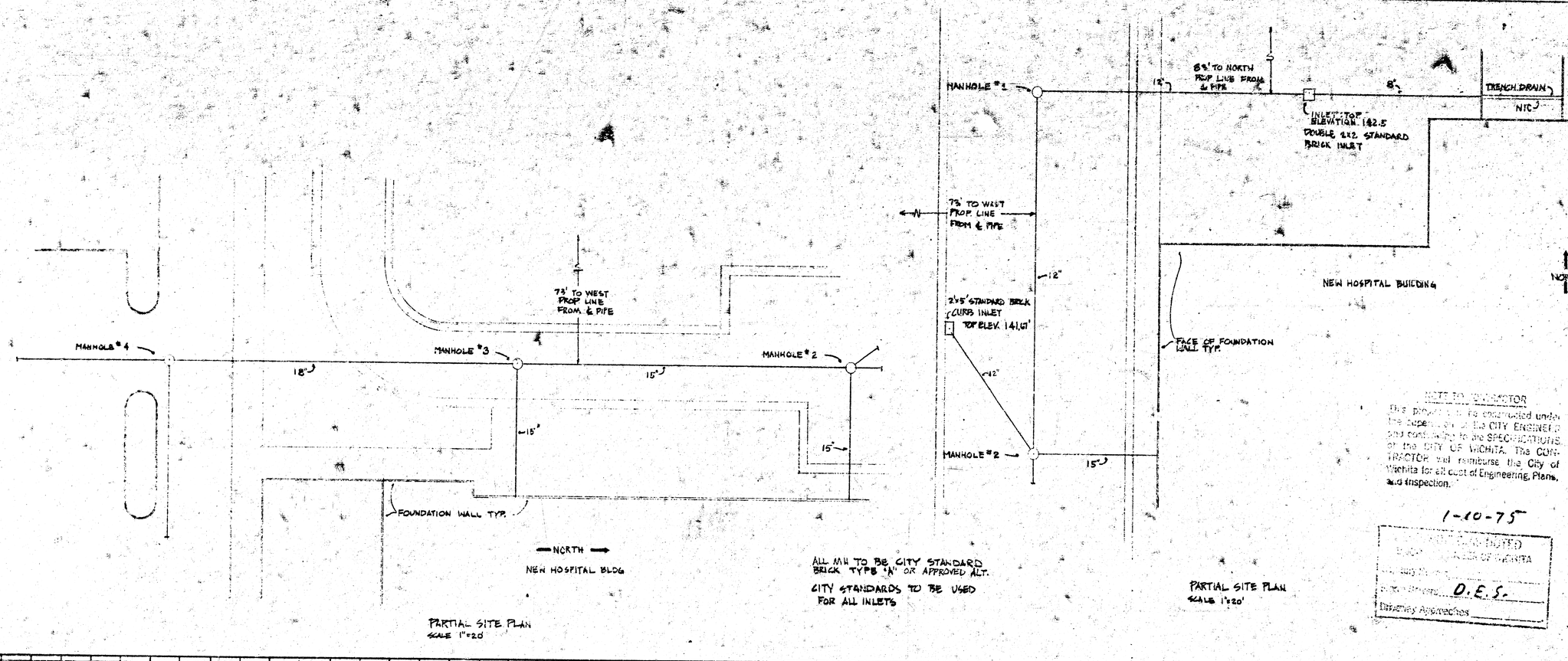

PARTIAL SITE PLAN
SCALE 1"=20'

ALL MH TO BE CITY STANDARD BRICK TYPE 'N' OR APPROVED ALT.

CITY STANDARDS TO BE USED FOR ALL INLETS

PARTIAL SITE PLAN
SCALE 1"=20'

NOTE TO CONTRACTOR

This project is to be constructed under the supervision of the CITY ENGINEER and conforming to the SPECIFICATIONS of the CITY OF WICHITA. The CONTRACTOR will reimburse the City of Wichita for all cost of Engineering, Plans, and Inspection.

1-10-75

APPROVED
BY CITY OF WICHITA
D.E.S.
Driveway Approaches

THE NEW ST. JOSEPH HOSPITAL CENTER



GENERAL NOTES
1. ALL TRENCH PER CITY OF WICHITA STANDARDS
2. ALL EXCAVATION PER OSHA STANDARDS
3. ALL STREETS PER CITY SPEC.

SITE WORK SEWER
SHEET 3 OF 3

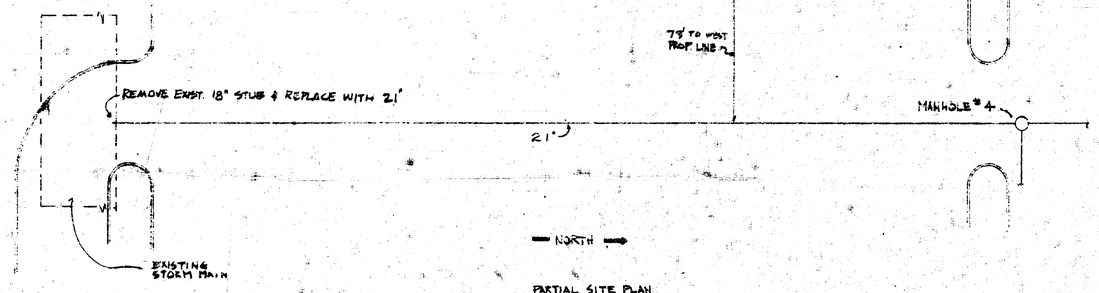

PARTIAL SITE PLAN
SCALE: 1"=20'

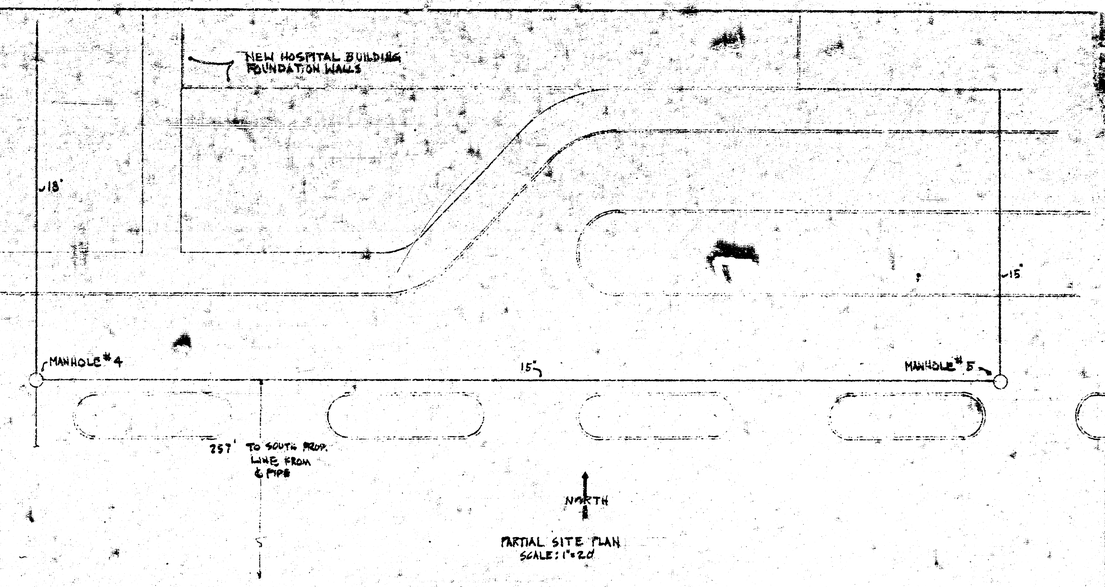

PARTIAL SITE PLAN
SCALE: 1"=20'

ALL M.H. TO BE CITY STANDARD BRICK TYPE 'A'

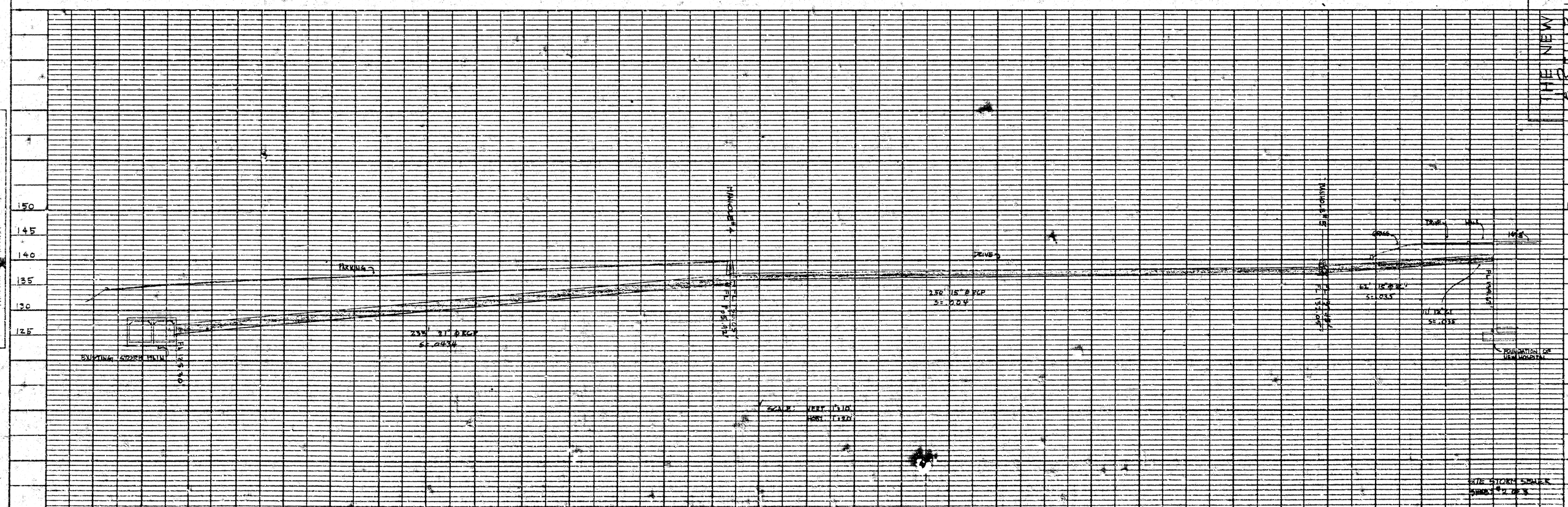

SITE STORM SEWER
SHEET #2 OF 8

THE NEW ST. JOSEPH HOSPITAL REHABILITATION CENTER

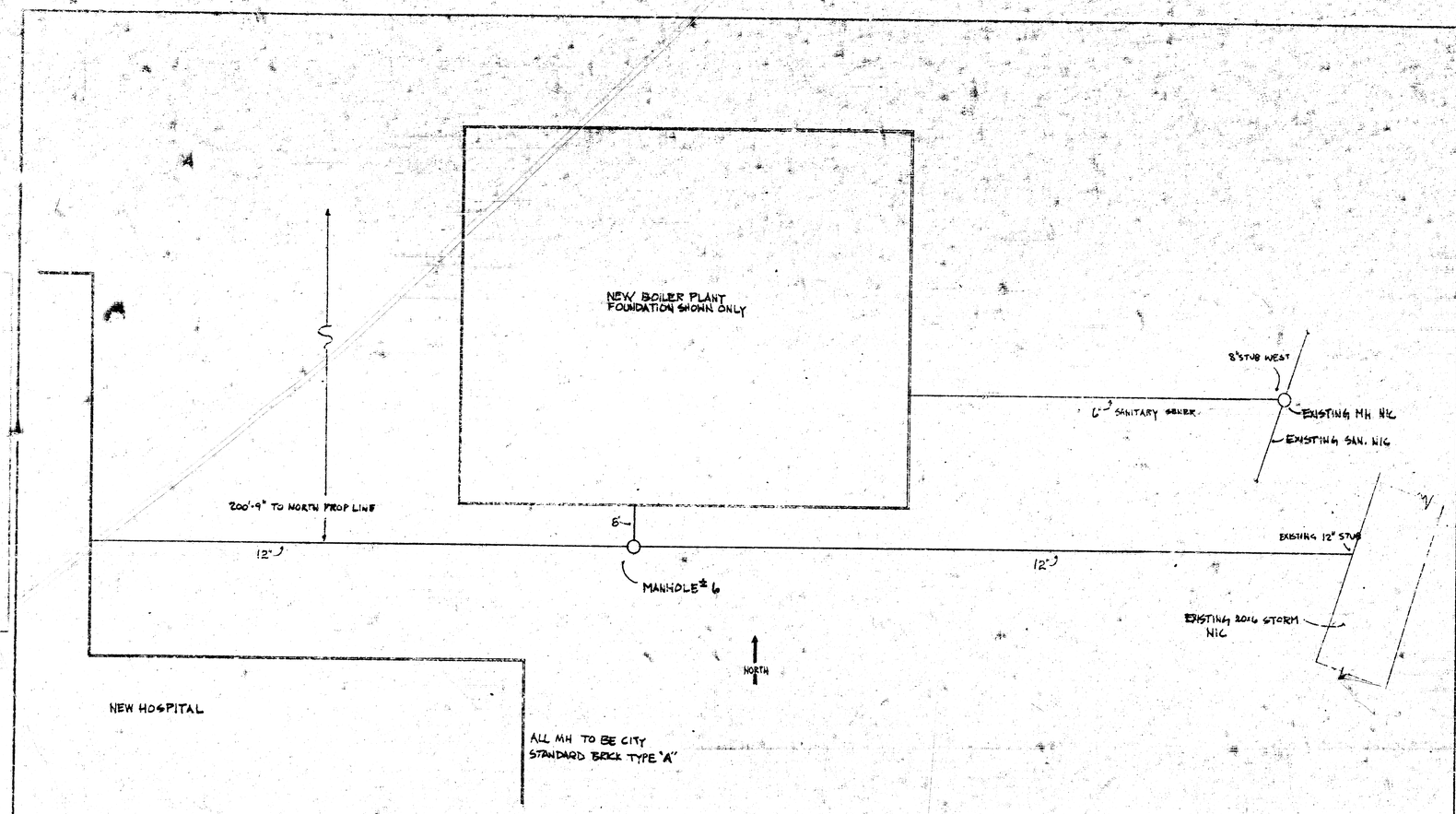

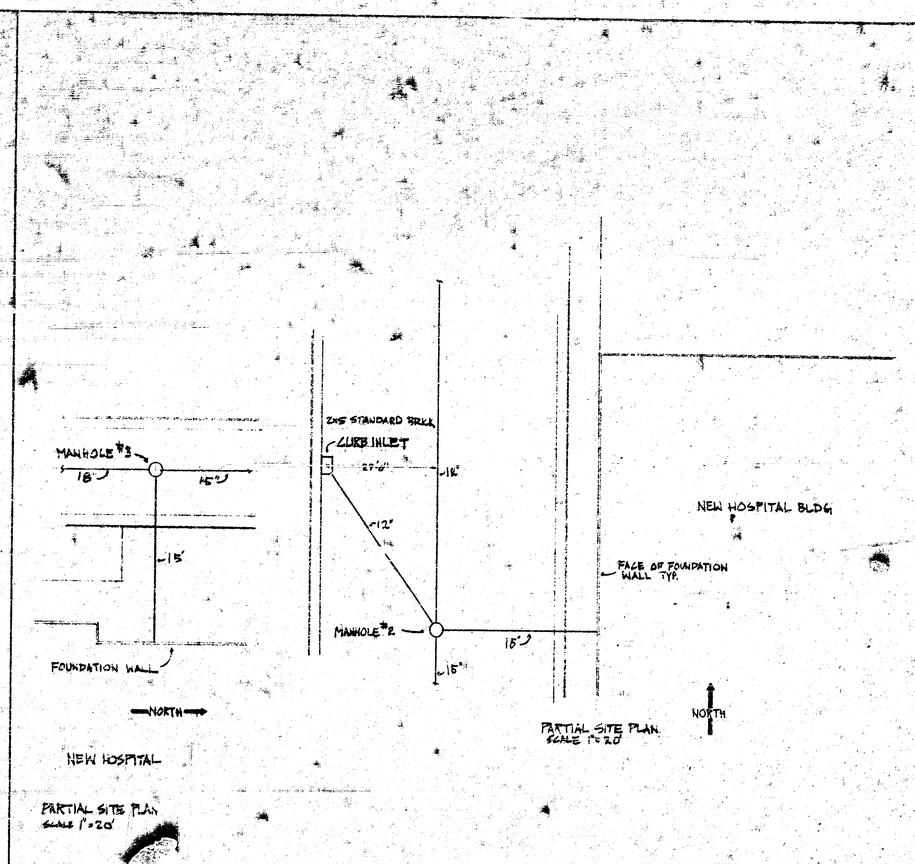

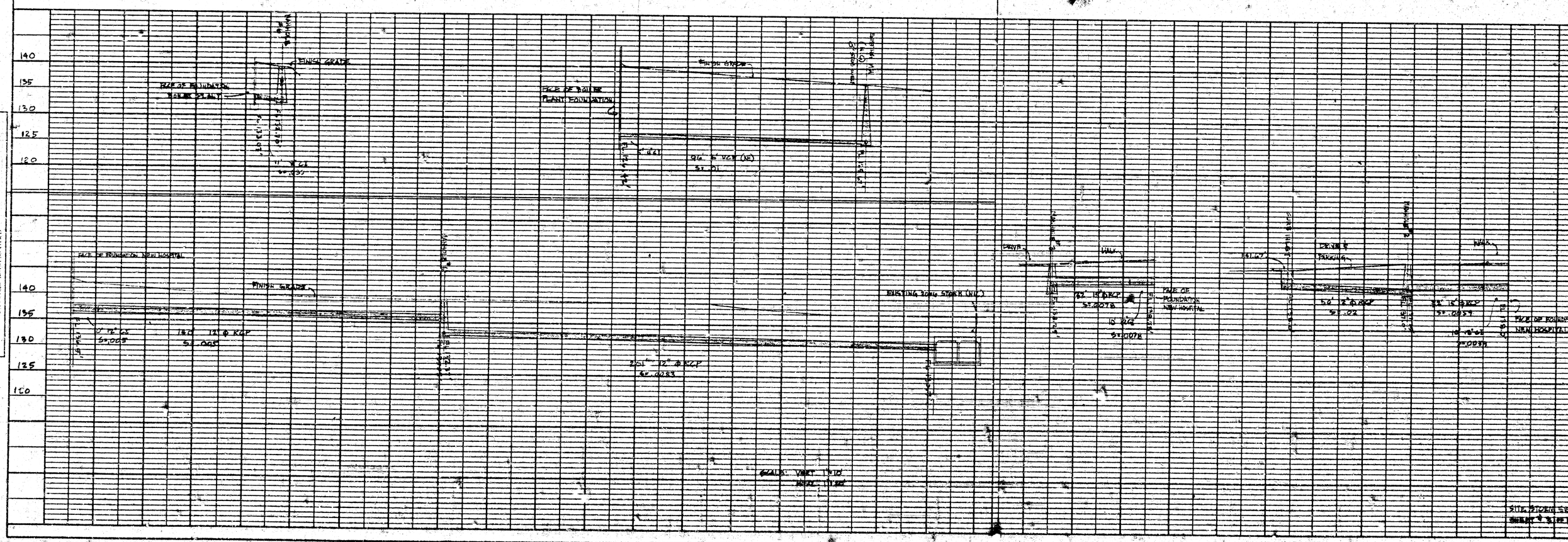

ST JOSEPH HOSPITAL
NEW

NOTE: VERIFY LOCATIONS OF EXISTING UTILITIES AND REROUTE TO AVOID INTERFERENCE WITH PEDESTRIAN TUNNEL (SEE DWG. EB-1)

EXISTING HOSPITAL COMPLEX

EXISTING CAPPED GAS LINE

PEDESTRIAN MECHANICAL TUNNEL

PROPOSED GAS MAIN N.I.C.

GRAND AVENUE

PROPOSED SAN. SEWER (N.I.C.)

WATER METER PIT

CLIFTON STREET

15" R.C.P. STORM DRAIN (N.I.C.)

20' EASEMENT

FUEL OIL TANKS (T-1)

QUENTIN AVE.

EASEMENT

DRAINAGE

BLUFF VIEW

STORM DRAIN T.E. 135.0

R.C.B.C. (N.I.C.)

CONNECT STORM SEWER TO NEW R.C.B.

STORM DRAINS

T.E. 136.0

LEAVE 15" CAPPED STUB FOR STORM DRAINS FOR FUTURE PARKING LOT

NEW HOSPITAL

(ENTRY LEVEL = 143'-0")

FIRST FLOOR LEVEL = 141'-0"

BOILER ROOM

FLR. LEVEL = 139'-0"

ENTRY LEVEL 141'-0"

MECH. TUNNEL

DEEP OUTLET STORAGE TANK

POST INDICATOR VALVE

INSTALL 8" STYLE "A" SIMPLEX KENNEDY DRAIN F.L. 138.75

NEW M.H. & S.S.

MANHOLES TO FINISH GRADE

BUILDING SETBACK

STORM DRAIN T.E. 134.8

EXISTG. 9'x4' RCBC

HARRY STREET

NORTH

SITE PLAN

SCALE : 1" = 50'-0"

NOTES:

1. OFFSET 8" WATER MAIN OVER TOP OF TUNNEL. PIPE TO BE DUCTILE IRON WRAPPED WITH BLACK POLYETHYLENE. PIPE TO BE INSULATED WITH 2" THICK JOHN THERMOBESTOS CLEAN TONE MOLDED PIPE INSULATION OR APPD EQUAL W/ 3 PLY LAMINATE JOHN MANVILLE JACKET CONSISTING OF 60 LB WHITE BLEACHED KRAFT, 0.001" ALUMINUM FOIL & 50 LB BLACK ASPHALT IMPREGNATED KRAFT PROVIDE ROOF COVERING OF ASPHALT SATURATED & COATED FELT JOHN MANVILLE "SOLASTONE" OR APPD EQUAL APPLIED IN ACCORDANCE W/MFR RECOMMENDATIONS. COMPLETE INSTALLATION TO BE IN ACCORDANCE W/CITY WATER DEPT'S REGULATIONS & REQUIREMENTS.

LEGEND

- SS — SANITARY SEWER
- STS — STORM SEWER
- W — WATER MAIN
- F — FIRE HYDRANT MAIN
- G — GAS MAIN
- S — LAWN SPRINKLER MAIN
- MANHOLE
- FIRE HYDRANT
- STORM DRAIN INLET
- DIRECTION OF PITCH FOR DRAINAGE
- T.E. TOP ELEVATION

DATE	DESCRIPTION	BY
11-17-75	STORM DRAINAGE REVISIONS	CAN
1-14-76	CLOCK DRAINAGE REVISIONS	CAN
4-27-76	SITE PLAN REVISIONS	CAN
5-17-76	SITE PLAN REVISIONS	CAN
10-13-76	PER BRL SEWER & GAS LINE REVISION	LMF

ENGINEERING ■ ARCHITECTURE ■ PLANNING ■ SYSTEMS ■ ECONOMICS

HEMINGSON, DUNKAK

SITE PLAN

APPD.
PROJ. MGR.
DESIGN
STRUCT.
MECH.
ELEC.