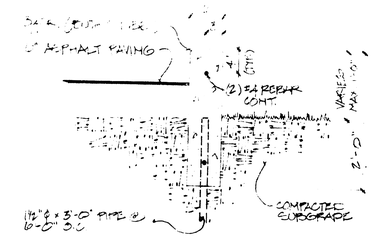

1 TYP. SECTION @ CONC. CURB
SCALE 1"=1'-0"



2 TYP. SECTION @ CONC. EDGER
SCALE 1"=1'-0"

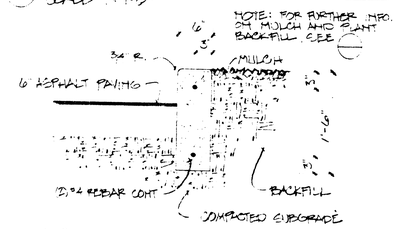

3 TYP. SECTION @ PLANTER CURB
SCALE 1"=1'-0"

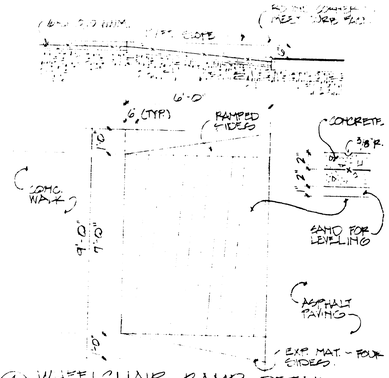

4 WHEELCHAIR RAMP DETAIL
NO SCALE

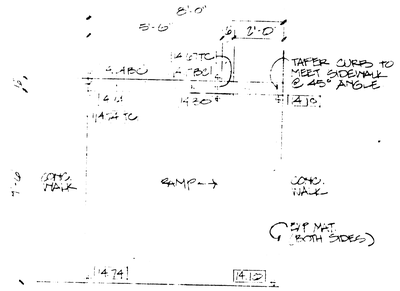

5 CONC. RAMP DETAIL
SCALE 3/8"=1'-0"

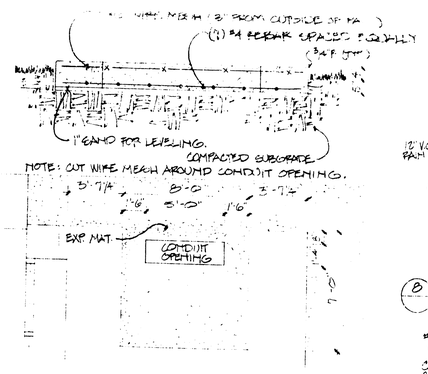

6 TRANSFORMER PAD DETAIL
NO SCALE

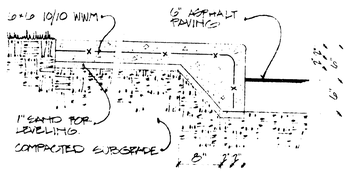

7 TYP. SECTION @ CONC. WALK/CURB
SCALE 1"=1'-0"

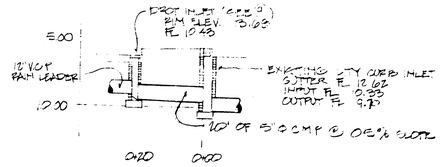

8 PROFILE OF PRIVATE STORM SEWER
HORIZONTAL SCALE 1"=10'
VERT. SCALE 1"=1'

NOTE: INSTALL THE NEW 15" CMP @ CITY CURB INLET ON PIPE AS THE MOUNTED FL ELEV. AND CENTER BETWEEN THE N.W. INTERIOR CORNER OF THE CURB INLET AND THE EXISTING 15" CMP.

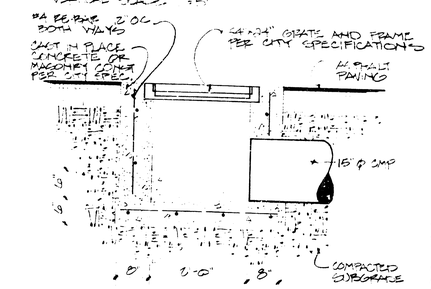

9 CONC. DROP INLET SECTION
SCALE 3/4"=1'-0"

SITE PLAN ABBREVIATIONS

BC	BOTTOM OF CURB
B.L.G.	BUILDING
B.W.	BOTTOM OF WALL
CONC.	CONCRETE
C.O.W.	CUT-WORK
ELEV.	ELEVATION
EXIST.	EXISTING
EXP.	EXPANSION
FIN. FL. ELEV.	FINISH FLOOR ELEVATION
FT.	FOOT
INFO.	INFORMATION
MAT.	MATERIAL
MAX.	MAXIMUM
MO. PAC. RR	MISSOURI PACIFIC RAILROAD
℄	CENTER
R.	RADIUS
RET.	RETAINING
T.C.	TOP OF CURB
T.W.	TOP OF WALL
TYP.	TYPICAL
WWM.	WELDED WIRE MESH
⌀	DIAMETER
@	AT
#	NUMBER
℄	CENTERLINE
E	FLOW LINE
D.I.	DROP INLET
CMP	CORRUGATED METAL PIPE
CONST.	CONSTRUCTION
V.C.P.	VITRIFIED CLAY PIPE

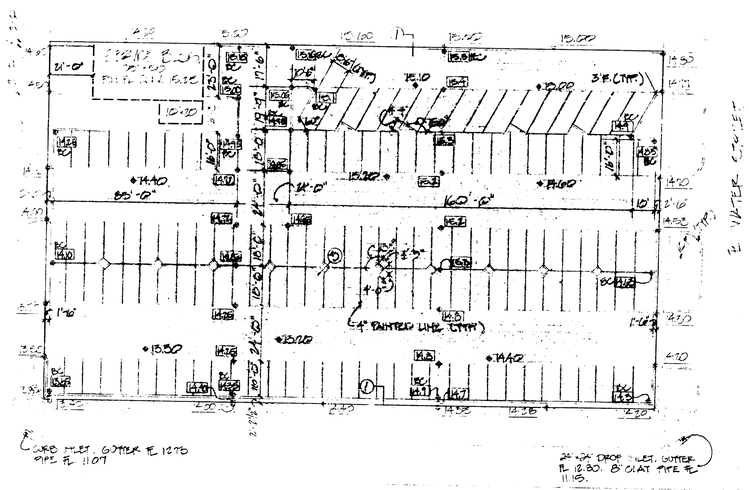

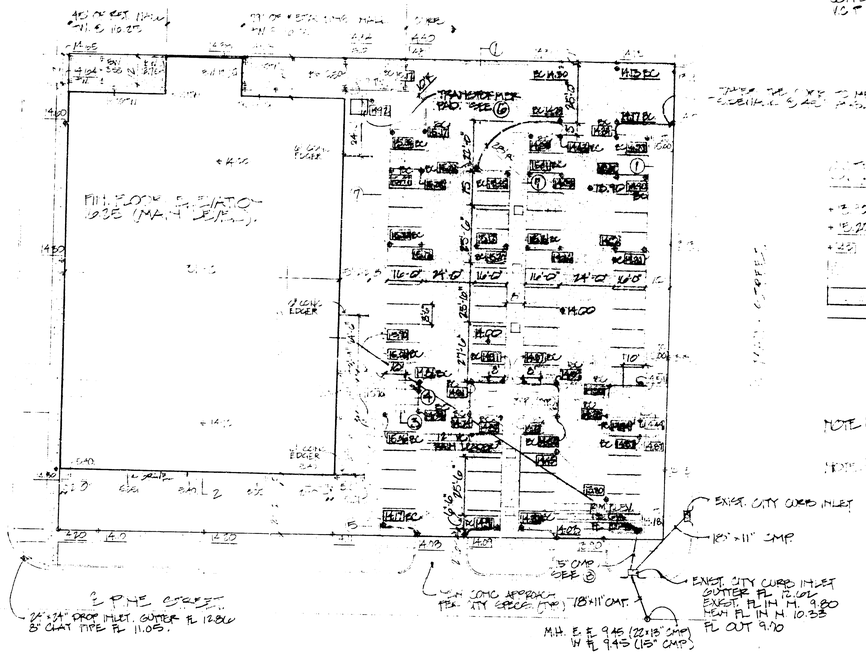

SITE PLAN SYMBOLS

+12.00	EXISTING GRADE ELEVATION
+12.00	PROP. FINISH GRADE ELEVATION
+12.00	NEW GRADE ELEVATION
	CONCRETE
	ASPHALT PAVING
	STORM SEWER

NOTE: SEE ENGINEERING SITE PLAN FOR UTILITY INFORMATION.

NOTE: [illegible] TO SHOT FLOW [illegible]

SITE GRADING, LAYOUT AND DETAILS

SCALE 1"=30'

CITY OF WICHITA PRIVATE STORM SEWER PROJECT NO. 468 76-245-80818000-000-0000

FILMED FROM THE BEST AVAILABLE COPY ....

8 1 6 41