Note: all bars no. 6 unless otherwise noted

No. 6 bars = 618 LF
No. 4 bars = 27 LF

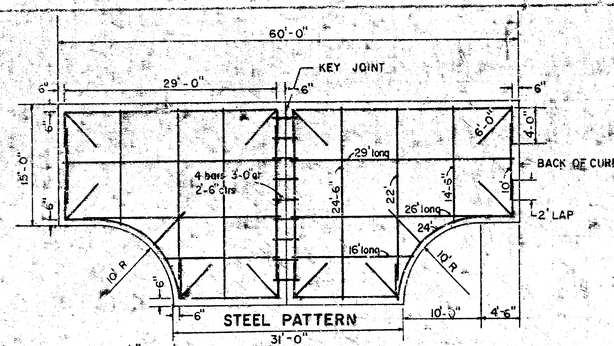

STEEL PATTERN

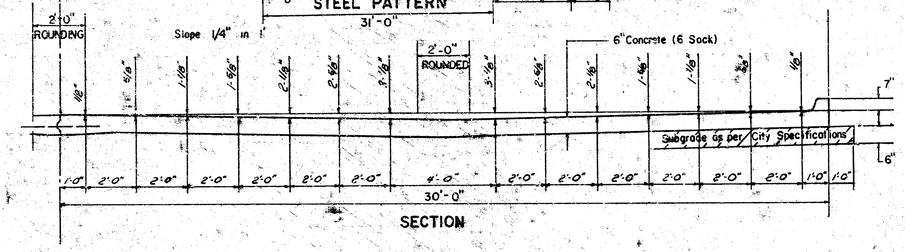

SECTION

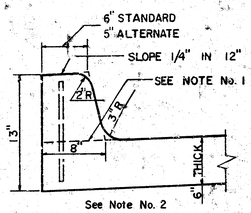

INTEGRAL CURB

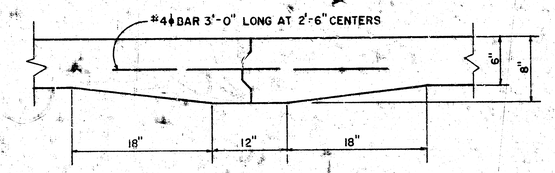

KEY JOINT DETAIL

GENERAL NOTES

1. CONTRACTION JOINTS MAY BE CONSTRUCTED IN INTEGRAL CURB BY SAWING WITH AN APPROVED CONCRETE SAW. THE SAW CUT SHALL EXTEND THROUGH THE CURB TO THE PAVEMENT. SAWED CONTRACTION JOINTS SHALL HAVE A MAXIMUM SPACING OF 10'.

2. INTEGRAL CURB SHALL BE TIED TO THE PAVEMENT BASE WITH SHORT DEFORMED DOWEL BARS SPACED AT 2'-6" INTERVALS. THESE DOWEL BARS SHALL NOT BE LESS THAN 1/2" OR MORE THAN 3/4" IN DIAMETER.

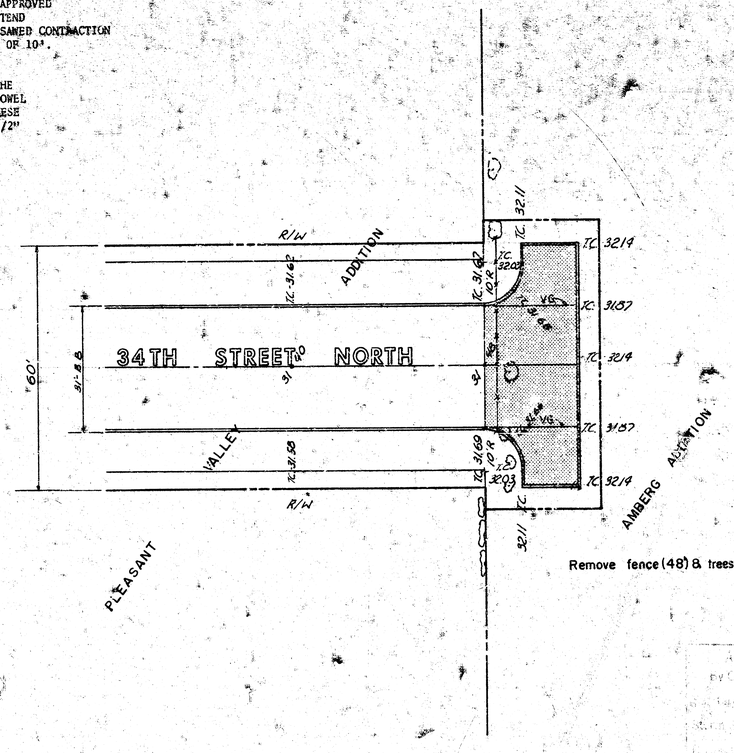

NOTE TO CONTRACTOR

This project will be constructed under the supervision of the CITY ENGINEER and conforming to the SPECIFICATIONS of the CITY OF WICHITA. The CONTRACTOR will reimburse the City of Wichita for all cost of Engineering, Plans and Inspection.

Scale:
1"=20' Horz.
1"=5' Vert

B.M.: City Disc. 42' E & 34' N of ℄ Amidon & 33rd St. No. Elev. = 131.36 City Datum

APPROVED BY CITY COUNCIL

3-2-76 Seal



34 TH STREET CUL-DE-SAC
IMPROVEMENT AMBERG ADDITION
Proj. No. DAKW 706003