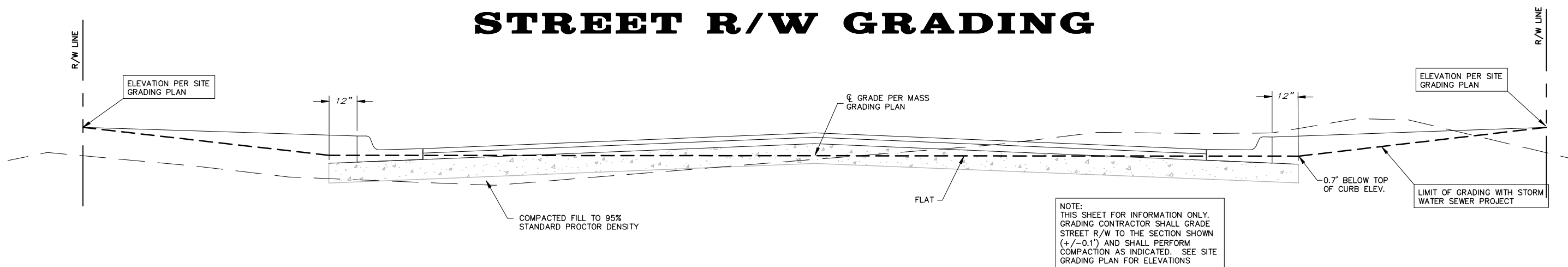
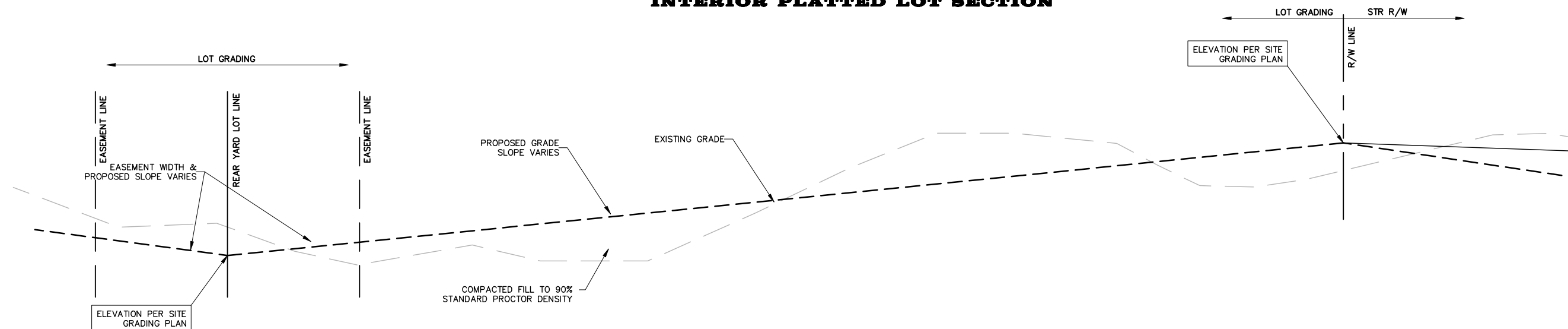


TYPICAL MASS GRADING DETAIL

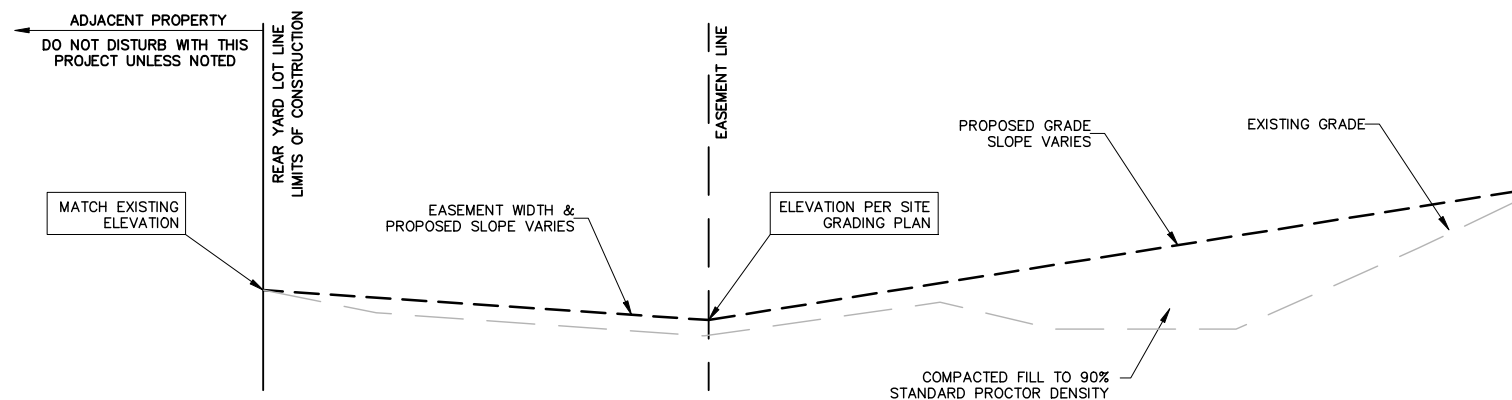
STREET R/W GRADING



LOT FILL GRADING (PHASE 2 ONLY) INTERIOR PLATTED LOT SECTION



EXTERIOR PLATTED LOT SECTION



NOTE:
GRADING CONTRACTOR SHALL GRADE
LOTS TO THE SECTION SHOWN
(+/-0.2') AND SHALL PERFORM
COMPACTION AS INDICATED. SEE SITE
GRADING PLAN FOR ELEVATIONS

		MASS GRADING TYPICAL SECTION	
<small>Baughman Company, P.A. 315 8th St. Wichita, KS 67211 P 3162627271 F 3162620149 ENGINEERING SURVEYING PLANNING LANDSCAPE ARCHITECTURE</small>			
PROJECT NUMBER 468-64298	DESIGN C.O.W.	DRAWN STAFF	
REVISIONS:	APPROVED	DATE 02/07	
	SCALE NONE	SHEET 16 OF 29	