PROJECT NO.	FISCAL YEAR	SHEET NO.	TOTAL SHEETS
DAKB 576042	19 77	7	17

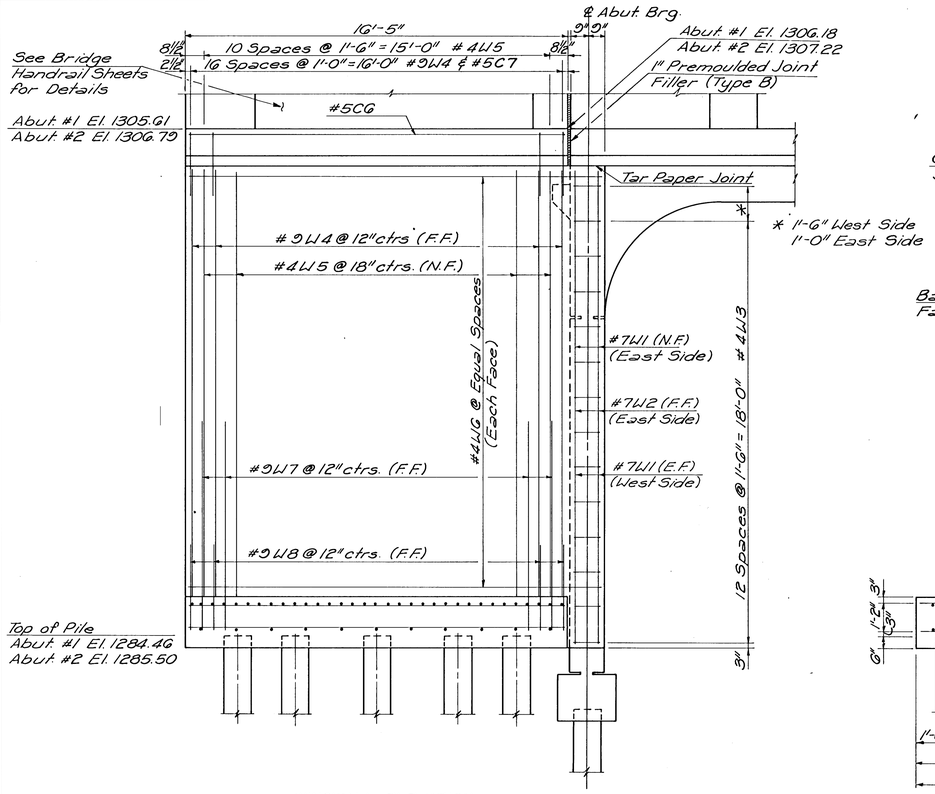

WINGWALL ELEVATION

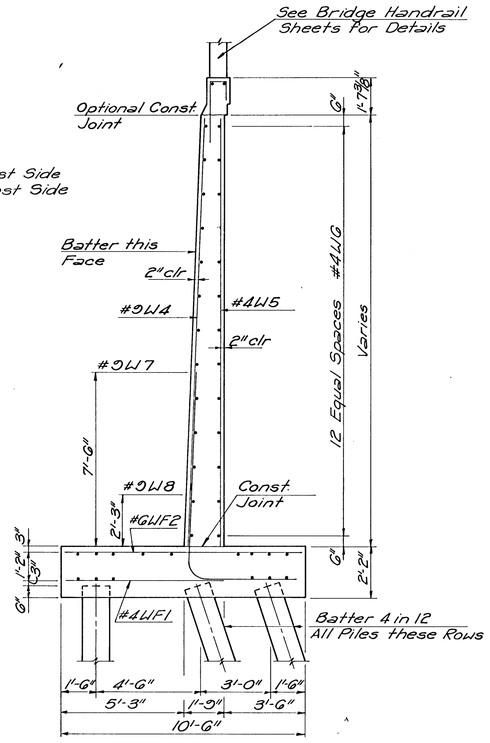

SECTION THRU WINGWALL

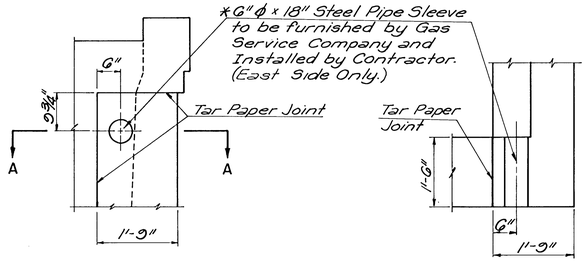

SECTION A-A

NOTE: Contractor to contact Gas Service Company before backfilling Wingwalls and construction of Sidewalk.

SLEEVE LOCATION DETAILS

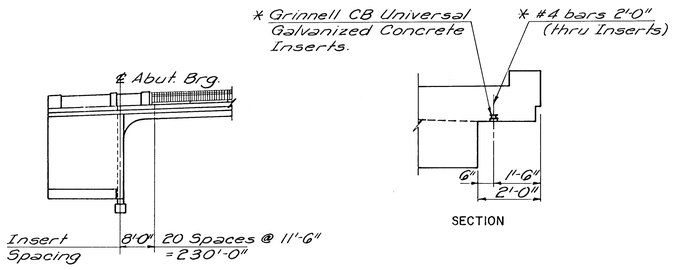

PART ELEVATION

SECTION

INSERT LOCATION DETAILS

* To be furnished by Gas Service Company and Installed by the Contractor. Cost of installation shall be included in the Price bid for Class I Concrete.

GAS LINE DETAILS
(EAST SIDE)

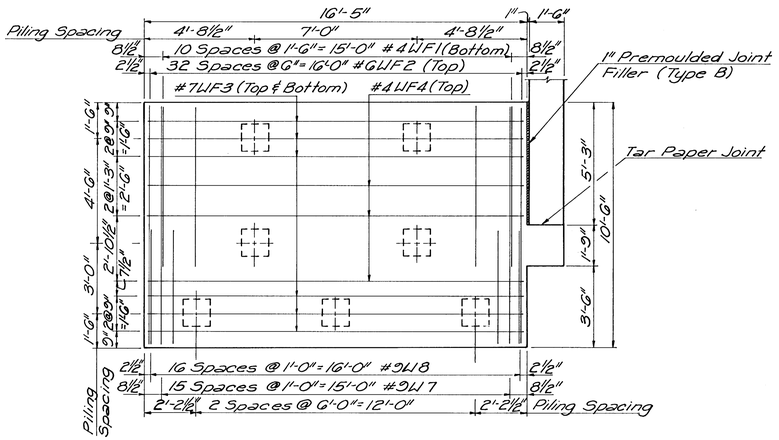

WINGWALL FOOTING PLAN

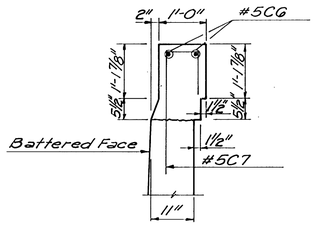

WINGWALL CURB DETAIL

CITY OF WICHITA, KANSAS
R.W. LINN, P.E. CITY ENGINEER

ABUTMENT DETAILS

WOODMAN BRIDGE
OVER THE LITTLE ARKANSAS RIVER
CITY OF WICHITA PROJECT NO. DAKB 576042

PROFESSIONAL ENGINEERING CONSULTANTS, P.A.
ENGINEERS
WICHITA, KANSAS

Designed by		Checked by	
Drawn by		Date	Job No.