PUB. ROAD DIV. NO.	STATE	PROJECT NO.	FISCAL YEAR	SHEET NO.	TOTAL SHEETS
5	KANSAS	*	1970	103	229

* 35W-87135W-1(33)46

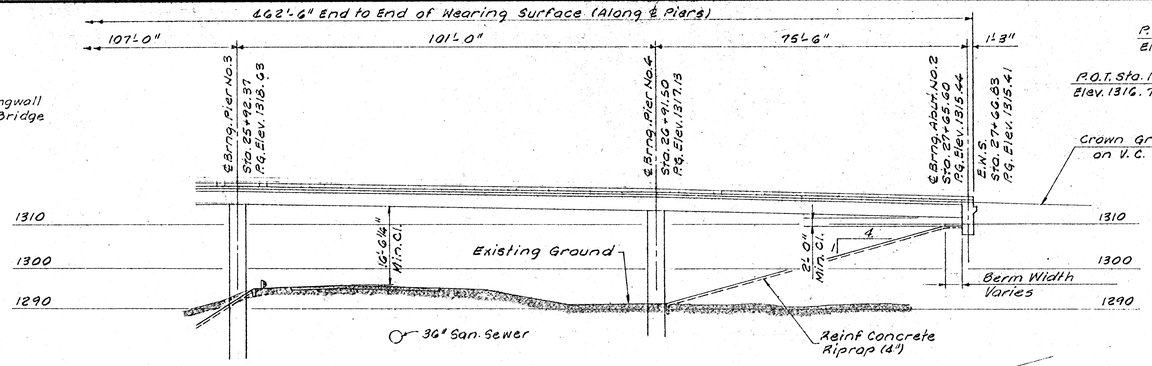

ELEVATION

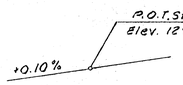

PROFILE 135W

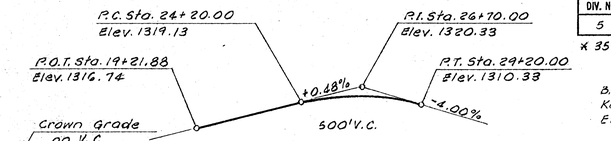

PROFILE RAMP ES

B.M. S. Rim M.H. South of Kellogg 9' West & Pattie Elev. 1295.00

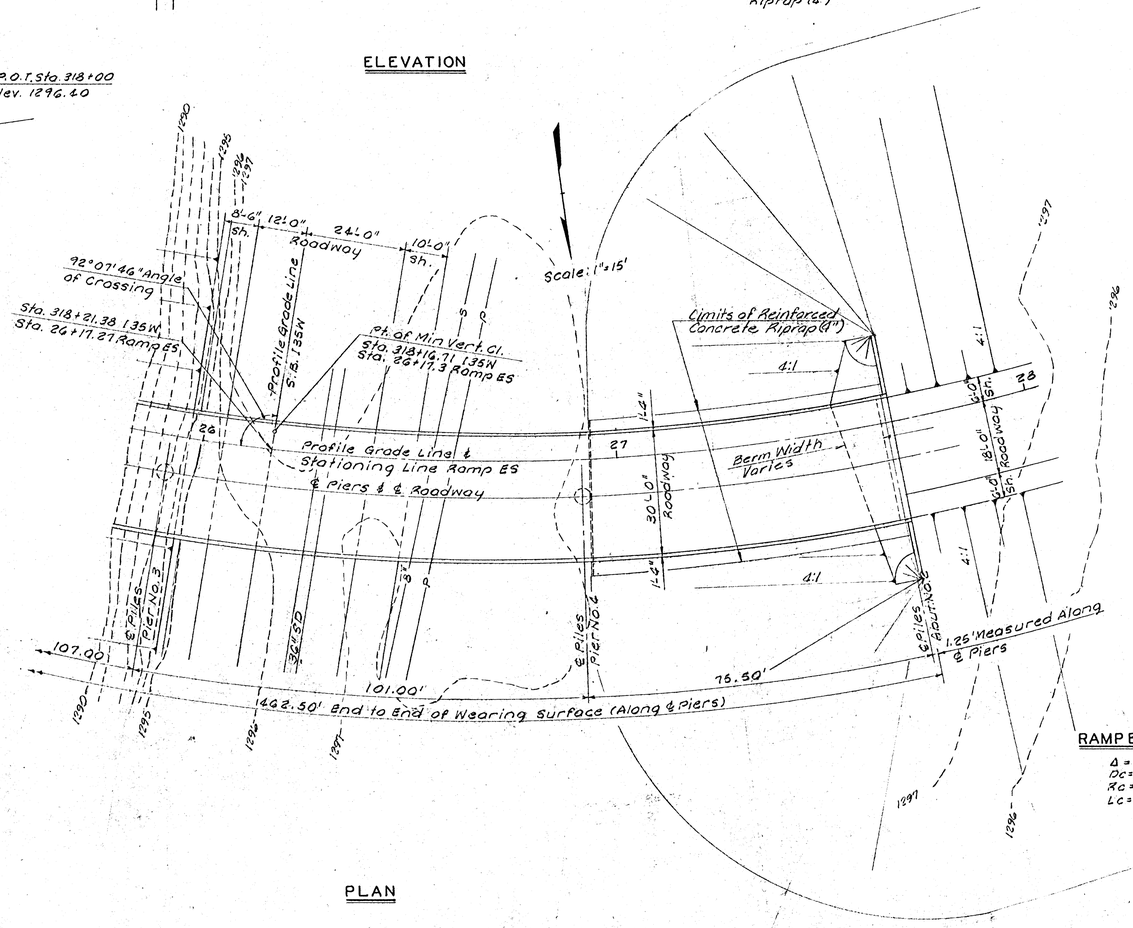

PLAN

RAMP ES CURVE DATA (ARC DEF.)

Δ = 147°17'17"
Dc = 12° 0'
Rc = 477.46
Lc = 1227.40

Note: Design Loading HS 20-44 AASHO Specs. 1969 Edition and P.P.M. 20-4

NO.	DATE	REVISIONS	BY	APP'D
3				
2				
1				

STATE HIGHWAY COMMISSION OF KANSAS

BR. NO. 35W-87-14.56 STA. 25+38.75

CONSTRUCTION LAYOUT
RAMP ES OVER I35W

PROJ. NO. 35W-87 I35W-I(33)46 SEDGWICK CO.

WILSON & COMPANY
ENGINEERS & ARCHITECTS
SALINA, KANSAS

DESIGNED J.L.M. TRACED J.F.B. CHECKED

DEC 27 1971

G4-1003