PUB. ROAD DIV. NO.	STATE	PROJECT NO.	FISCAL YEAR	SHEET NO.	TOTAL SHEETS
5	KANSAS	*		108	229

* 35W-87I-35W-1(33)46

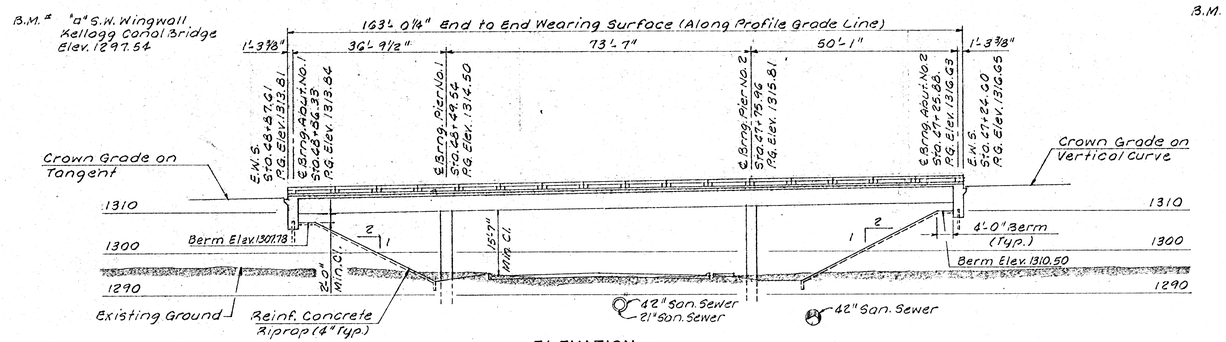

ELEVATION

Shown Normal to Hydraulic Ave. Sta. 79+-73.58'-50.08' Continuous Reinforced Concrete Box Girder Spans, Pile Bent Abutments, Pedestal Type Piers. Skew 12°18' 54" Rt.

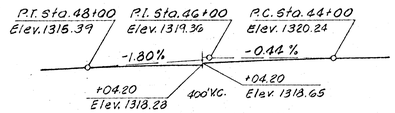

PROFILE RAMP NSW

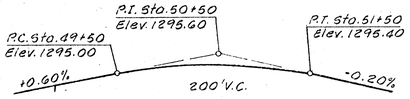

PROFILE HYDRAULIC AVE.

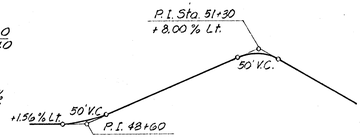

SUPERELEVATION DIAGRAM RAMP NSW

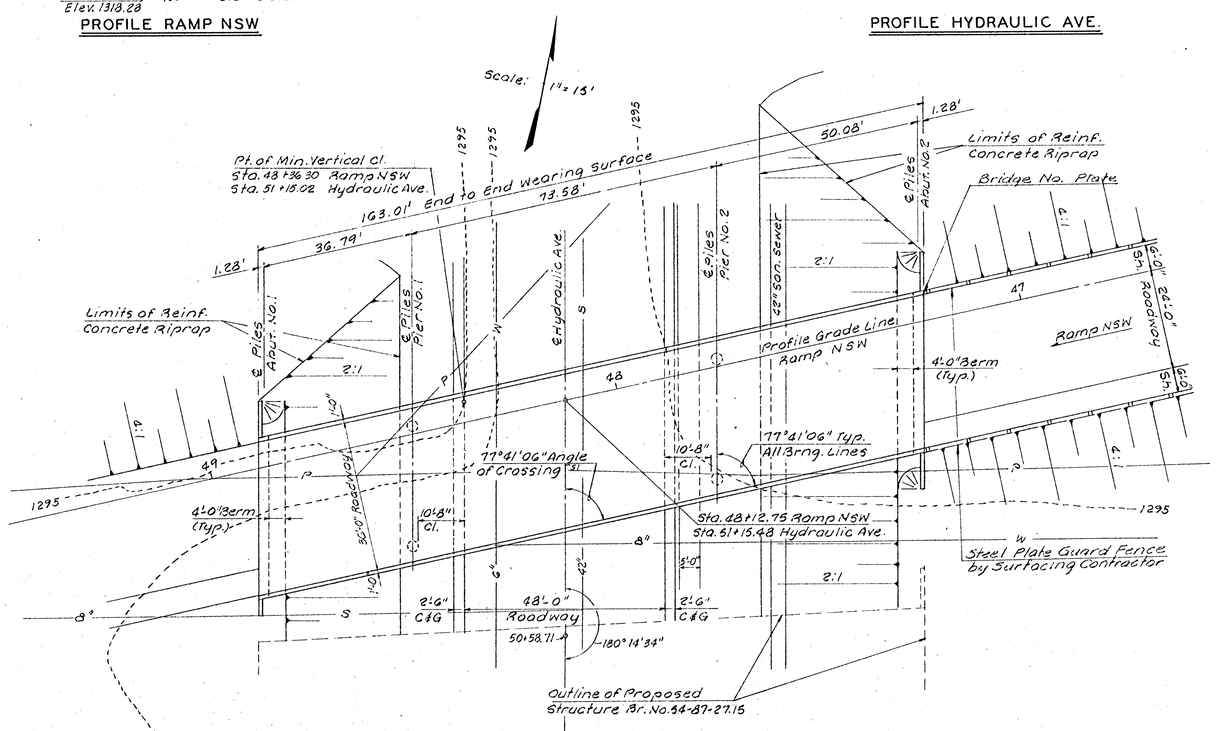

PLAN

Note: Design Loading H5 20-44 AASHO Specs. 1969 Edition & P.R.M 20-4

NO.	DATE	REVISIONS	BY	APP'D
3				
2				
1				

STATE HIGHWAY COMMISSION OF KANSAS
BRIDGE NO. 54-87-27.16 STA. 48+05.60

CONSTRUCTION LAYOUT
RAMP NSW OVER HYDRAULIC AVE.

PROJ. NO. 35W-87I-35W-1(33)46 SEDGWICK CO.

WILSON & COMPANY
ENGINEERS & ARCHITECTS
SALINA, KANSAS

DESIGNED L.C.C. TRACED J.F.B. CHECKED G.H.N.

DEC 27 1971

64-100B