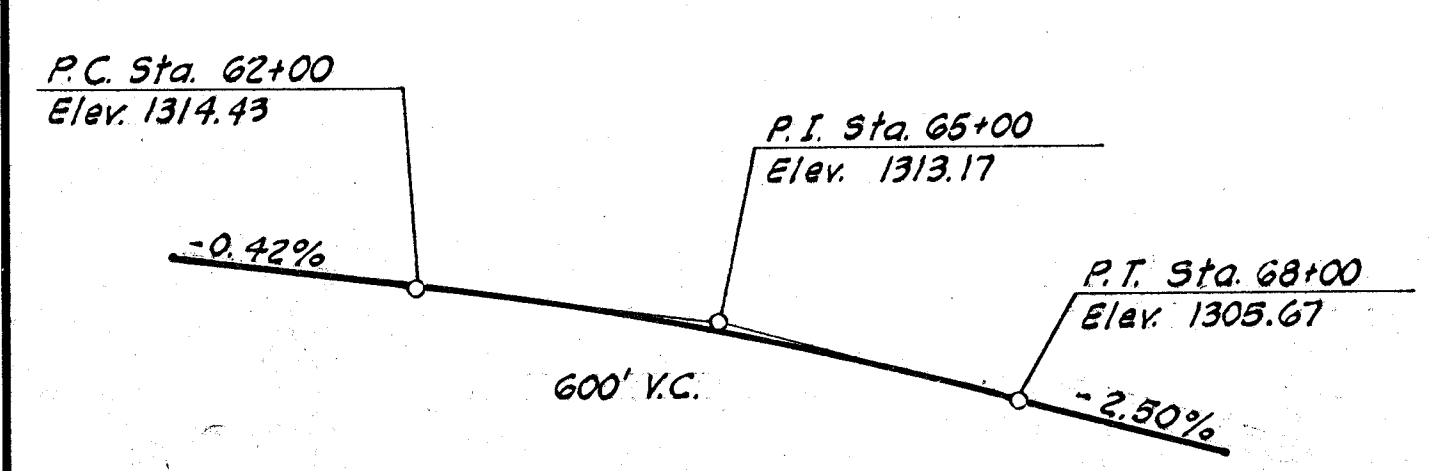
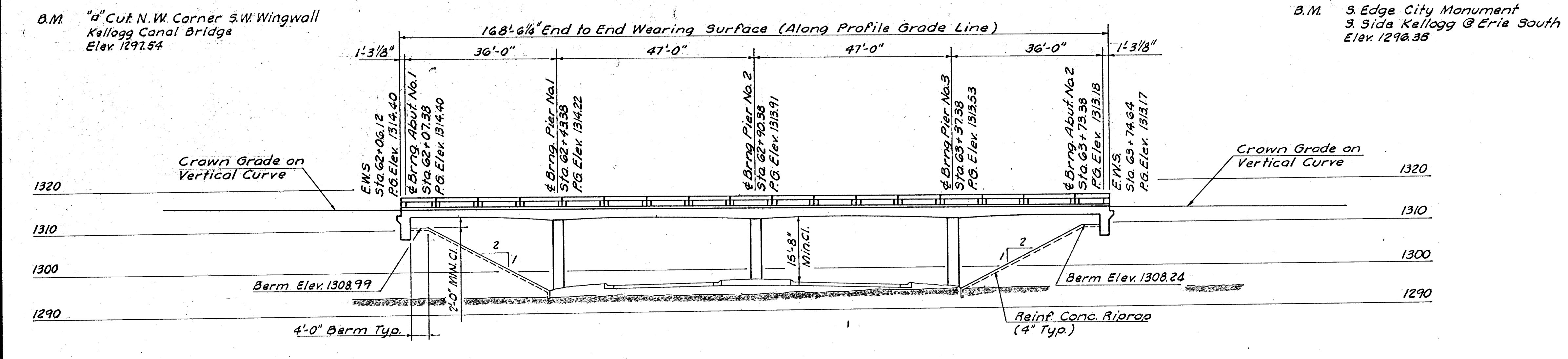


PUB. ROAD DIV. NO.	STATE	PROJECT NO.	FISCAL YEAR	SHEET NO.	TOTAL SHEETS
6	KANSAS	*		115	229

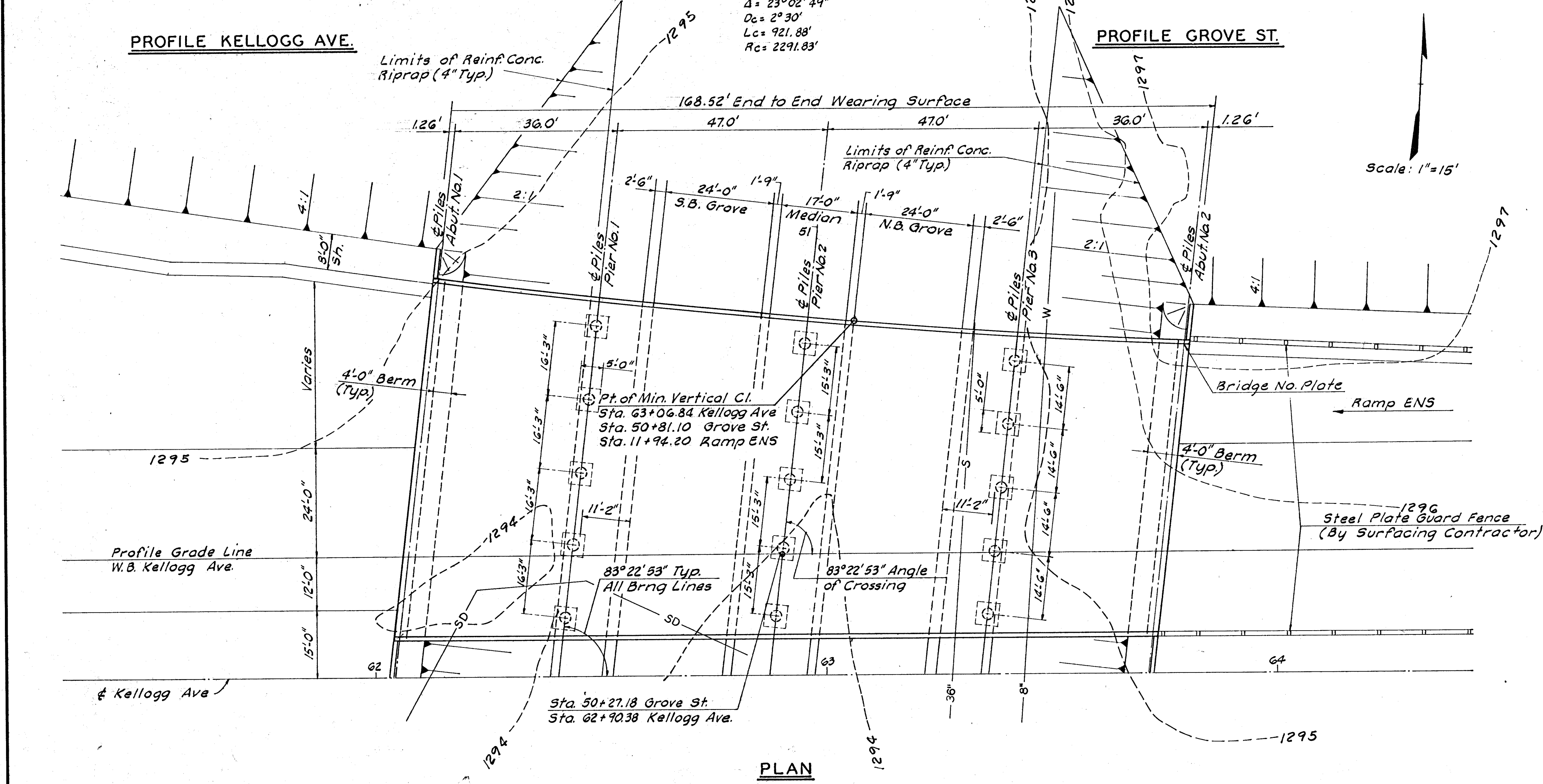
* 35W-87135W-1(33)46



RAMP ENS CURVE DATA (ARC DEF)

$\Delta = 23^\circ 02' 49"$
 $D_c = 2^\circ 30'$
 $L_c = 921.88'$
 $R_c = 2291.83'$

PROFILE GROVE ST.



- GENERAL NOTES**
- DESIGN LOADING HS 20-44 A.A.S.H.O. SPECIFICATION, 1969 EDITION AND P.P.M. 20-4.
 - EXCAVATION AND EMBANKMENT FOR GROVE STREET AND WESTBOUND KELLOGG AVENUE SHALL BE COMPLETED IN THE VICINITY OF THE BRIDGE BY THE GRADING CONTRACTOR AS SHOWN ON THE BRIDGE EXCAVATION SHEETS PRIOR TO CONSTRUCTION OF PIERS AND ABUTMENTS.
 - BRIDGE EXCAVATION SHALL BE CLASS III. SEE BRIDGE EXCAVATION SHEET FOR LIMITS OF PAY EXCAVATION.
 - BACKFILL COMPACTION WILL BE REQUIRED AT ALL PIERS.
 - UNIT STRESSES $f'_c = 4,000$ P.S.I., $f_c = 1,600$ P.S.I., $f_s = 20,000$ P.S.I.
 - ALL REINFORCED CONCRETE RIPRAP TO BE PROVIDED BY THE BRIDGE CONTRACTOR. SEE REINFORCED CONCRETE RIPRAP SHEET FOR CONCRETE RIPRAP DETAILS.
 - TRAFFIC ON WESTBOUND KELLOGG AVENUE WILL BE DETOURED DURING CONSTRUCTION OF THE BRIDGE. SEE NOTE, SHEET NO.
 - PILES SHALL BE DRIVEN TO MINIMUM COMPUTED BEARING VALUES OF:
 ABUTMENTS NO. 1 AND 2 TONS PER PILE
 PIERS NO. 1, 2 AND 3 TONS PER PILE
 - TEST PILES SHALL REMAIN IN PLACE AS A PART OF THE PILING.

3				
2				
1				
NO.	DATE	REVISIONS	BY	APP'D
STATE HIGHWAY COMMISSION OF KANSAS BRIDGE NO. 54-87-27.63 STA. 62+90.38				
CONSTRUCTION LAYOUT W.B. KELLOGG AVE. OVER GROVE ST.				
PROJ. NO. 35W-87135W-1(33)46 SEDGWICK CO.				
WILSON & COMPANY ENGINEERS & ARCHITECTS SALINA, KANSAS				
DESIGNED JLM	TRACED AWA	CHECKED GHN		
SEP 27 1971 64-1008				