STATE	PROJECT NO.	YEAR	SHEET NO.	TOTAL SHEETS
KANSAS	54-87 K-6657-01	2002	329	1122

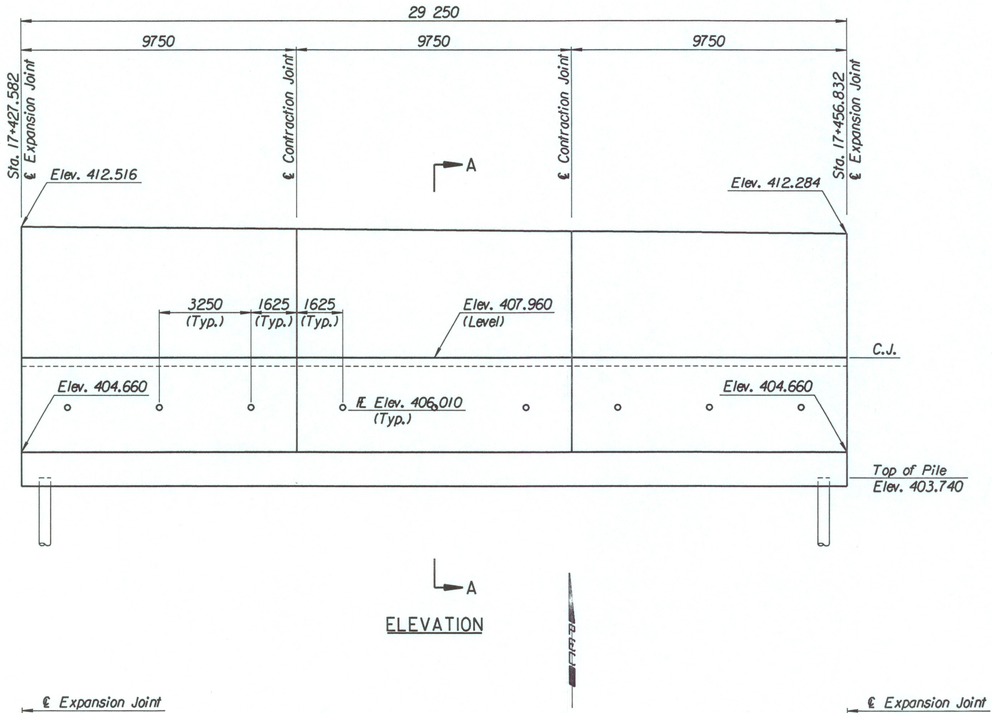

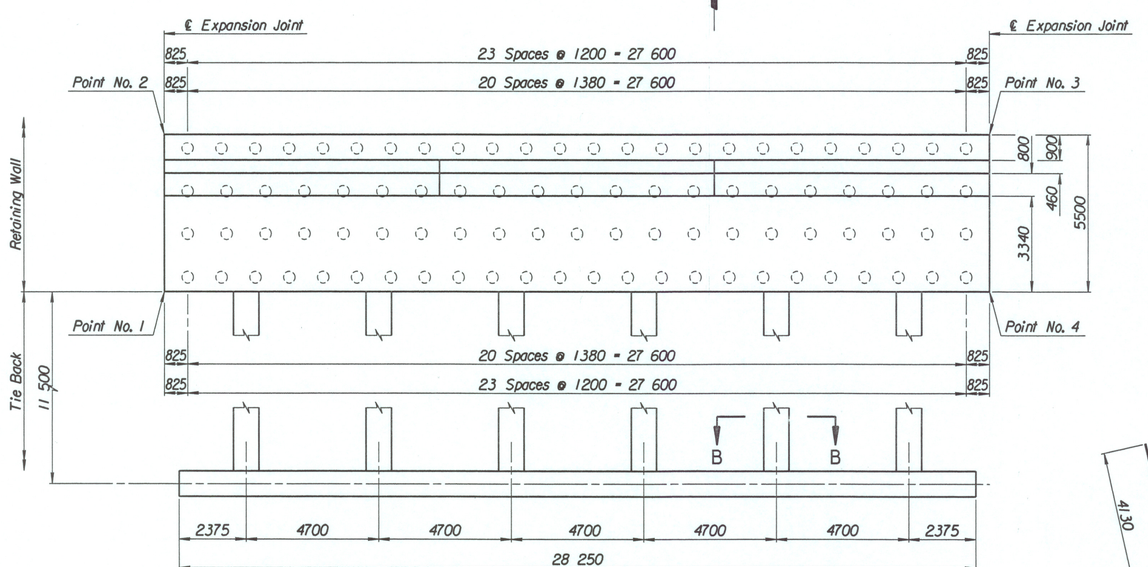

PLAN

TIE BACK REINFORCING STEEL

Straight Bars				Bent Bars			
Mark	Size	Number	Length	Mark	Size	Number	Length
B6-16	#25	36	15 040	B6-13	#13	222	2740
				B6-14	#29	72	12 000
				B6-15	#13	94	5700

TIE BACK QUANTITIES

Item	Quantity	Unit
Concrete (Grade 30)(AE)	90.4	m^3
Reinforcing Steel (Grade 420)	7660	kg

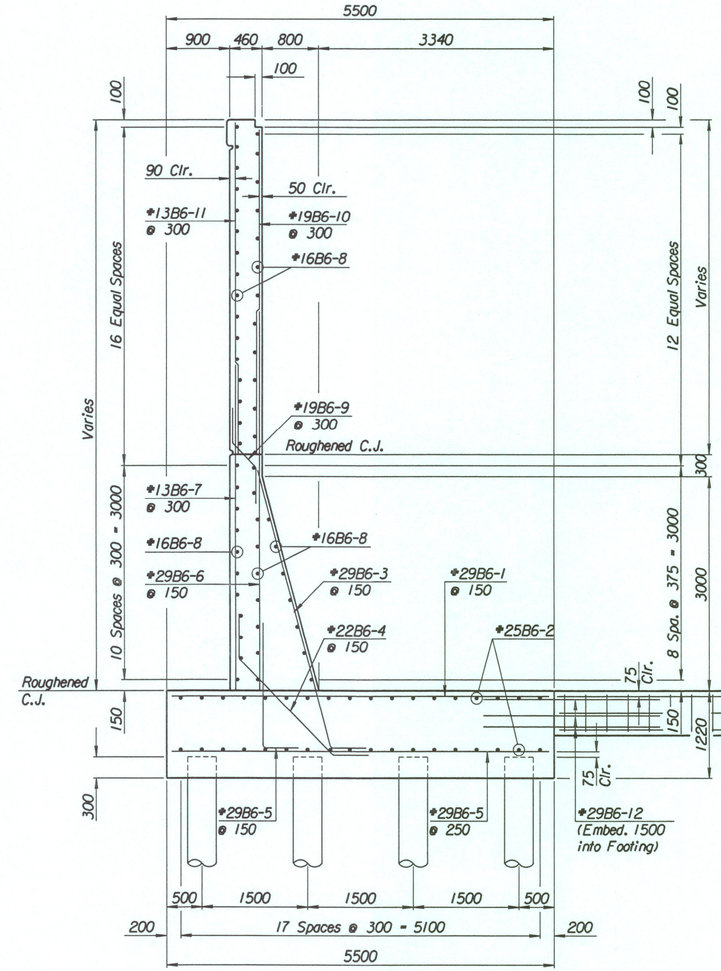

SECTION A-A

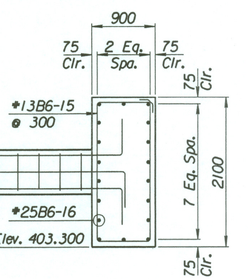

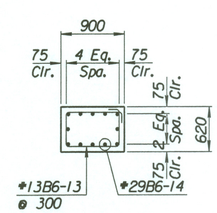

SECTION B-B

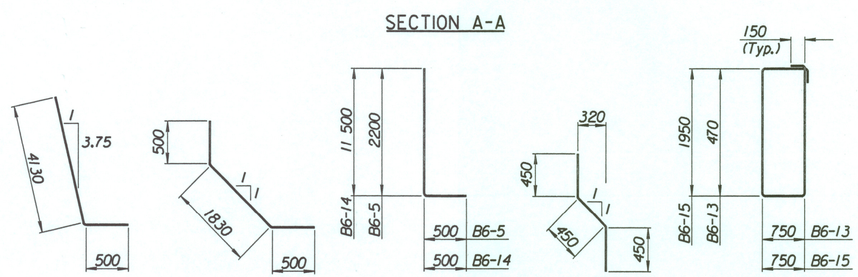

B6-3 B6-4 B6-5, B6-14 B6-9 B6-13, B6-15

BENDING DIAGRAMS

All dimensions are out to out of bars.

LAYOUT INFORMATION

Point No.	North Coordinate	East Coordinate	Station	Offset
1	512057.434	493292.525	17+427.582	13.895 Lt.
2	512062.422	493290.208	17+427.582	19.395 Lt.
3	512074.744	493316.736	17+456.832	19.395 Lt.
4	512069.756	493319.053	17+456.832	13.895 Lt.

REINFORCING STEEL

Straight Bars				Bent Bars			
Mark	Size	Number	Length	Mark	Size	Number	Length
B6-1	#29	312	5420	B6-3	#29	195	4630
B6-2	#25	72	15 540	B6-4	#22	195	2830
				B6-5	#29	195	2700
B6-6	#29	195	5380				
B6-7	#13	99	4140	B6-9	#19	99	1350
B6-8	#16	165	9650				
B6-10	#19	99	4170				
B6-11	#13	99	4270				
B6-12	#29	72	4000				

WALL QUANTITIES

Item	Quantity	Unit
Pressure Grouted Pile (406 mm)	1080.0	m
Concrete (Grade 30)(AE)	335.2	m^3
Reinforcing Steel (Grade 420)	33 199	kg
Class III Excavation	361.1	m^3

No.	Revisions	By	Date
1			

CITY OF WICHITA

TYLER NORTHEAST WALL

STA. 17+427.582 TO STA. 17+456.832

SEDGWICK COUNTY

Professional Engineering Consultants, P.A.
303 S. TOPEKA • WICHITA, KANSAS 67202
316-262-2691 • FAX 316-262-3003

Designed by	P.D.F.	Checked by	R.A.S.
Drawn by	W.L.L.	Date April, 2002	Job No. 97362

Drawn by: wll
Plotted by: drp 4-11-2002
i:/1997/97362/001/bridge/tylerrd/NEwall-2