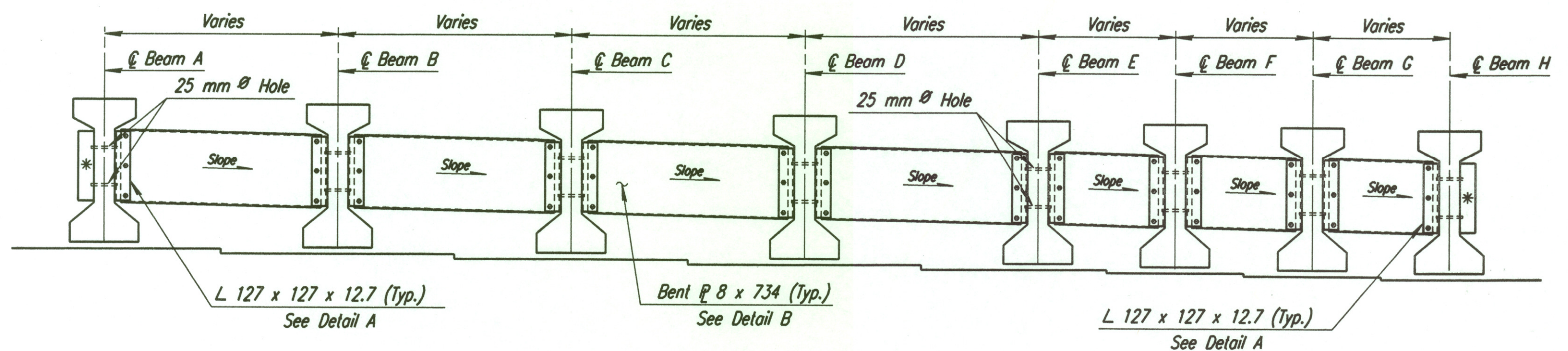


EXTERIOR DIAPHRAGMS INTERIOR DIAPHRAGMS

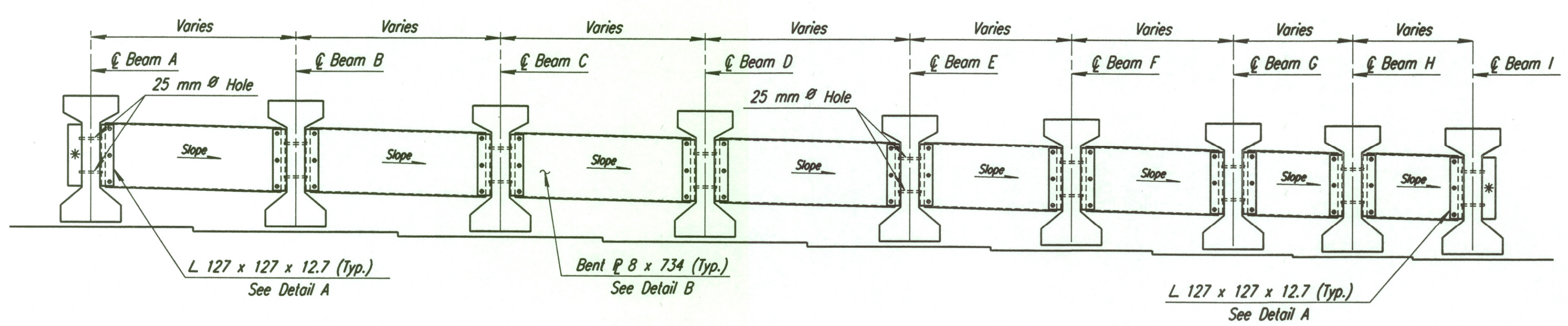
ELEVATION OF TEMPORARY DIAPHRAGMS
SPANS 1, 2 AND 3

*Exterior Diaphragm Brackets
Do Not Contain Attachment
Holes for Bent P.



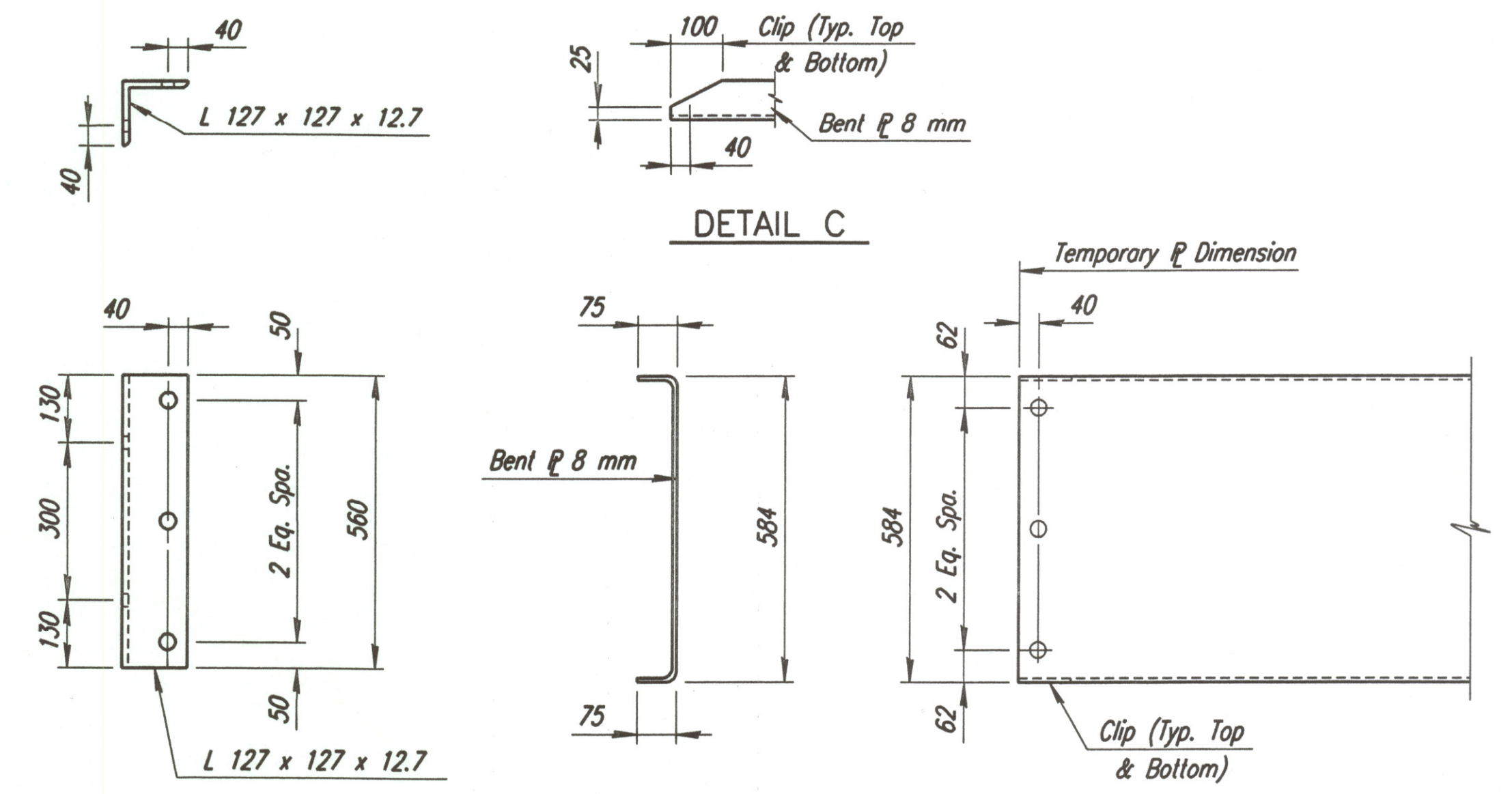
EXTERIOR DIAPHRAGMS INTERIOR DIAPHRAGMS

ELEVATION OF TEMPORARY DIAPHRAGMS
SPAN 4



EXTERIOR DIAPHRAGMS INTERIOR DIAPHRAGMS

ELEVATION OF TEMPORARY DIAPHRAGMS
SPAN 5



DETAIL A

Note: 22 mm ϕ Holes for
20 mm ϕ Bolts.

DETAIL B

TEMPORARY PLATE DIMENSION										
	SPAN 1		SPAN 2		SPAN 3		SPAN 4		SPAN 5	
	LINE 1	LINE 2	LINE 1	LINE 2	LINE 1	LINE 2	LINE 1	LINE 2	LINE 1	LINE 2
A-B	1494	1513	1538	1600	1654	1760	1795	1795	1795	1795
B-C	1494	1513	1538	1600	1654	1760	1795	1795	1795	1795
C-D	1494	1513	1538	1600	1654	1760	1795	1795	1795	1795
D-E	1494	1513	1538	1600	1654	1760	1795	1795	1795	1795
E-F	1494	1513	1538	1600	1654	1760	1159	1315	1411	1583
F-G	1494	1513	1538	1600	1654	1760	1159	1315	1411	1583
G-H	-	-	-	-	-	-	1300	1896	1035	1512
H-I	-	-	-	-	-	-	-	-	1035	1512

TEMPORARY DIAPHRAGMS: Use ASTM A709M Gr. 250 steel for all angles and bent plates for temporary diaphragms. All bolts, nuts, and washers for fasteners shall conform to Heavy Hex ANSI B18.2.3.5M. Galvanize the angles, bolts, nuts, and washers in accordance with the KDOT Specifications. Install the temporary diaphragms, as shown in the details, prior to placing any superstructure concrete. Leave the temporary diaphragms in place until the concrete diaphragms and the deck have cured. Remove the angles from the girders and fill the holes in the prestressed beams with an approved epoxy grout. The bent plate diaphragms, angles, nuts, bolts, and washers shall remain the property of the Contractor. Use standard holes in the connection angles, oversized holes in one end of the diaphragm, and vertical long slotted holes in the other end of diaphragm. A hardened steel washer is required at oversized holes and a plate washer is required at the slotted hole locations. Submit shop drawings of the temporary diaphragms to the KDOT Bridge Section for review and approval. The material, equipment, and labor necessary for the installation and removal of the temporary diaphragms including filling the bolt holes, if required, shall not be paid for directly, but shall be Subsidiary to the bid item "Prestressed Concrete Beams".

No.	Revisions	By	Date

CITY OF WICHITA
BR. NO. 54-87-19,29(492) (F.E.B.) STA. 16+005.740

TEMPORARY DIAPHRAGM DETAILS
EAST BOUND FRONTAGE ROAD
OVER COWSKIN CREEK
SEDGWICK COUNTY

Professional Engineering Consultants, P.A.
303 S. TOPKA • WICHITA, KANSAS 67202
316-262-2691 • FAX 316-262-3003

Designed by _____ Checked by R.A.S.
Drawn by GDR Date April, 2002 Job No. 97362

Plotted by: svb 3-27-2002
14/1997/97362/001/bridge/consistiv/eastbound/frtdiaphragm