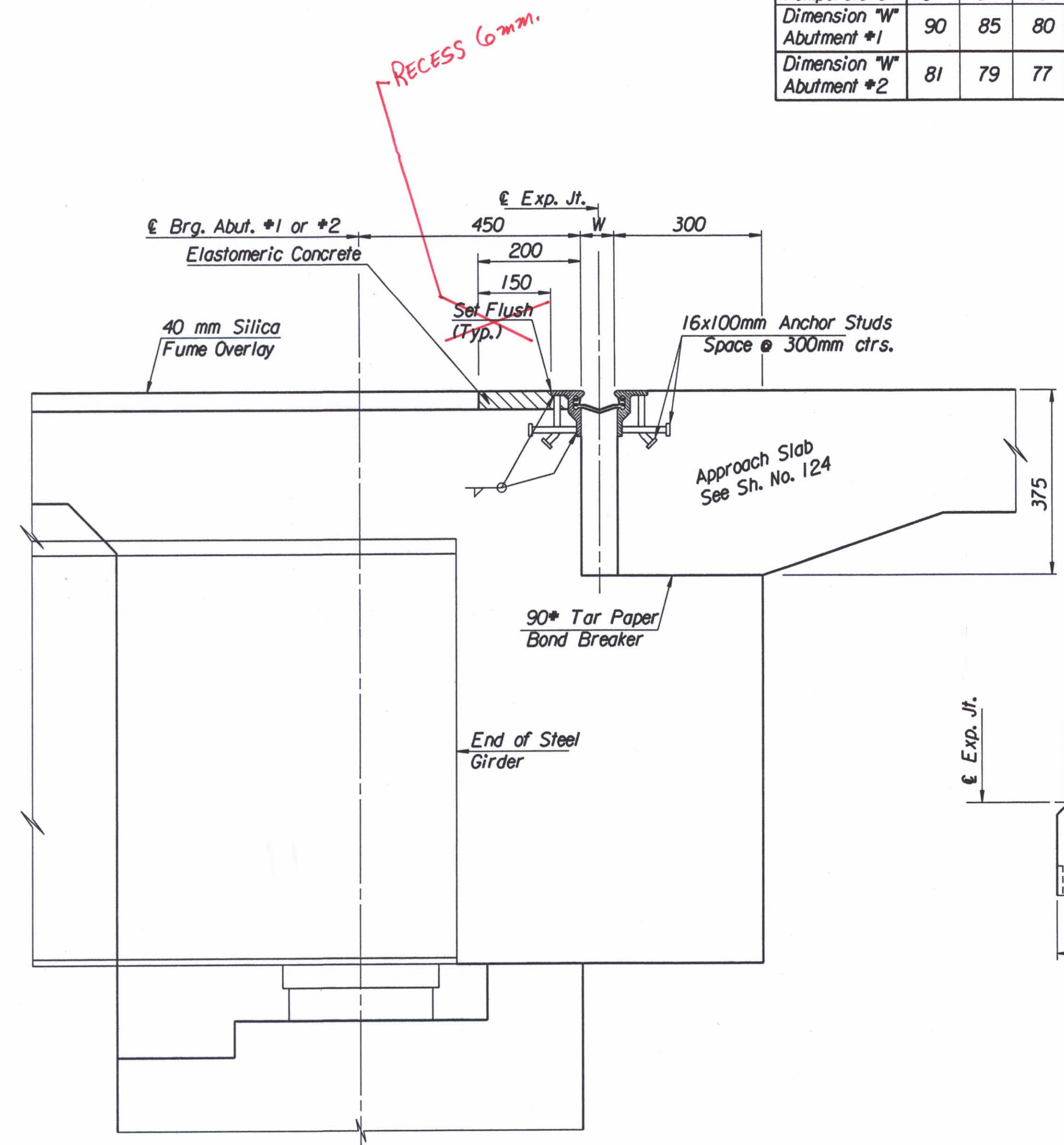
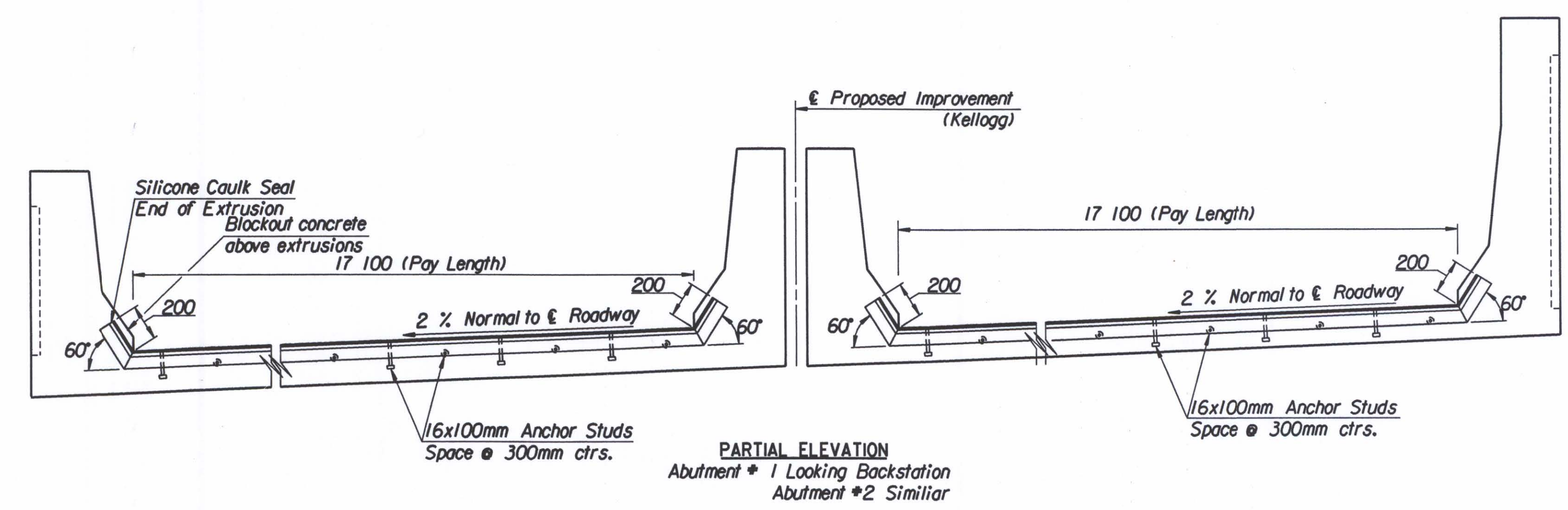


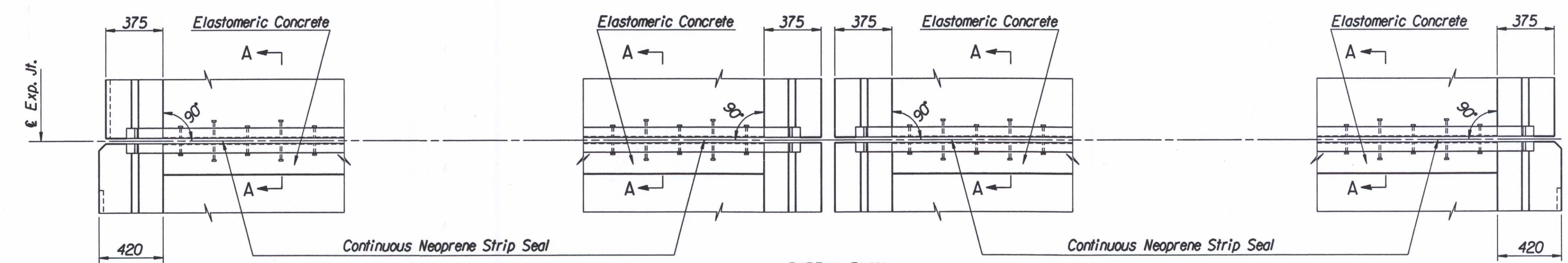
Temperature	0'	5'	10'	15'	20'	25'	30'
Dimension "W" Abutment #1	90	85	80	75	70	65	60
Dimension "W" Abutment #2	81	79	77	75	73	71	69



SECTION A-A



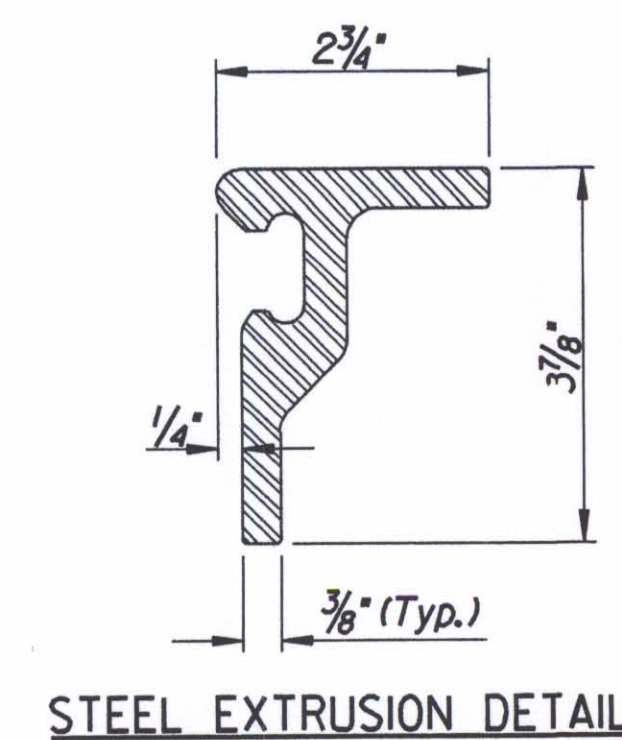
PARTIAL ELEVATION
Abutment #1 Looking Backstation
Abutment #2 Similar



PARTIAL PLAN ROADWAY
Abutment #2 W.B. or
Abutment #1 E.B.

PARTIAL PLAN ROADWAY
Abutment #1 or
Abutment #2

PARTIAL PLAN ROADWAY
Abutment #1 W.B. or
Abutment #2 E.B.



Note:
The nominal dimensions shown are suggested dimensions only. The Contractor may select alternate shapes for the Steel Extrusion. Details for Proposed alternate shapes shall be submitted to the Engineer for approval prior to fabrication.

STRIP SEAL ASSEMBLY: The Strip Seal Assembly shall conform to KDOT Specifications for "Strip Seal Assembly (Type 1)" and shall accommodate a total movement of at least 4 inches. Structural Steel shall conform to ASTM A36 unless otherwise noted. Material for the wedge grips shall be solid extruded or hot rolled steel. No ASTM A588 steel or aluminum will be allowed. All surfaces except the inside surfaces of the grips shall be painted with an inorganic zinc primer with a water-borne acrylic finish coat. All Steel Plate Armoring material and installation shall be subsidiary to "Strip Seal Assembly".

ELASTOMERIC CONCRETE: The contractor shall use one of the following products or an approved equal:

- Delcrete: Manufactured by the D. S. Brown Company.
 - Wabocrete: Manufactured by Watson Bowman Associates, Inc.
 - Dynacrete: Manufactured by Dynamic Products, Ltd.
- The elastomeric concrete shall be placed at locations shown on the plans and in the manner prescribed in the application procedures published by the manufacturer of the binder. The contractor shall arrange for a technical service representative of the binder manufacturer to be present on the project during the placement of the elastomeric concrete. The elastomeric concrete shall be subsidiary to the bid item "Strip Seal Assembly" and shall not be measured for payment.

No.	Revisions	By	Date
CITY OF WICHITA			
BR. NO. 54-87-20.13(496) W.B.		STA. 17+332.607	
BR. NO. 54-87-20.12(497) E.B.		STA. 17+332.607	
KELLOGG OVER TYLER ROAD EXPANSION JOINT DETAILS			
SEDGWICK COUNTY			
Professional Engineering Consultants, P.A.			
303 S. TOPEKA - WICHITA, KANSAS 67202 316-262-2691 • FAX 316-262-3003			
Designed by	RAS	Checked by	RAS
Drawn by	RAS	Date	Apr 11 2002
		Job No.	97362

Drawn By: ras
 Plotted By: svb 3-22-2002
 I:/1997/97362/001/bridge/tylerrod/expjoint.dgn