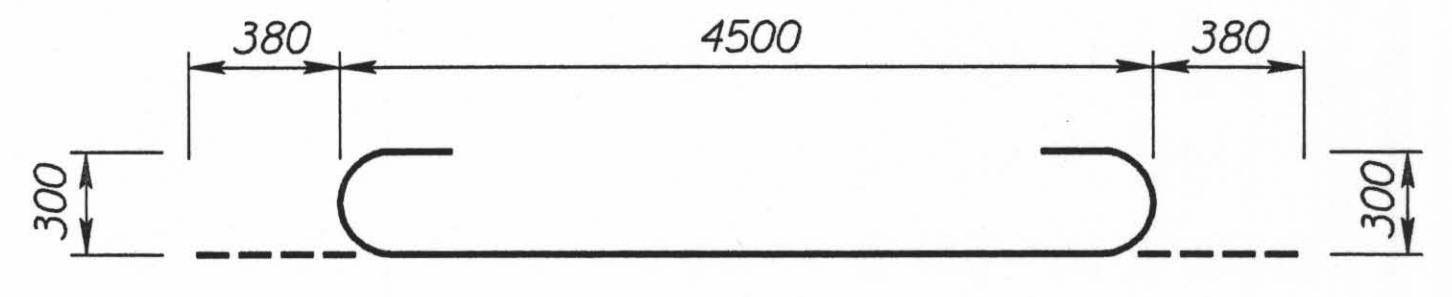



Plotted By : .srb
 Plot File : i:\1997\97362\001\bridge\tyler\pierrein\MB
 Plot Date : 3-25-2002
 Std. Base File : /urs7/sislslab/br601bsi.dgn
 Server File :
 Server : witch
 View= PLOT4


BILL OF REINFORCING STEEL Grade 420							
Straight Bars				Bent Bars			
Mark	Size	Number	Length	Mark	Size	Number	Length
PI-1	36	34	6420	PF1	29	56	5260
				PF2	29	44	6460
PI-4	16	20	Varies	PF3	36	68	4110
PI-10	16	28	Varies	PI-2	16	12	4120
PI-11	19	4	8780	PI-3	13	96	1140
P2-1	36	34	6240	PI-5	16	28	1660
P2-4	16	20	Varies	PI-6	16	52	Varies
P2-10	16	28	Varies	PI-7	16	52	4900
P2-11	19	4	8780	PI-8	16	36	Varies
				PI-9	16	36	2800
				PI-12	16	9	2100
				PI-13	36	9	9740
				PI-14	36	5	9590
				P2-2	16	12	4120
				P2-3	13	96	1140
				P2-5	16	28	1660
				P2-6	16	52	Varies
				P2-7	16	52	4900
				P2-8	16	36	Varies
				P2-9	16	36	2800
				P2-12	16	9	2100
				P2-13	36	14	9740
				GPI	13	36	1350
				GP2	13	20	2200
PI-1	36	34	6420	PF1	29	56	5260
				PF2	29	44	6460
PI-4	16	20	Varies	PF3	36	68	4110
PI-10	16	28	Varies	PI-2	16	12	4120
PI-11	19	4	8780	PI-3	13	96	1140
P2-1	36	34	6240	PI-5	16	28	1660
P2-4	16	20	Varies	PI-6	16	52	Varies
P2-10	16	28	Varies	PI-7	16	52	4900
P2-11	19	4	8780	PI-8	16	36	Varies
				PI-9	16	36	2800
				PI-12	16	9	2100
				PI-13	36	9	9740
				PI-14	36	5	9590
				P2-2	16	12	4120
				P2-3	13	96	1140
				P2-5	16	28	1660
				P2-6	16	52	Varies
				P2-7	16	52	4900
				P2-8	16	36	Varies
				P2-9	16	36	2800
				P2-12	16	9	2100
				P2-13	36	14	9740
				GPI	13	36	1350
				GP2	13	20	2200



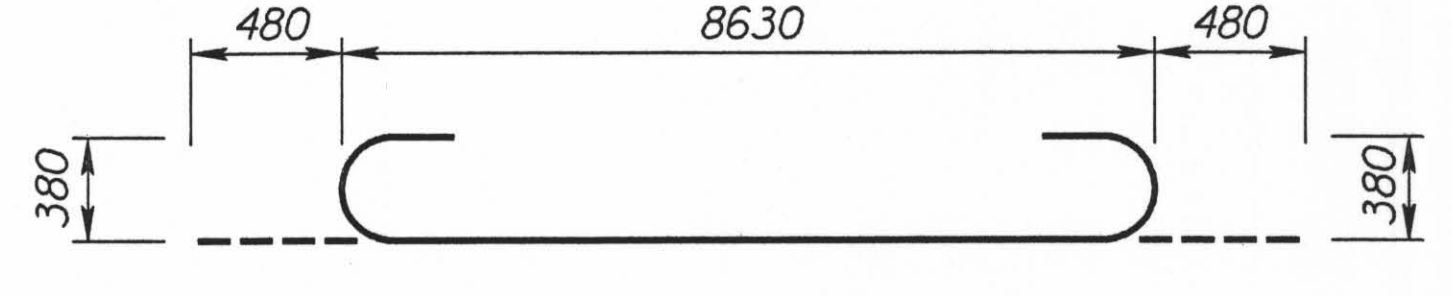
PF1



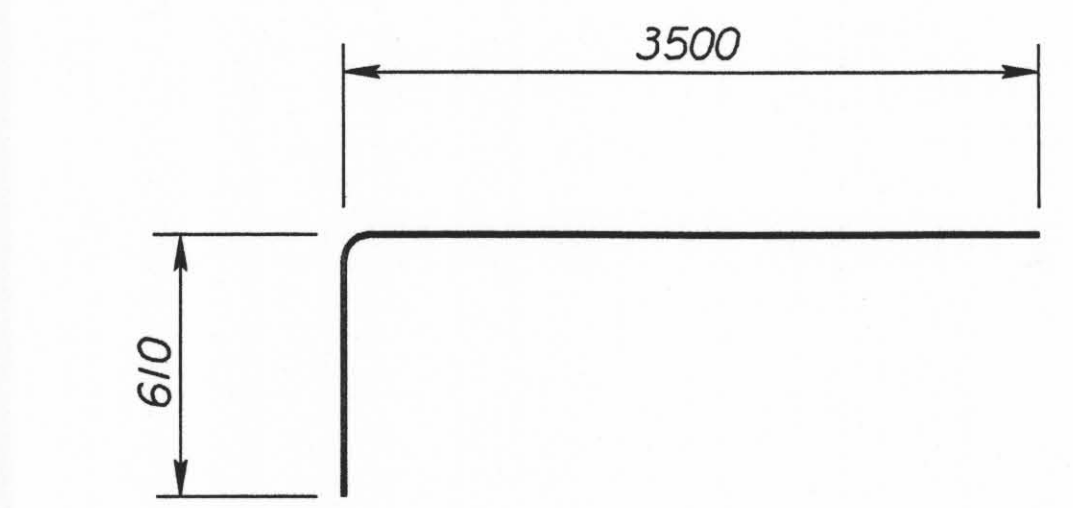
PF2



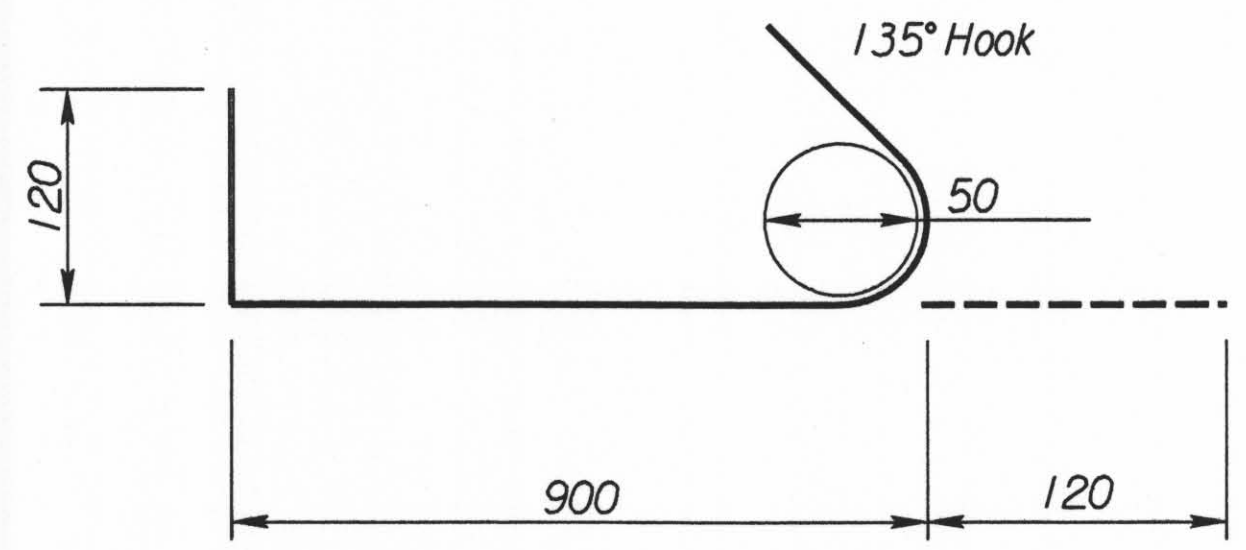
PI-13, P2-13



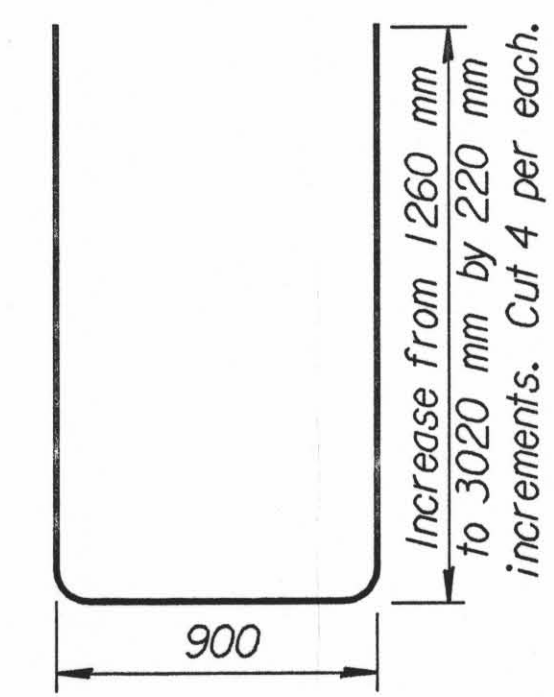
PI-14



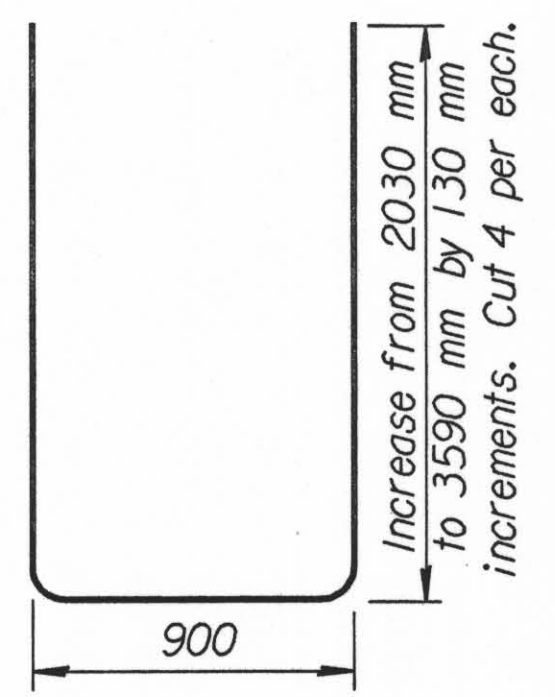
PF3




PI-3, P2-3



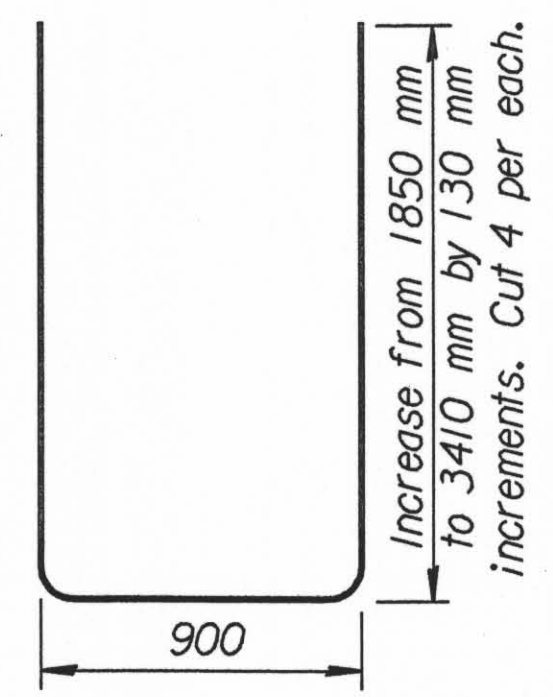
PI-8



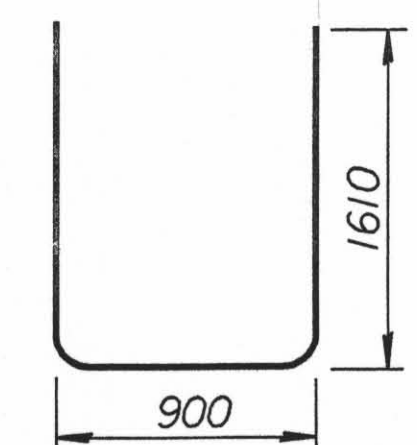
PI-6



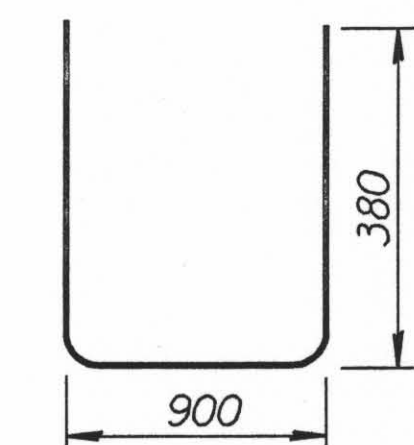
P2-8



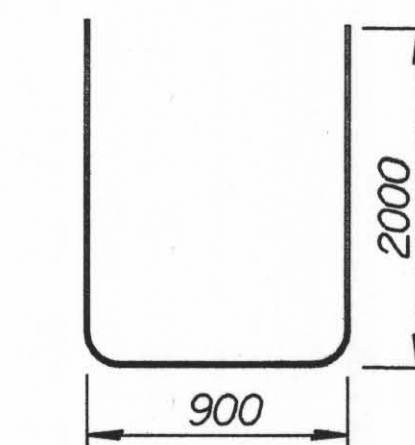
P2-6



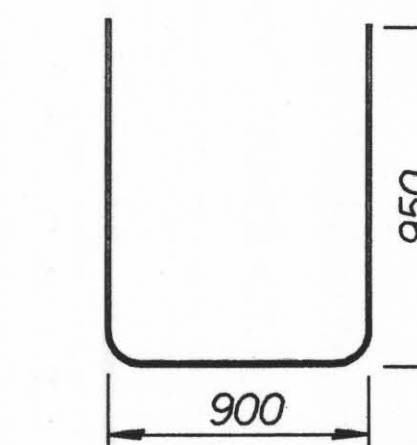
PI-2, P2-2



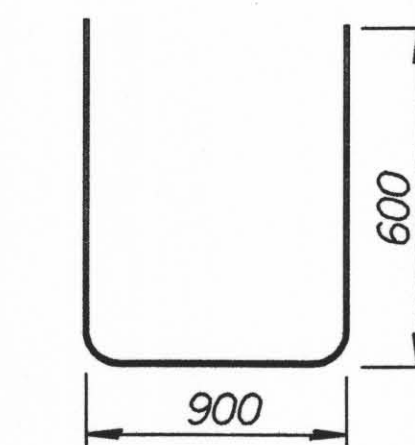
PI-5, P2-5



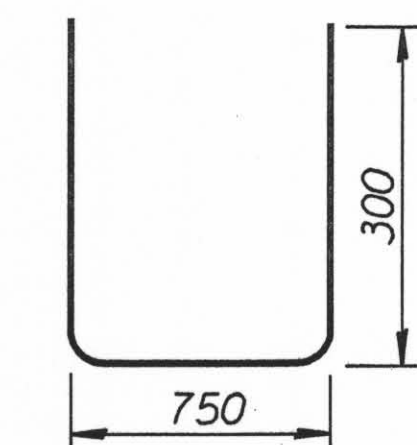
PI-7, P2-7



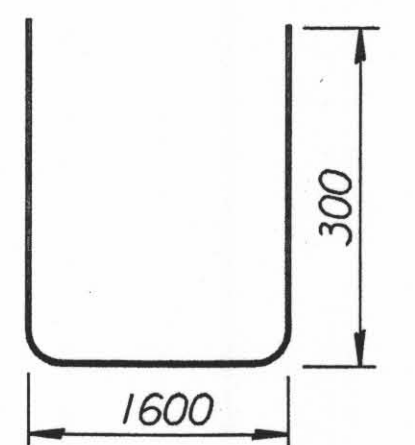
PI-9, P2-9



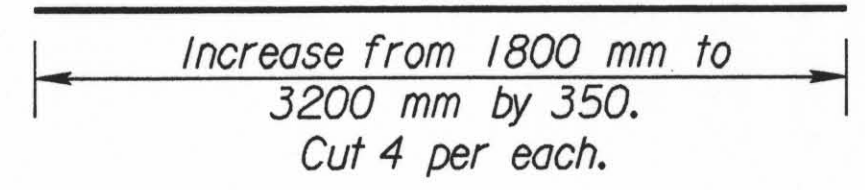
PI-12, P2-12



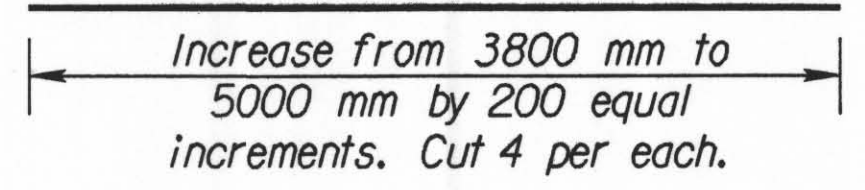
GPI



GP2



PI-4, P2-4



PI-10, P2-10

BENDING DIAGRAMS
 (All Dimensions are out to out of bars.)

2				
1				
NO.	DATE	REVISIONS	BY	APP'D
CITY OF WICHITA Br. No. 54-87-20,13(496) W.B. Sta. 17+332.607 BILL OF REINFORCING STEEL AND BENDING DIAGRAMS Sedgwick County				
SHEET NO.	OF	SCALE	APP'D	
DESIGNED	DRT	DETAILED	QUANTITIES	CADD
DESIGN CK.	SMS	DETAIL CK.	QUAN. CK.	CADD CK.