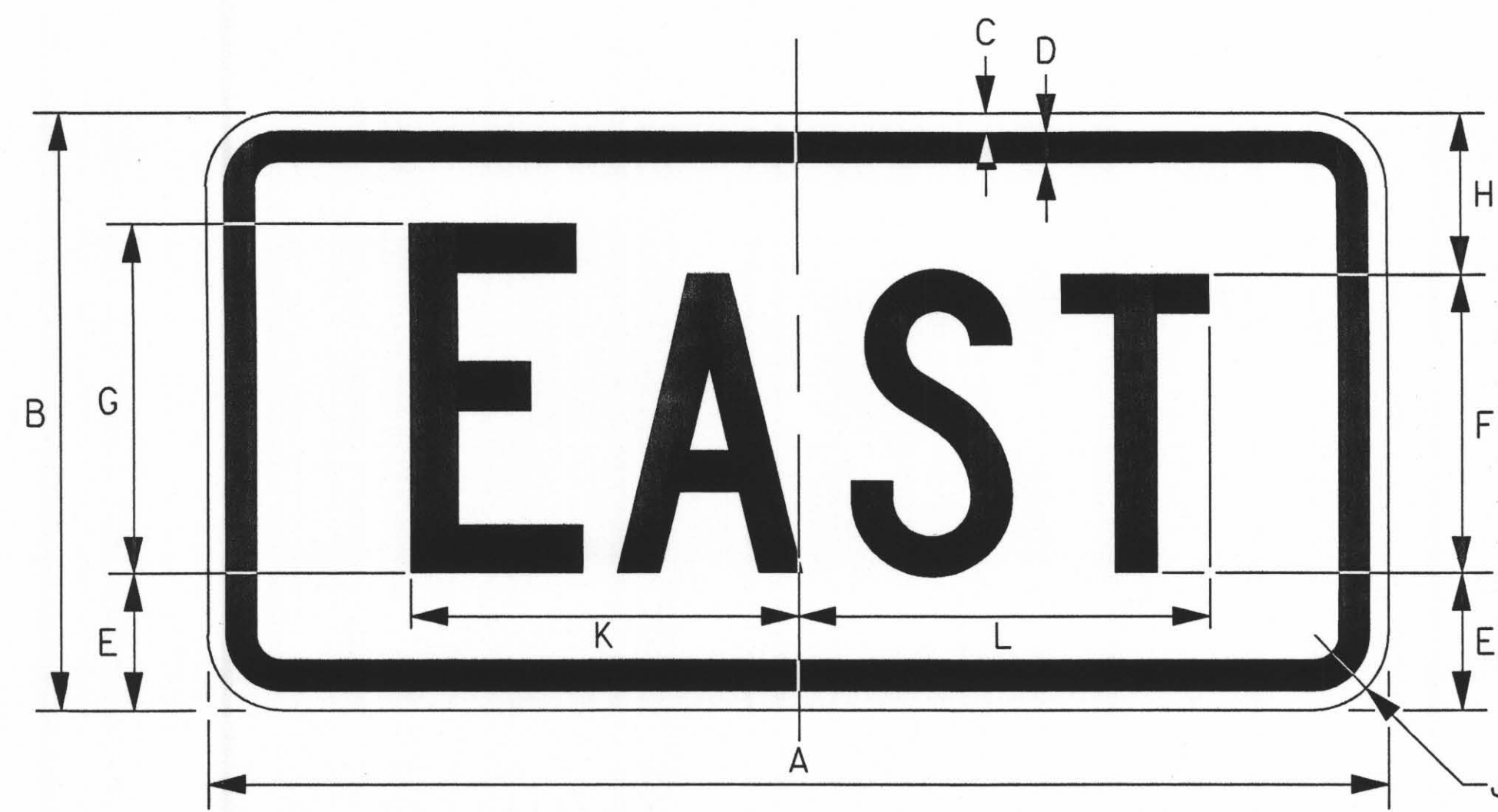


M3-1

SIGN	DIMENSIONS (mm)										
	A	B	C	D	E	F	G	H	J	K	L
MIN & STD	600	300	10	16	70	150C	175C	83	38	260	260
SPECIAL	750	375	10	16	83	200C	225C	95	38	322	322
SIGN	SPACING (mm)										
	N	O	R	T	H						
MIN & STD	123	114	104	97	83						
SPECIAL	148	139	128	119	111						



M3-2

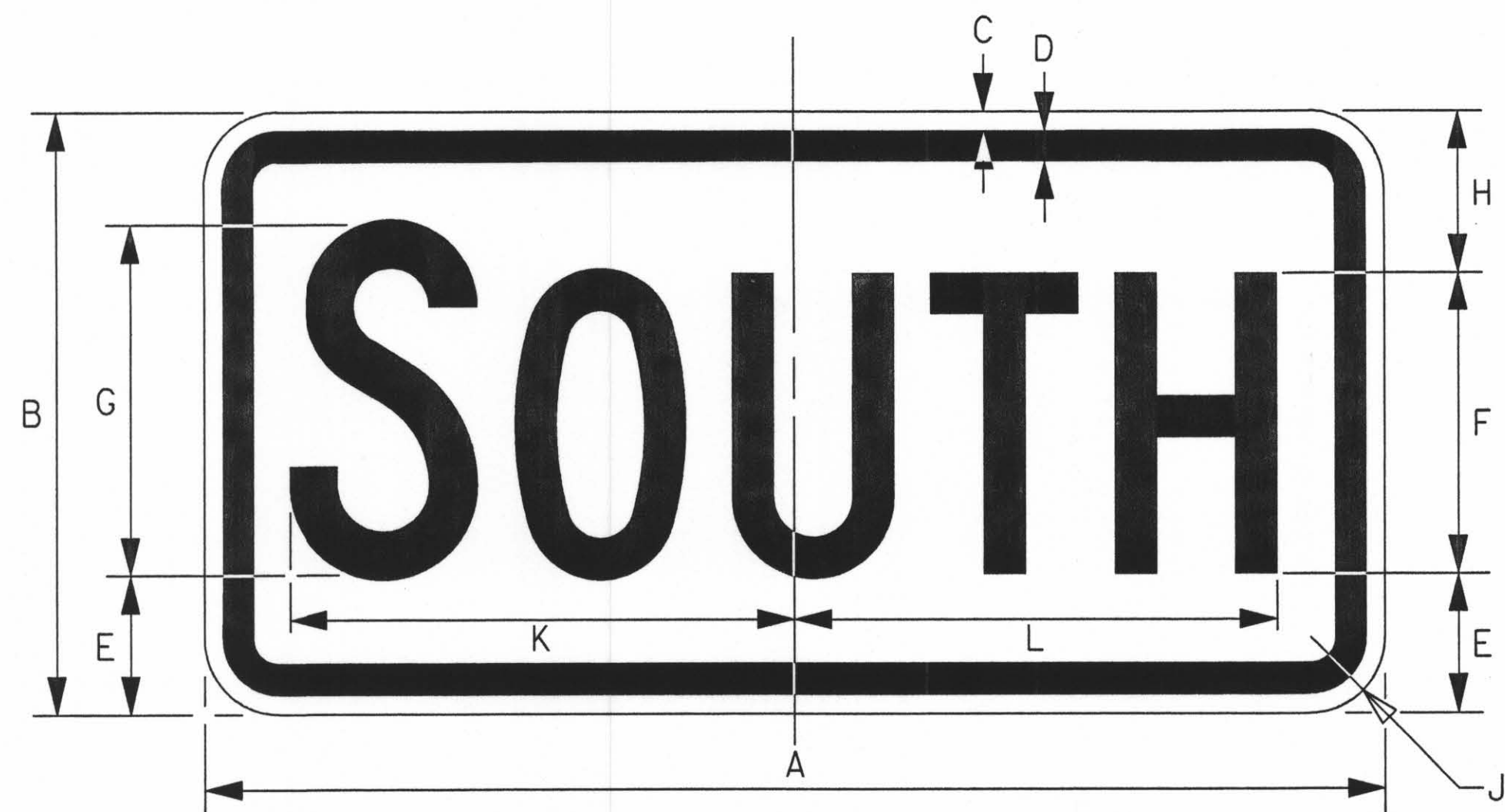
SIGN	DIMENSIONS (mm)										
	A	B	C	D	E	F	G	H	J	K	L
MIN & STD	600	300	10	16	70	150C	175C	83	38	200	213
SPECIAL	750	375	10	16	83	200C	225C	95	38	264	283
SIGN	SPACING (mm)										
	E	A	S	T							
MIN & STD	107	121	109	76							
SPECIAL	138	161	145	102							

COLORS:
 LEGEND - BLACK (NON-REFLECTIVE)
 BACKGROUND - WHITE (RETROREFLECTIVE)

NOTES:
 SEE FLAT SHEET SIGN BLANK DETAIL SHEETS FOR ALUMINUM ALLOYS AND THICKNESS REQUIRED.

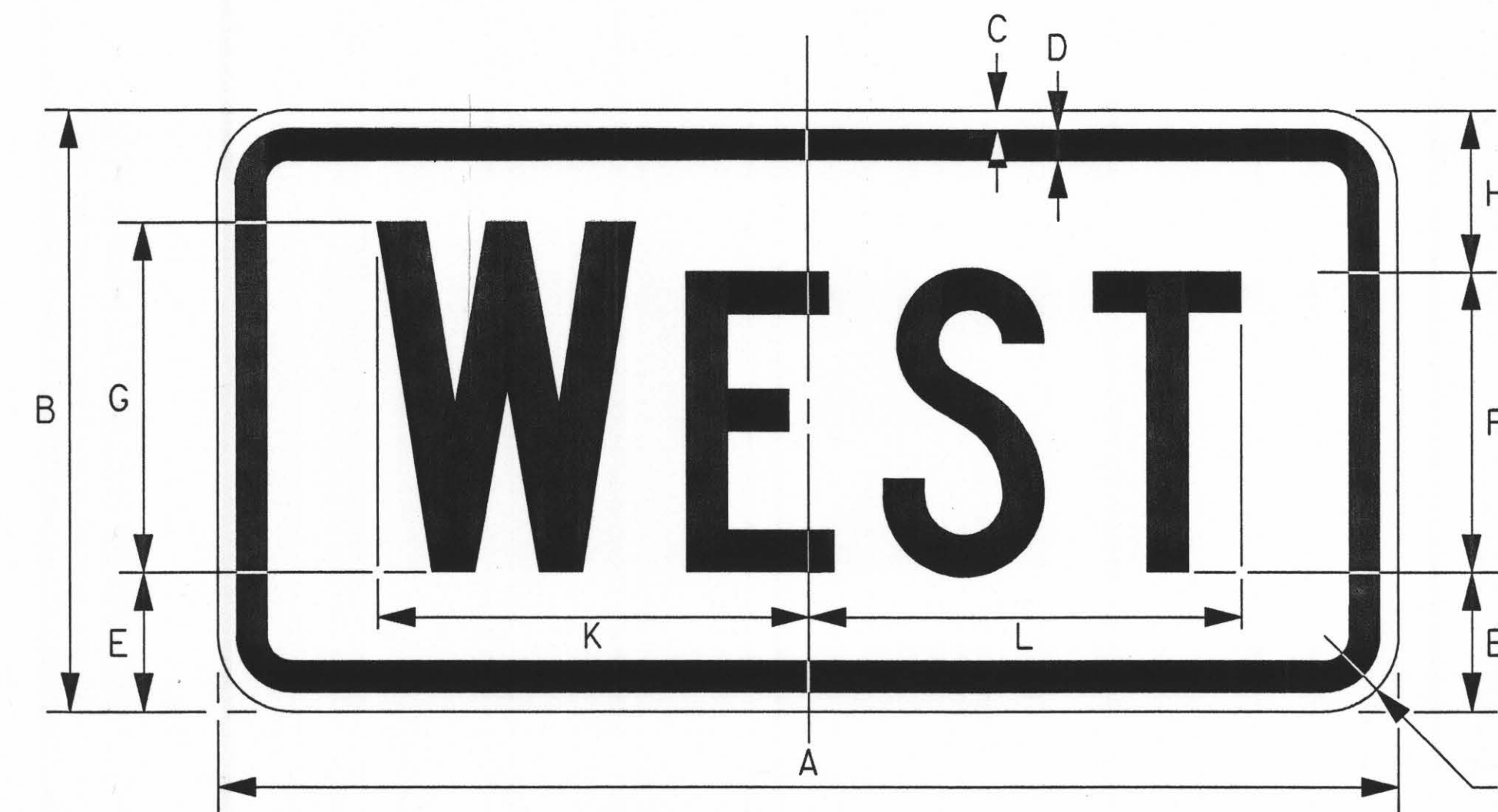
THE TYPE OF ADHESIVE FOR RETROREFLECTIVE SHEETING SHALL BE HEAT ACTIVATED OR PRESSURE SENSITIVE.

THE SIGN FACE SHALL BE COVERED WITH HIGH PERFORMANCE RETROREFLECTIVE SHEETING.



M3-3

SIGN	DIMENSIONS (mm)										
	A	B	C	D	E	F	G	H	J	K	L
MIN & STD	600	300	10	16	70	150C	175C	83	38	260	249
SPECIAL	750	375	10	16	83	200C	225C	95	38	322	315
SIGN	SPACING (mm)										
	S	O	U	T	H						
MIN & STD	117	112	102	95	83						
SPECIAL	143	139	128	119	111						



M3-4

SIGN	DIMENSIONS (mm)										
	A	B	C	D	E	F	G	H	J	K	L
MIN & STD	600	300	10	16	70	150C	175C	83	38	222	249
SPECIAL	750	375	10	16	83	200C	225C	95	38	295	295
SIGN	SPACING (mm)										
	W	E	S	T							
MIN & STD	159	102	109	76							
SPECIAL	208	136	145	102							

3				
2				
1				
NO.	DATE	REVISION	BY	APP'D

KANSAS DEPARTMENT OF TRANSPORTATION			
DESIGN DETAILS FOR AUXILIARY MARKERS (DIRECT SCREEN PROCESS)			
TE570SI		12-1-94	
FHWA APPROVAL	1-10-95	APP'D	NELDA A. BUCKLEY
DESIGNED	DETAILED	QUANTITIES	TRACED
DESIGN CK.	DETAIL CK.	QUAN. CK.	TRACE CK.