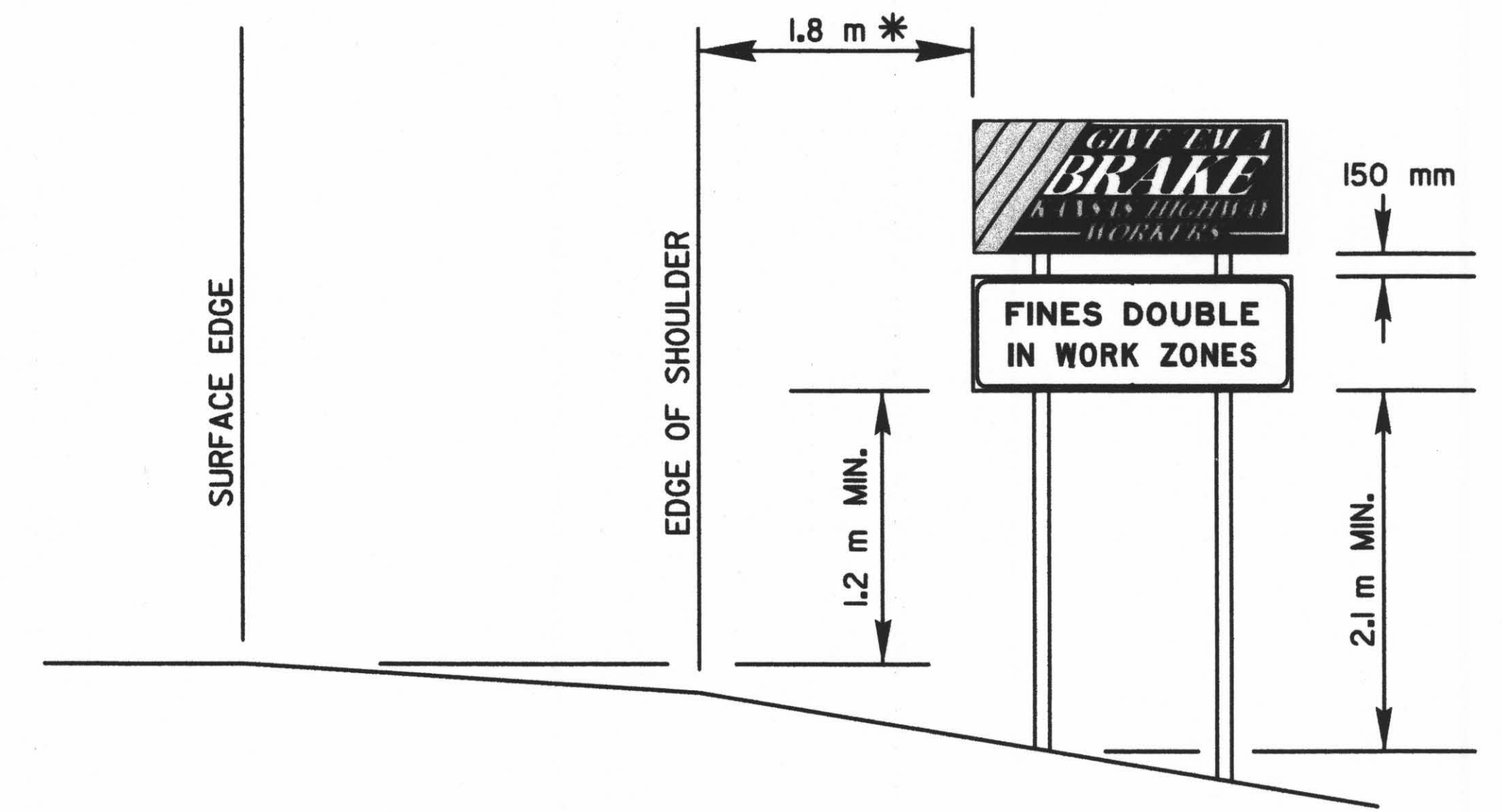



FHWA REGION NO.	STATE	PROJECT NO.	YEAR	SHEET NO.	TOTAL SHEETS
7	KANSAS	54-87 K-6657-01	2002	827	822



\* If there is no shoulder, the sign shall be placed 1.8 m-3.7 m from the surface edge. If the sign is located in a business, commercial, or residential area where parking and/or pedestrian movement is likely to occur, the minimum lateral clearance from the surface edge of 1.8 m may be reduced to 0.6 m. If there is no feasible location, the sign may be eliminated with the approval of the Engineer.

In business, commercial, and residential districts, the distance between the bottom of the sign and the top of the near edge of traveled way shall be at least 1.8 m.

FONT : GARTH GRAPHIC  
 SLANT : 35° (from vertical)  
 SPACING: 100% (EXCEPT 'BRAKE')

I 104  
 1 square = 75 mm

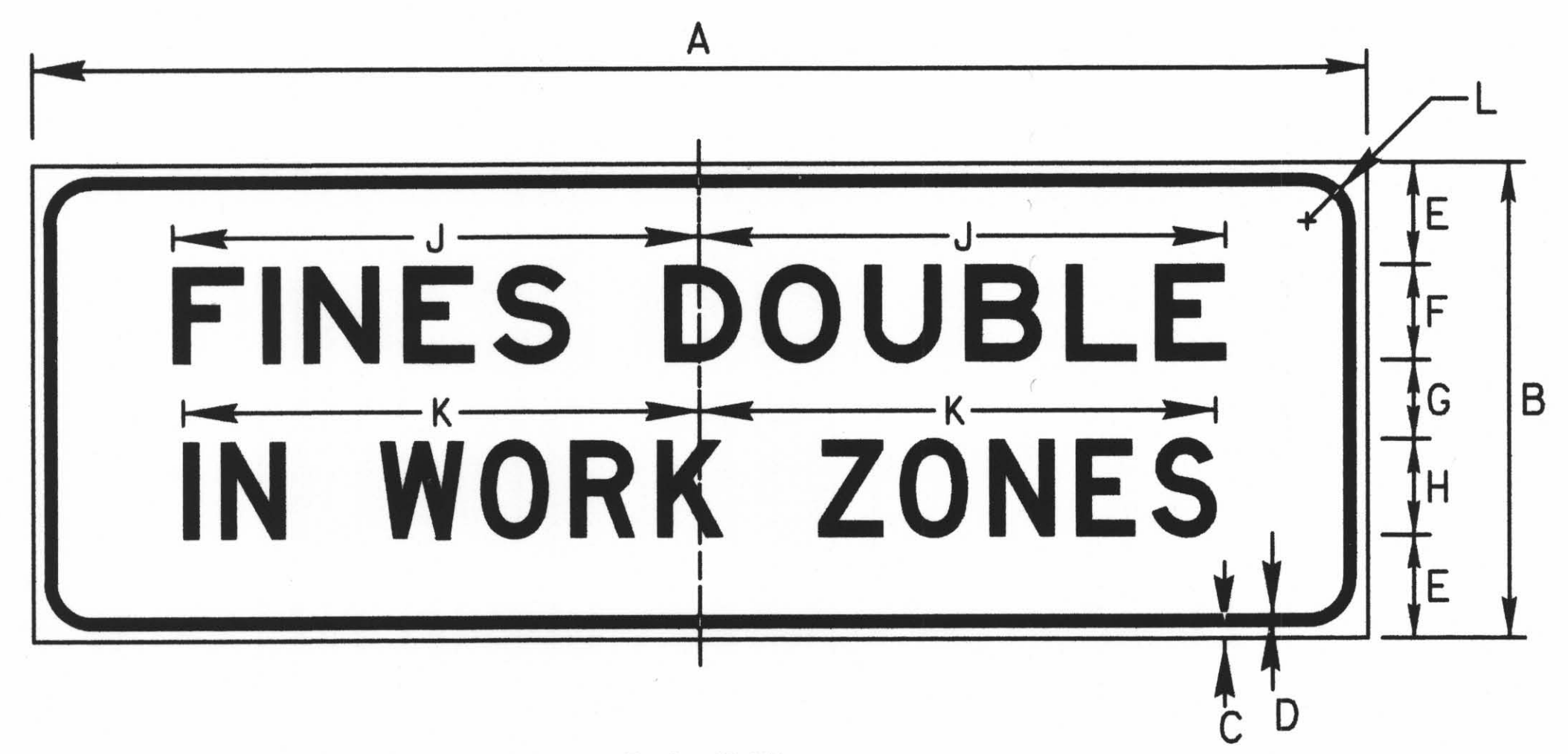
COLORS:  
 BACKGROUND - BLACK  
 GIVE 'EM A - WHITE  
 BRAKE - WHITE  
 KANSAS HIGHWAY - ORANGE  
 WORKERS - ORANGE  
 BORDER - WHITE  
 STRIPES - ORANGE

HEIGHT AND LATERAL PLACEMENT

GENERAL NOTES

- The sign blank material shall be aluminum, wood, or fiberglass reinforced plastic.
- The orange portion of the I104 sign shall be fluorescent orange prismatic grade retroreflective sheeting. The white portion shall be white Type III high performance retroreflective sheeting.
- The I105 sign face shall be covered with Type III high performance retroreflective sheeting.

- The signs are to be erected to yield upon impact. Guy wires and tie-downs are not allowed.
- Typically, there are to be two sets of informational signs erected per project: one for each direction of traffic.
- Install signs a minimum of 75 m in advance of the Road Work Ahead sign. The Engineer may designate a more appropriate location if conditions dictate.
- The informational signs are not to interfere with the traffic control signs for the project.



I 105

DIMENSIONS (mm)										
A	B	C	D	E	F	G	H	J	K	L
2100	750	19	19	165	150E	125	150D	84	826	75

COLORS:  
 LEGEND - BLACK (NON-RETROREFLECTIVE)  
 BACKGROUND - WHITE (RETROREFLECTIVE)

All dimensions are in millimeters.

3				
2				
1	I-13-01	REDUCED MOUNTING HEIGHT	JH	SAB
NO.	DATE	REVISION	BY	APPD

KANSAS DEPARTMENT OF TRANSPORTATION  
 DETAILS FOR  
 I104 ('GIVE 'EM A BRAKE') SIGN  
 AND I105 ('FINES DOUBLE') SIGN

TE74SI 9/1/00

DESIGNED	L.P.R.	Detailed	S.A.H.	QUANTITIES	TRACED
DESIGN CL.		DETAIL CL.		QUAN. CL.	TRACE CL.

Plotted By : ee\USERNAME  
 Plot File : ee\PROJECTS\KANSAS\K-6657-01\I104\I104.dwg  
 Plot Date : 2002/09/10 10:00:00 AM