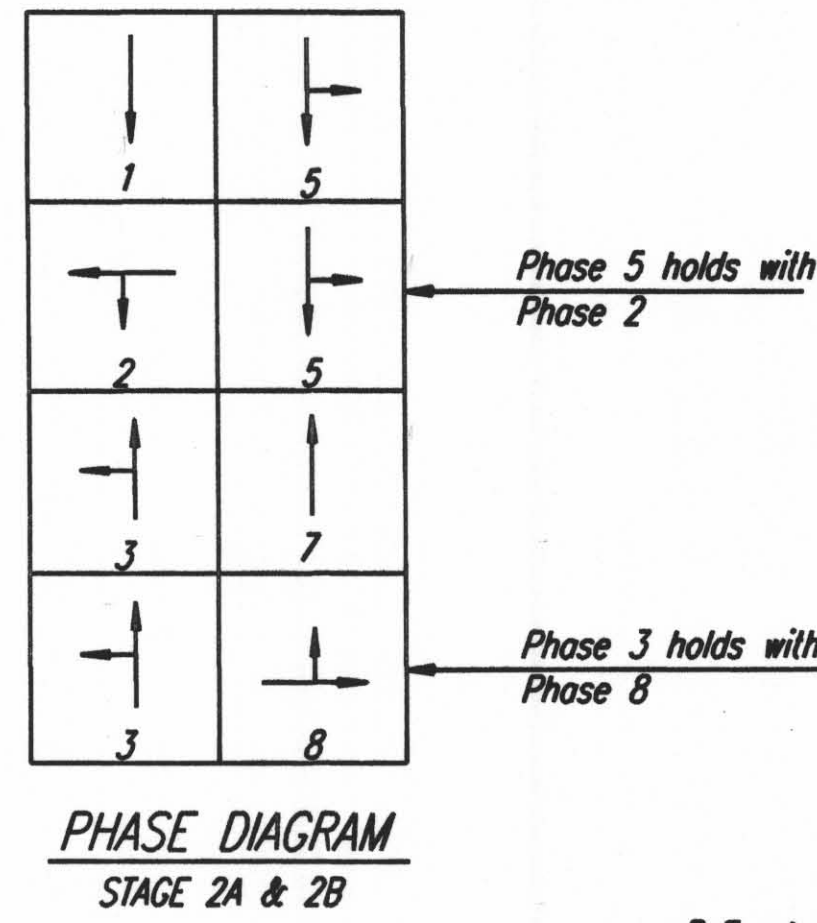
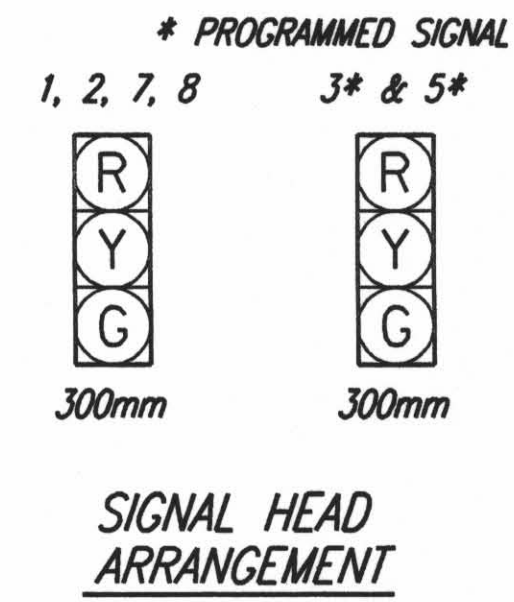
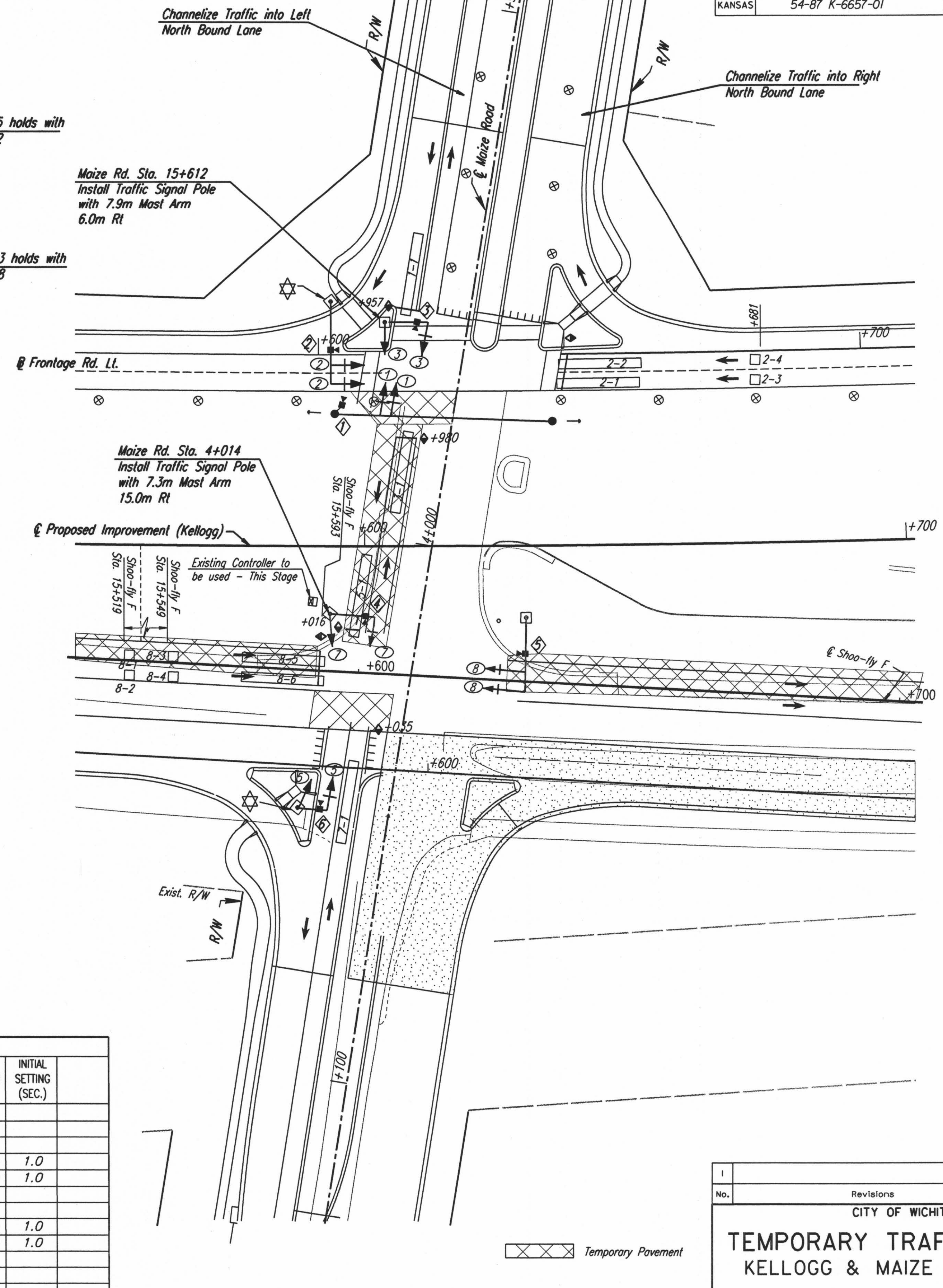
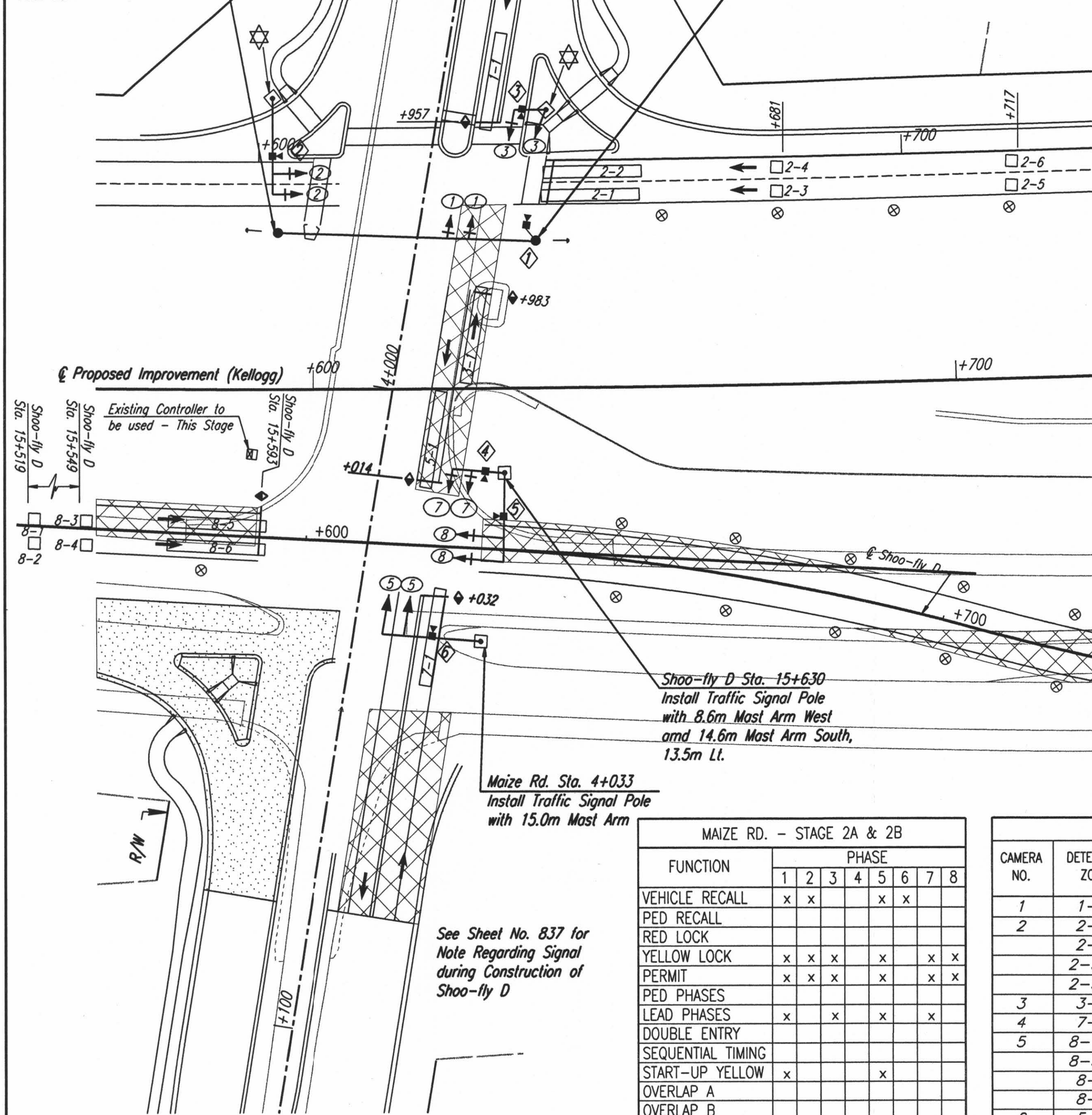


DATE	
BY	
REFERENCES NOTED	
REFERENCES CHECKED	



@ Fr. Rd. Lt. Sta. 15+603
Install Support Pole for
Temporary Span Wire
11m Rt.

@ Fr. Rd. Lt. Sta. 15+644, 11.3m Rt.
Install Support Pole for Temporary
Span Wire



MAIZE RD. - STAGE 2A & 2B

FUNCTION	PHASE							
	1	2	3	4	5	6	7	8
VEHICLE RECALL	x	x			x	x		
PED RECALL								
RED LOCK								
YELLOW LOCK	x	x	x		x		x	x
PERMIT	x	x	x		x		x	x
PED PHASES								
LEAD PHASES	x			x		x		
DOUBLE ENTRY								
SEQUENTIAL TIMING								
START-UP YELLOW	x				x			
OVERLAP A								
OVERLAP B								
OVERLAP C								
OVERLAP D								
EXCLUSIVE								
SIMULTANEOUS GAP								

DETECTOR SUMMARY - STAGE 2A and 2B

CAMERA NO.	DETECTION ZONE	MODE	SIZE (LxW)	PHASE CALLED	PHASE EXTENDED	DELAY/STRETCH TIMER	INITIAL SETTING (SEC.)
1	1-1	Presence	15x1.8	1	1		
2	2-1	Presence	15x1.8	2	2		
	2-2	Presence	15x1.8	2	2		
	2-3,4	Pulse	1.8x1.8	2	2	Stretch	1.0
	2-5,6	Pulse	1.8x1.8	2	2	Stretch	1.0
3	3-1	Presence	15x1.8	3	3		
4	7-1	Presence	15x1.8	7	7		
5	8-1,2	Pulse	1.8x1.8	8	8	Stretch	1.0
	8-3,4	Pulse	1.8x1.8	8	8	Stretch	1.0
	8-5	Presence	15x1.8	8	8		
	8-6	Presence	15x1.8	8	8		
6	5-1	Presence	15x1.8	5	5		

① Detection Zones shall be adjusted to avoid detecting Cross-Traffic
Note: Maize Road Detection Zones to Shift Location for Stage 2b.
Detection Zone Layout based upon a design speed of 30 mph.

DSNR: RPG OPER: JGP SCALE: 1:500
i:/1997/97362/SIGNALS/TEMPMAIZE.DGN 2-22-2002 15:10:22 LAST REV: 4-15-2002 BY: svb

No.	Revisions	By	Date

CITY OF WICHITA

**TEMPORARY TRAFFIC SIGNAL
KELLOGG & MAIZE RD. STAGE 2**

SEDGWICK COUNTY

Professional Engineering Consultants, P.A.
303 S. TOPEKA • WICHITA, KANSAS 67202
316-262-2691 • FAX 316-262-3003

UTILITIES
See Plan Sheet
for Utilities.

Designed by: RPG Checked by: BER
Drawn by: JSB Date: April 11, 2002 Job No. 97362