


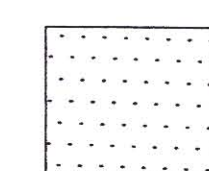

LANDSCAPE NOTES:

- LANDSCAPE SPECIFICATIONS FOR THIS PROJECT SHALL BE STANDARD CITY OF WICHITA SPECIFICATIONS. REFERENCE SECTIONS 901-905 OF THE STANDARD SPECIFICATIONS. THE FOLLOWING NOTES SHALL BE INCLUDED AS ADDITIONS TO THOSE SPECIFICATIONS.
- GENERAL CONTRACTOR SHALL ENGAGE AN EXPERIENCED INSTALLER WHO HAS COMPLETED WORK SIMILAR IN MATERIAL, DESIGN AND EXTENT TO THAT INDICATED FOR THIS PROJECT WITH A RECORD OF SUCCESSFUL LANDSCAPE ESTABLISHMENT.
- PROVIDE QUALITY, SIZE, GENUS, SPECIES, AND VARIETY OF TREES AND SHRUBS INDICATED, COMPLYING WITH APPLICABLE REQUIREMENTS OF ANSI Z601 "AMERICAN STANDARD FOR NURSERY STOCK"
- GENERAL CONTRACTOR AND LANDSCAPE CONTRACTOR SHALL CONDUCT A PREINSTALLATION CONFERENCE ON SITE PRIOR TO ANY PLANTING OR SEEDING. CONFERENCE SHALL INCLUDE PROJECT ENGINEER, LANDSCAPE ARCHITECT, AND REPRESENTATIVES FROM THE CITY OF WICHITA. PROVIDE WRITTEN NOTIFICATION TO PROJECT ENGINEER AND LANDSCAPE ARCHITECT 1 DAYS PRIOR TO CONFERENCE.
- LANDSCAPE CONTRACTOR SHALL VERIFY ALL UTILITY LOCATIONS PRIOR TO INSTALLATION. COORDINATE WITH KANSAS ONE CALL.
- LANDSCAPE CONTRACTOR SHALL PROVIDE SOIL CONDITIONERS TO TREE PITS AND PLANTING AREAS AS FOLLOWS:
 BACKFILL WITH 1/3 COTTON BOLL COMPOST TO 2/3 EXISTING SOIL. COTTON BOLL COMPOST SHALL BE EQUAL TO BACK TO EARTH COTTON BOLL COMPOST AS MANUFACTURED BY BACK TO EARTH RESOURCES INC, DALLAS, TEXAS. DURING BACKFILLING INCLUDE MYCORRHIZAL FUNGI "MYCOR PLANT SAVER" AS MANUFACTURED BY PLANT HEALTH CARE INC, 440 WILLIAM WAY, PITTSBURGH, PA. 1-800-421-9051 APPLY PER MFR RECOMENDATIONS. FOR TREES LOCATED IN NON-IRRIGATED AREAS INCLUDE TERRA-SORB HYDROGEL MEDIUM GRADE AS MANUFACTURED BY PLANT HEALTH CARE INC. MIX RATIO: 2LBS PER CUBIC YARD OF BACKFILL MIX OF 1 OZ. PER EACH CUBIC FOOT OF BACKFILL MIX. FERTILIZE AS PER CITY OF WICHITA STANDARD LANDSCAPE SPECIFICATIONS. FOR SHRUB PLANTING AREAS COTTON BOLL COMPOST AND FERTILIZER SHALL BE TILLED INTO SOIL OVER ENTIRE PLANTING AREA TO A DEPTH OF SIX INCHES PRIOR TO PLANTING.
- LANDSCAPE CONTRACTOR SHALL SUBMIT A PROJECT SCHEDULE 2 WEEKS PRIOR TO BEGINNING INSTALLATION. SCHEDULE SHALL IDENTIFY AREAS TO BE PLANTED AND SEEDED AND WHEN THE WORK WILL BE PERFORMED.
- NO SUBSTITUTIONS SHALL BE ALLOWED WITHOUT APPROVAL.
- QUANTITIES IN THE PLANT LIST ARE FOR INFORMATION ONLY. CONTRACTOR SHALL VERIFY.
- ALL PLANT LOCATIONS ARE APPROXIMATE, ADJUST AS NECESSARY TO AVOID CONFLICTS.
- THE PLANTING BEDS RECEIVING MULCH SHALL BE TREATED WITH A PRE-EMERGENT HERBICIDE PRIOR TO PLANTING AND MULCH PLACEMENT. APPLY IN ACCORDANCE WITH STANDARD TRADE PRACTICE.
- ANY PLANTING BED ADJACENT TO WALKS OR CURBING SHALL HAVE THE GRADE LOWERED TO A SUFFICIENT DEPTH TO ALLOW THE TOP OF THE MULCH TO MATCH THE TOP OF WALK OR CURBING.
- REFERENCE CITY OF WICHITA LANDSCAPE SPECS FOR MULCH TYPES.
- SEED TURF AREAS WITH SEED TYPE INDICATED ON DRAWINGS. REFERENCE CITY OF WICHITA LANDSCAPE SPECS FOR SEEDING SPECIFICATIONS.
- SHRUB PLANTING AREAS INDICATED ON DRAWINGS SHALL BE EDGED WITH A 6" DEEP TRENCH AROUND ENTIRE PERIMETER. TRENCH SHALL BE BACKFILLED WITH MULCH.
- WHEN CLAY SOIL IS ENCOUNTERED IN THE ESTABLISHMENT OF THE LAWN OR THE INSTALLATION OF PLANT MATERIAL, SOIL SHALL BE IMPROVED IN ACCORDANCE WITH STANDARD TRADE PRACTICE. I.E. ADDITION OF LIME, GYPSUM, ETC.

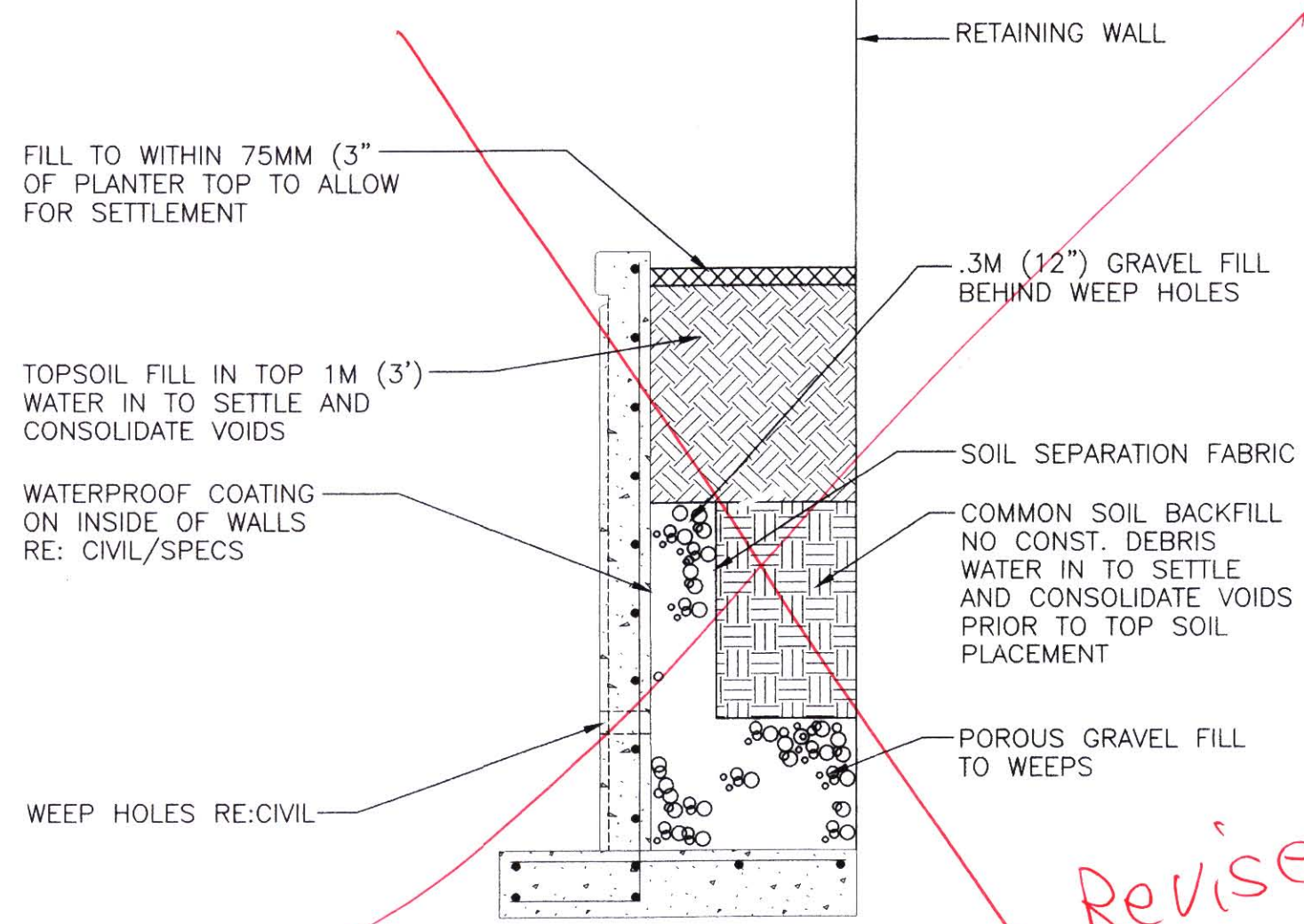
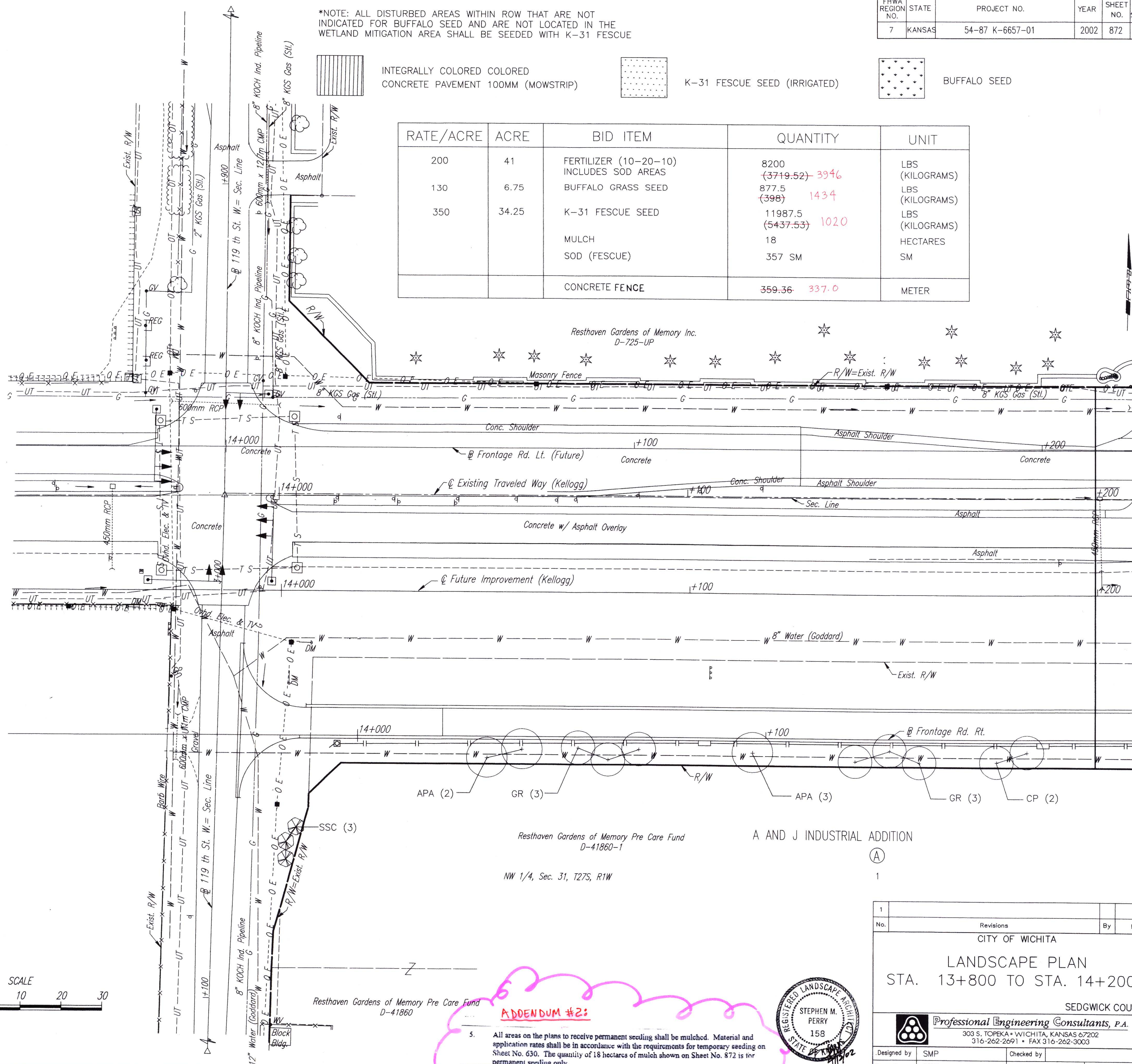
DATE	
BY	
REFERENCES NOTED	
REFERENCES CHECKED	

FHWA REGION NO.	STATE	PROJECT NO.	YEAR	SHEET NO.	TOTAL SHEETS
7	KANSAS	54-87 K-6657-01	2002	872	1122

*NOTE: ALL DISTURBED AREAS WITHIN ROW THAT ARE NOT INDICATED FOR BUFFALO SEED AND ARE NOT LOCATED IN THE WETLAND MITIGATION AREA SHALL BE SEEDED WITH K-31 FESCUE


INTEGRALLY COLORED CONCRETE PAVEMENT 100MM (MOWSTRIP)  K-31 FESCUE SEED (IRRIGATED)  BUFFALO SEED 

RATE/ACRE	ACRE	BID ITEM	QUANTITY	UNIT
200	41	FERTILIZER (10-20-10) INCLUDES SOD AREAS	8200 (3719.52) 3946	LBS (KILOGRAMS)
130	6.75	BUFFALO GRASS SEED	877.5 (398) 1434	LBS (KILOGRAMS)
350	34.25	K-31 FESCUE SEED	11987.5 (5437.53) 1020	LBS (KILOGRAMS)
		MULCH	18	HECTARES
		SOD (FESCUE)	357 SM	SM
		CONCRETE FENCE	359.36 337.0	METER




Revised

NOTE: UTILITIES INDICATED CONSIST OF EXISTING AND PROPOSED. CONTRACTOR SHALL FIELD VERIFY ALL UTILITY INFORMATION. COORDINATE THROUGH KANSAS ONE CALL.



ADDENDUM #2:
5. All areas on the plans to receive permanent seeding shall be mulched. Material and application rates shall be in accordance with the requirements for temporary seeding on Sheet No. 630. The quantity of 18 hectares of mulch shown on Sheet No. 872 is for permanent seeding only.



No.	Revisions	By	Date
1			

CITY OF WICHITA
LANDSCAPE PLAN
STA. 13+800 TO STA. 14+200
SEDGWICK COUNTY

Professional Engineering Consultants, P.A.
303 S. TOPEKA • WICHITA, KANSAS 67202
316-262-2691 • FAX 316-262-3003

Designed by SMP
Checked by
Drawn by DWR
Date April, 2002
Job No. 97362

DSNR: OPER: DWR SCALE: 1:500 F: 9934/15138