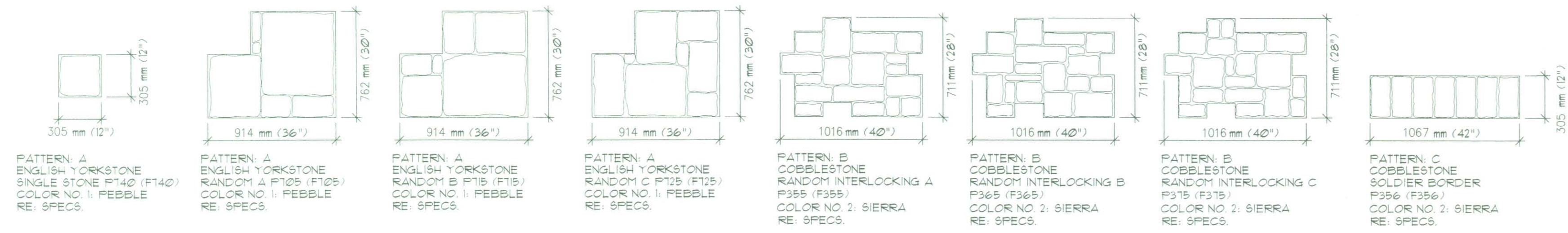


FHWA REGION NO.	STATE	PROJECT NO.	YEAR	SHEET NO.	TOTAL SHEETS
7	KANSAS	54-87 K-6657-01	2002	893	1122


DATE	
BY	
REFERENCES NOTED	
REFERENCES CHECKED	



1 INTEGRALLY COLORED CONCRETE PATTERNS


SCALE: 1/2" = 1'-0"

NOTE: TOOL CONTRACTION JOINTS AT 2'5M (8'10") INTERVALS AND INSTALL EXPANSION JOINTS WITH SEALANT AT 1M (36") INTERVALS. RE: INTEGRALLY COLORED CONCRETE PAVING SPECS FOR SEALANT TYPE



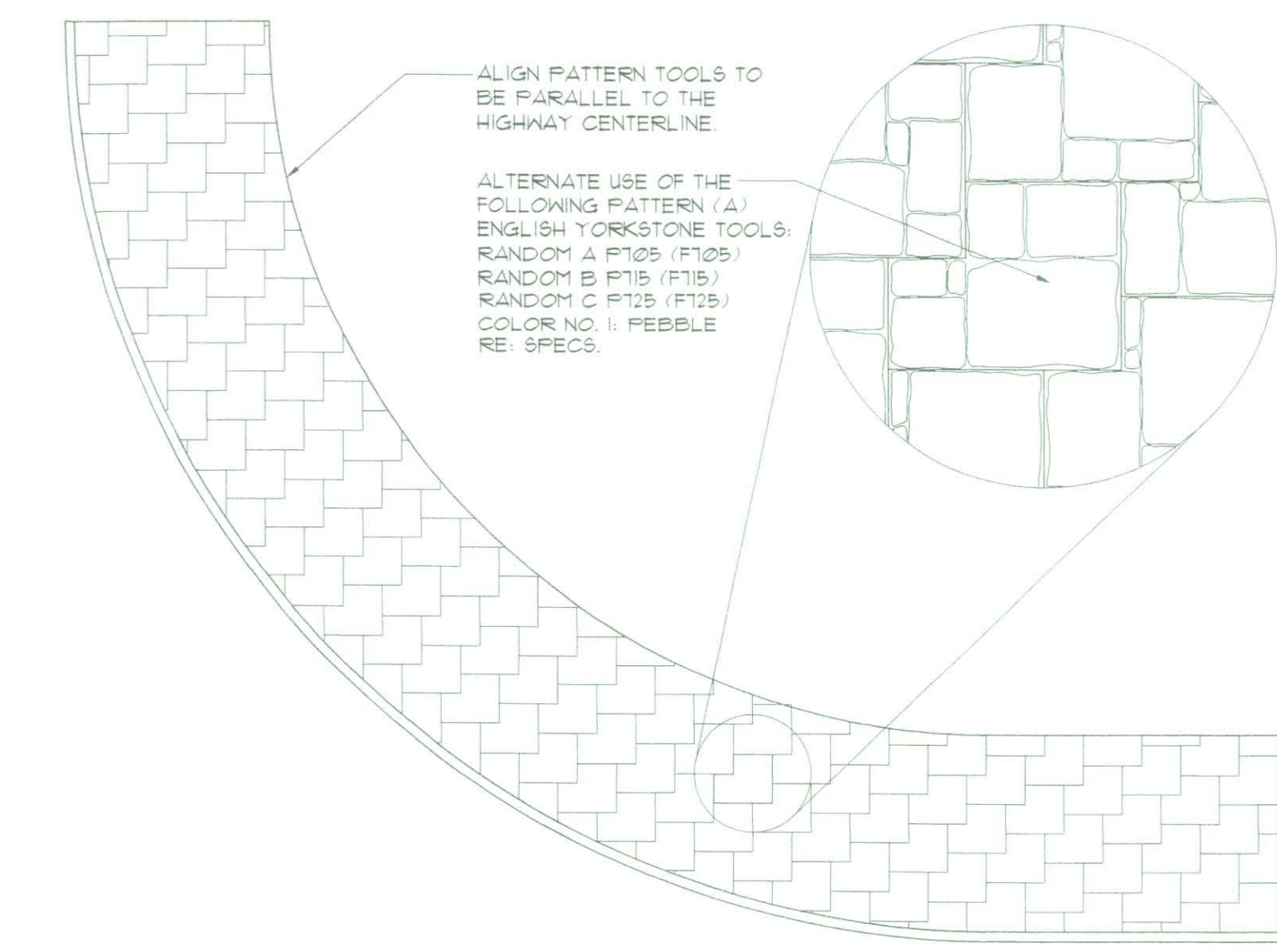
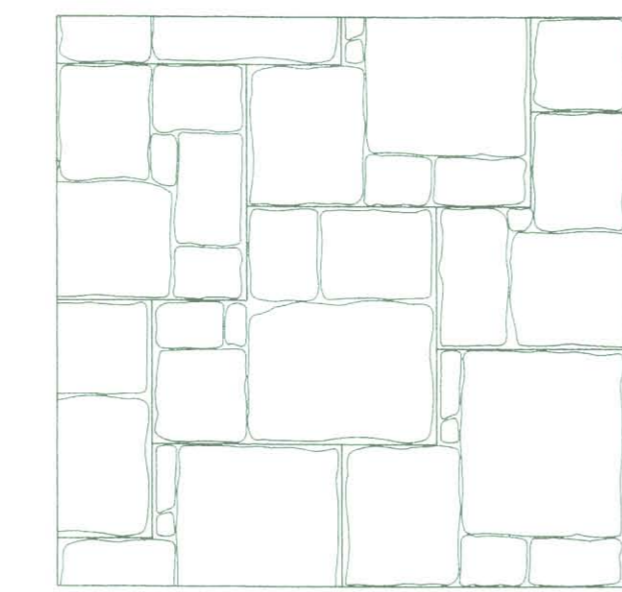
2 PATTERN A - AT MOW STRIPS

SCALE: 1/2" = 1'-0"



3 PATTERN A - LARGE AREAS

SCALE: 1/2" = 1'-0"




4 PATTERN A - AT CURVES

SCALE: 1/8" = 1'-0"

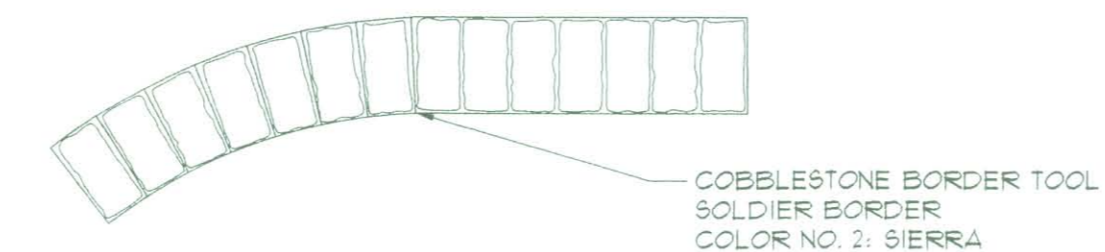
5 PATTERN B - LARGE AREAS

SCALE: 1/2" = 1'-0"



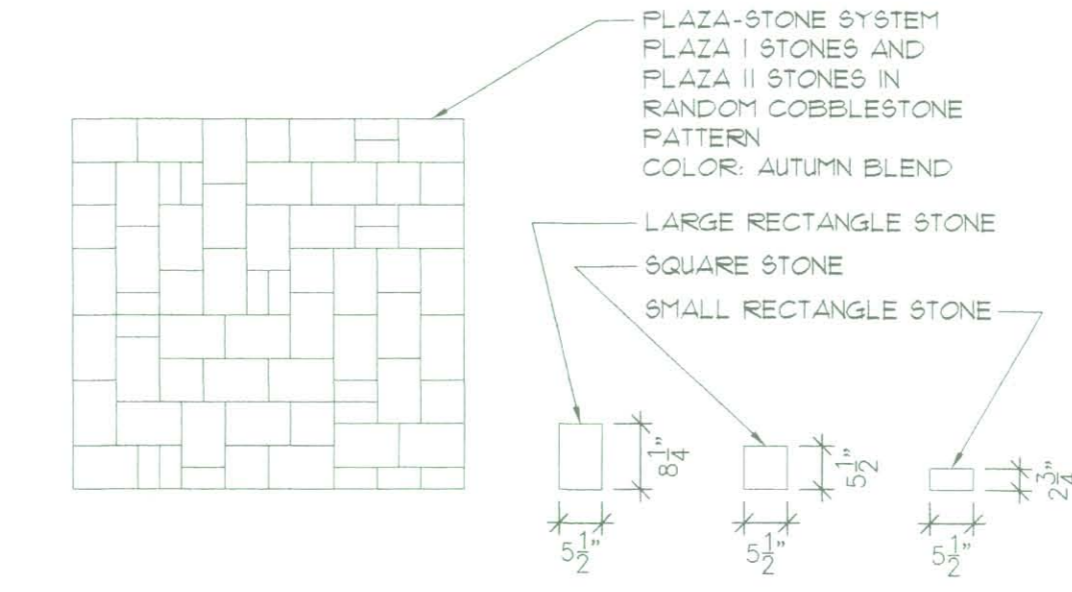
6 PATTERN C - AT CURVES

SCALE: 1/2" = 1'-0"




7 CONCRETE UNIT PAVERS

SCALE: 1/2" = 1'-0"




8 INTEGRALLY COLORED CONC. PAVEMENT SECTION

N.T.S.



14. Add the following note to Sheet No. 893. Contraction joints shall be sawed in the integrally colored concrete pavement at 2.4 m maximum spacing longitudinally and transversely. Contraction joints shall not be tooled into the pavement.

DSMR: OPER: DWR SCALE: 1:500 F/9934/15174



1			
No.	Revisions	By	Date
CITY OF WICHITA			
ORNAMENTAL PAVING DETAILS			
SEDGWICK COUNTY			
Professional Engineering Consultants, P.A.			
303 S. TOPEKA • WICHITA, KANSAS 67202 316-262-2691 • FAX 316-262-3000			
Designed by	SMP	Checked by	
Drawn by	DWR	Date April, 2002	Job No. 97362